

CIVIL TENDER DRAWINGS

OAB REDEVELOPMENT, NLSIU, BENGALURU

Dec 2024

ARCHITECTURAL TENDER DRAWINGS

OAB REDEVELOPMENT, NLSIU, BENGALURU

Dec 2024

OAB REDEVELOPMENT, NLSIU, BENGALURU

LIST OF DRAWINGS:

• **ARCHITECTURAL DRAWINGS:**

1. TD-A-100 Abbreviations and Symbols

Site Drawings:

2. TD-M-101 Site Plan
3. TD-M-102 Road Formation Layout
4. TD-M-103 Grading Plan
5. TD-M-104 Hardscape Layout
6. TD-M-105-01 Site Details
7. TD-M-105-02 Site Details

Floor Plans:

8. TD-A-201 Ground Floor Plan (Old Academic Block - OAB)
9. TD-A-202 First Floor Plan (Old Academic Block - OAB)
10. TD-A-203 Second Floor Plan (Old Academic Block - OAB)
11. TD-A-204 Terrace Level Plan (Old Academic Block - OAB)
12. TD-A-205 Lower Ground Floor Plan (New Faculty Block - NFB)
13. TD-A-206 Ground Floor Plan (New Faculty Block - NFB)
14. TD-A-207 First Floor Plan (New Faculty Block - NFB)
15. TD-A-208 Second Floor Plan (New Faculty Block - NFB)
16. TD-A-209 Third Floor Plan (New Faculty Block - NFB)
17. TD-A-210 Fourth & Fifth Floor Plan (New Faculty Block - NFB)
18. TD-A-211 Terrace Level Plan (New Faculty Block - NFB)

Sections and Elevations

19. TD-A-301 Section AA', Section BB'
20. TD-A-302 Section CC', Section EE'
21. TD-A-303 Part Section DD', Section GG', Section FF'
22. TD-A-304 Elevations (West, East & South Elevation)
23. TD-A-305 Elevations (North & NFB East Elevation)
24. TD-A-306-01 Wall Sections and Typical Details
25. TD-A-306-02 Wall Sections and Typical Details

Door Window Schedule and Details:

26. TD-A-401 Door & Duct Shutter Schedule
27. TD-A-402-01 Window Schedule
28. TD-A-402-02 Window & Ventilator schedule
29. TD-A-403 Glazing Schedule
30. TD-A-404-01 Door Details
31. TD-A-404-02 Door Details
32. TD-A-405-01 Window Details
33. TD-A-405-02 Window & Ventilator Details
34. TD-A-406 Duct Shutter Details
35. TD-A-407-01 Glazing details
36. TD-A-407-02 Glazing details

Staircase Details:

37. TD-A-501 Details Staircase 1
38. TD-A-502 Details Staircase 2
39. TD-A-503 Details Staircase 3
40. TD-A-504 Details Staircase 4 & 5

False Ceiling Details:

41. TD-A-601 False Ceiling Details
42. TD-A-602 False Ceiling Details
43. TD-A-603 False Ceiling Details

Flooring layout and Details:

44. TD-A-701 Ground Floor Flooring layout (OAB)
45. TD-A-702 First Floor Flooring layout (OAB)
46. TD-A-703 Second Floor Flooring layout (OAB)
47. TD-A-704 Terrace Level Flooring layout (OAB)
48. TD-A-705 Lower Ground Floor Flooring Layout
49. TD-A-706 Ground Floor Flooring Layout (NFB)
50. TD-A-707 First Floor Flooring Layout (NFB)
51. TD-A-708 Second Floor Flooring layout (NFB)
52. TD-A-709 Third Floor Flooring layout (NFB)
53. TD-A-710 Fourth & Fifth Floor Flooring layout (NFB)
54. TD-A-711 Terrace Floor Flooring layout (NFB)
55. TD-A-712 Typical Flooring Details

Toilet Details:

56. TD-A-801 Toilet 1
57. TD-A-802 Toilet 2
58. TD-A-803 Toilet 3
59. TD-A-804 Toilet 4
60. TD-A-805 Toilet 5
61. TD-A-806 Toilet 6 & 7
62. TD-A-807 Toilet 8 & 9
63. TD-A-808-01 Typical Details for Toilet & Pantry
64. TD-A-808-02 Typical Details for Toilet & Pantry

Miscellaneous Details:

65. TD-A-902 Cafe Roof details
66. TD-A-903-01 Breakout Space Details(NFB)
67. TD-A-903-02 Breakout Space Details(OAB)
68. TD-A-904 Terrace Pavilion Details
69. TD-A-905-01 Typical Railing & MS Bench Details
70. TD-A-905-02 MS Bench Options Details
71. TD-A-906-01 OAB External Screen Details
72. TD-A-906-02 Courtyard & Toilet Screen Details
73. TD-A-907 Lift lobby cladding & Brick jali screen details
74. TD-A-908 Services Platform & Spout Detail
75. TD-A-909 OHT & Mumty Staircase Detail

CLIENT : NLSIU
Gnana Bharathi Main Rd, opp. NAAC,
Teachers Colony, Naagarabhaavi, Bengaluru,
Karnataka 560072

CONSULTING ARCHITECT : **Design Cooperative (DCOOP Architects)**
Unit No. 109, 1st Floor,Swastik Chambers,
S.G.Barve Marg,Chembur, Mumbai-400071
PH: +91 22 3515 4031
Email: mail@dcoop.in

STRUCTURAL CONSULTANT : Manjunath & Co. Consulting engineers
#236, 5th Cross,
K.G.Nagar, Bangalore - 19
PH: (080)6616610, 6616611
Email: manjaxe2010@gmail.com

MEP CONSULTANT : Mc D Built Environment Research
Laboratory Pvt Ltd,
Green building,Sustainability and MEP
services,
No 12,Subramanya Arcade, Tower B ,
Opposite to Jalbhavan, Old
Gurappanapalya, BTM 1st stage
,Bannerghтта road ,Bangalore-560 029.
PH: +91 80 41222020,
URL: www.mcdberl.com

SUSTAINABILITY CONSULTANT : Mc D Built Environment Research
Laboratory Pvt Ltd,
Green building,Sustainability and MEP
services,
No 12,Subramanya Arcade, Tower B ,
Opposite to Jalbhavan, Old
Gurappanapalya, BTM 1st stage
,Bannerghтта road ,Bangalore-560 029.
PH: +91 80 41222020,
URL: www.mcdberl.com









ABBREVIATIONS

AC	Air Conditioning
AAC	Autoclaved Aerated Concrete
APPROX.	Approximate
BLDG.	Building
B.O.Q	Bill of Quantities
BBC	Brick Bat Coba
C/C	Centre to Centre
CI	Cast Iron
D	Door
DS	Duct Shutter
DIA	Diameter
DN	Down
DWG	Drawing
DG	Diesel generator
EQ	Equal
ELV	Extra low voltage system
F	Exhaust Fan
FFL	Finished Floor level
FLR.	Floor
FG	Fixed Glass
FFTG	Firefighting
G	Clear Glass
HT	Height
HVAC	Heating, Ventilating & Air Conditioning
I.P.S	Indian Patent Stone
LMR.	Lift Machine Room
LVL.	Level
MAX.	Maximum
MIN	Minimum
MEP	Mechanical, Electrical & Plumbing
MS	Mild Steel
NO.	Number
N.T.S.	Not to Scale
N.T	Nahni Trap
O.H.T.	Over head tank
PCC	Plain Cement Concrete
PV	Photo Voltaic
R	Remainder
RCC	Reinforced cement concrete
SPEC	Specification
SS	Stainless Steel
S	Screen
TD	Tender Drawing
THK	Thick
UCR	Uncoursed Rubble
UP	Up
V	Ventilator
VP	Vision Panel
WC	Water Closet
W	Window

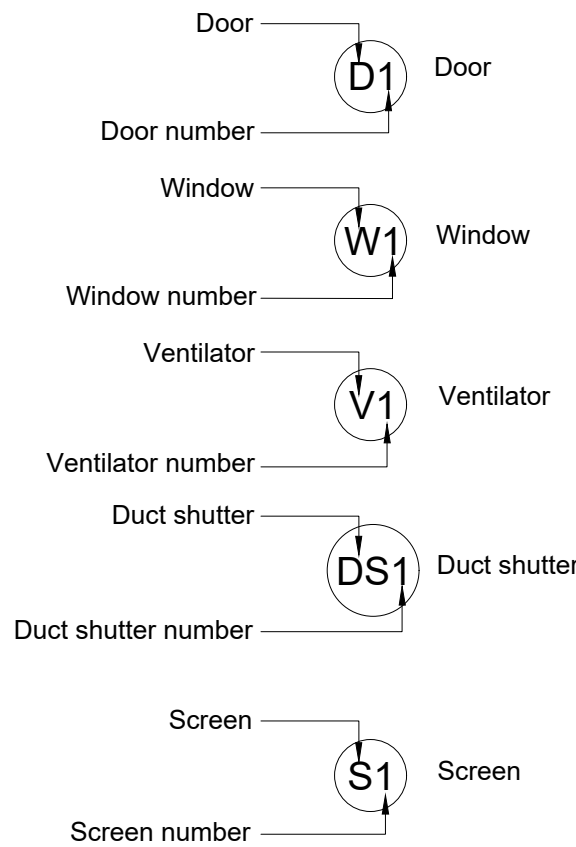
SYMBOLS

	North
	Centreline
	Full Sections
	Elevations
	Wall sections
	Part Sections
	Double height space
	Cutout
	Building line above
	Beam line above
	Detail marker
	Level marker
	Break line/ Stair cut section
	Drop in flooring
	Direction Indicator

LEGENDS

	Existing RCC Shear wall / Column
	Proposed RCC Shear wall / Column
	AAC Block Wall
	Solid Concrete Block
	PCC
	Soil
	Waterproofing
	Rubble Soling

ANNOTATIONS



DRAWING NUMBER SERIES

- M-101- Site Plan and Details
- L -101- Landscape Drawings
- D-101- Demolition Plans
- A-201- Floor Plans
- A-301- Sections and Elevations
- A-401- Door, Window, Ventilator & Duct
Shutter Schedule and Details
- A-501- Staircase Details
- A-601- False Ceiling Details
- A-701- Flooring Layouts and Details
- A-801- Toilet & Pantry Details
- A-901- Miscellaneous details etc.

DRAWING STAMPS

FOR CONSTRUCTION

REFERENCE ONLY
NOT FOR CONSTRUCTION

TENDER DRAWINGS
NOT FOR CONSTRUCTION

Special notes related to respective drawings

GENERAL NOTES

■ THIS DRAWING IS THE SOLE PROPERTY OF DESIGN COOPERATIVE AND IS NOT TO BE COPIED OR USED WITHOUT PRIOR PERMISSION.

SPECIFIC NOTES

LEGENDS


[illegible]

PROJECT : OAB REDEVELOPMENT,
NLSIU, BENGALURU

CLIENT : NLSIU

TITLE: ABBREVIATIONS,SYMBOLS
AND LEGENDS

DATE	24/12/2024	CHECKED	IP
DRAWN	SF/AD	APPROVED	QD
PROJ. NO	AD/0123	SCALE	1:100@A2

PMC :	DRG.NO.
STRUCTURAL CONSULTANT : MANJUNATH & CO	TD-A-100 (R-00) (OAB)
LANDSCAPE CONSULTANT :	
ELECTRICAL & HVAC CONSULTANT : McDBERL	
PLUMBING CONSULTANT : McDBERL	
SUSTAINABILITY CONSULTANT : McDBERL	

Project Details

Drawing Title

Drawing sub no.

Drawing Series

Architecture

Drawing Stage-

Revision No.

Principal Consultant Details

DCOOP
ARCHITECTURE.DESIGN.RESEARCH

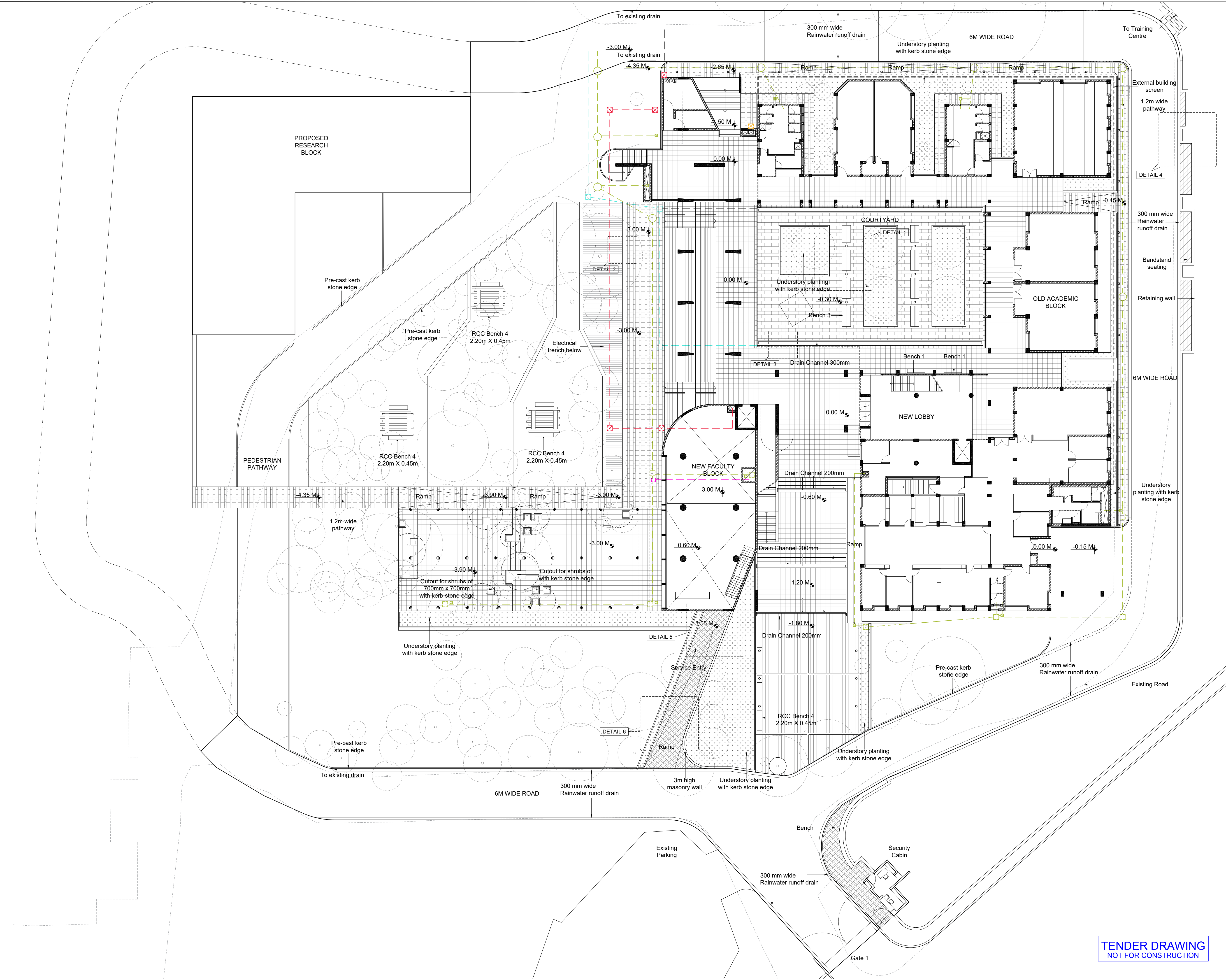
UNIT NO. 109, SWASTIK CHAMBERS, S.G. BARVE MARG,
CHEMBUR, MUMBAI - 400071

TEL:022 24706945 E-MAIL:mail@dcoop.in WEB:www.dcoop.in

SITE PLAN & DETAILS

OAB REDEVELOPMENT, NLSIU, BENGALURU

Dec 2024




- GENERAL NOTES**
- THIS DRAWING IS THE SOLE PROPERTY OF DESIGN COOPERATIVE AND IS NOT TO BE COPIED OR USED WITHOUT PRIOR PERMISSION.
 - ALL DIMENSIONS IN THE DRAWING ARE TO BE READ AND NOT TO BE MEASURED.
 - ANY DISCREPANCY BETWEEN DRAWINGS SHOULD BE BROUGHT TO THE ARCHITECTS NOTICE.
 - ALL DIMENSIONS AND LEVELS ARE FROM UNFINISHED SURFACES.
 - EXTERIOR AND INTERIOR WALLS TO BE TAKEN AS 230MM THICK AAC BLOCK UNLESS SPECIFIED.
 - FOR ALL STRUCTURAL DECISIONS REFER TO STRUCTURAL CONSULTANTS DWGS.
 - FOR ALL MEP DECISIONS REFER TO MEP CONSULTANTS DWGS.
 - EXTERIOR AND INTERIOR WALLS TO BE TAKEN AS 230MM THICK FOR OAB AND 200MM THK FOR NFB AAC BLOCK UNLESS SPECIFIED.

- NOTES**
- FOR GRADING PLAN AND HARDSCAPE LAYOUT, REFER DWG NO. TD-L-101 AND TD-L-102
 - FOR SITE DETAILS, REFER DWG NO. TD-L-104-01, TD-L-104-02
 - FOR ROAD FORMATION PLAN, REFER DWG NO. TD-M-102
 - FOR PLANS, REFER DWG NO. TD-A-201 TO TD-A-211.
 - FOR SECTIONS AND ELEVATIONS, REFER DWG NO. TD-A-301 TO TD-A-305.
 - FOR FLOORING LAYOUT AND DETAILS, REFER DWG NO. TD-A-701 TO TD-A-711.
 - FOR MISCELLANEOUS DETAILS, REFER DWG NO. TD-A-902 TO TD-A-908.

- LEGEND**
- Shahabad Stone
 - Riverwash Kota Stone (Type 1)
 - Riverwash Kota Stone (Type 2)
 - Permeable Paver
 - Flamed Granite (Pattern 1)
 - Flamed Granite (Pattern 2)
 - Paver Blocks
 - Understory Planting
 - Rough Granite
 - Manhole
 - Electrical Trench
 - ELV Pit
 - Rainwater Chamber
 - Inspection Chamber
 - Gully Trap
 - Catch Basin

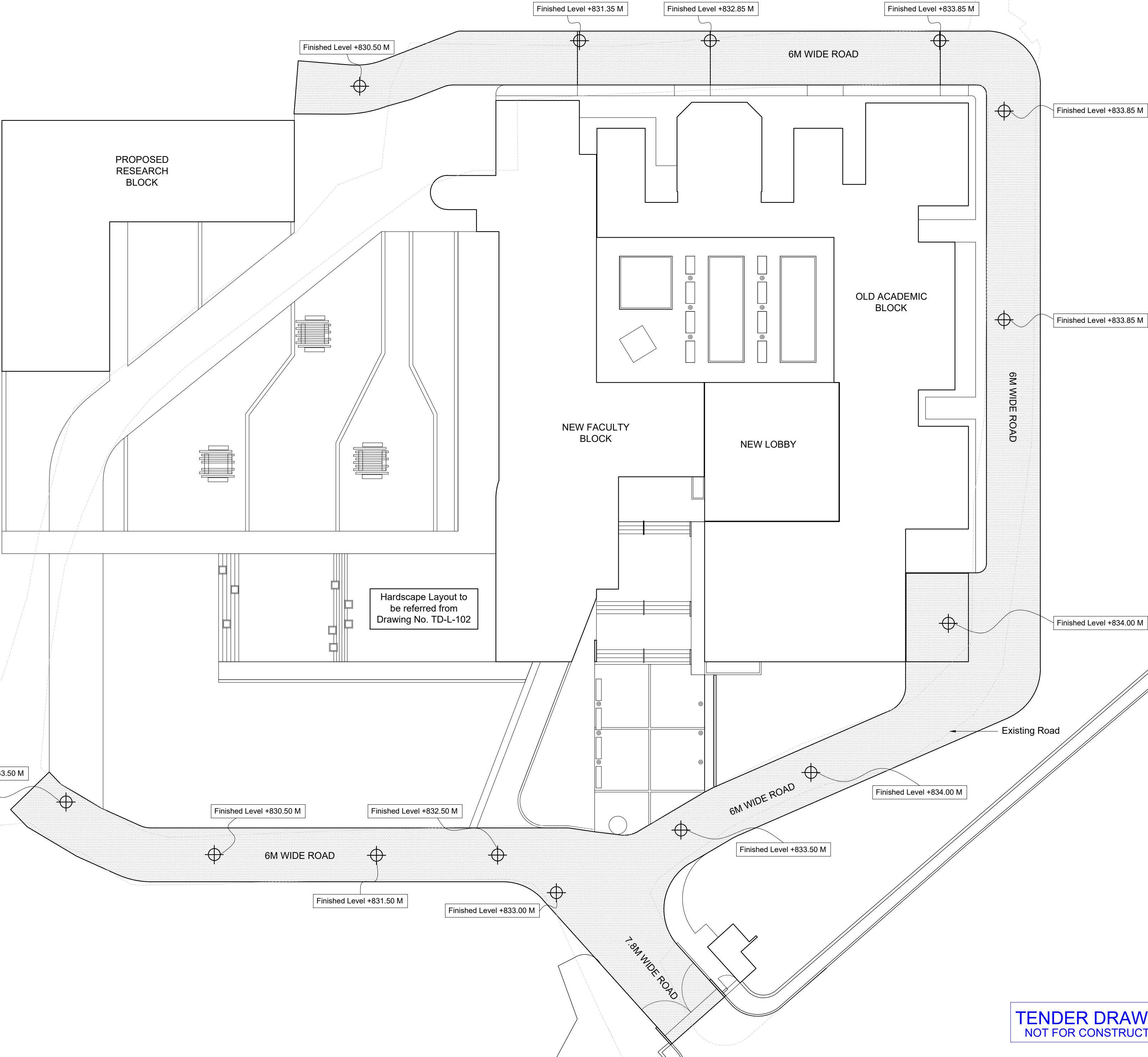
REVISIONS		
NO	DATE	DESCRIPTION

PROJECT : OAB REDEVELOPMENT, NLSIU, BENGALURU			
CLIENT : NLSIU			
TITLE : SITE PLAN			
DATE	24/12/2024	CHECKED	IP
DRAWN	SM	APPROVED	QD
PROJ. NO	AD/0123	SCALE	1:200@A1

PMC	:-	DRG.NO.
MUNICIPAL CONSULTANT	:-	TD-M-101 (R-00)
STRUCTURAL CONSULTANT	: MANJUNATH & CO	
MEP CONSULTANT	: McDBERL	(OAB)
LANDSCAPE CONSULTANT	:-	
SUSTAINABILITY CONSULTANT	: McDBERL	
KITCHEN CONSULTANT	:-	

DCCOP
ARCHITECTURE DESIGN RESEARCH
UNIT NO. 109, SWASTIK CHAMBERS, S. G. BARVE MARG, CHEMBUR, MUMBAI - 400071
TEL:022 24706945 E-MAIL:mail@dcoop.in WEB:www.dcoop.in

TENDER DRAWING
NOT FOR CONSTRUCTION



- GENERAL NOTES
- THIS DRAWING IS THE SOLE PROPERTY OF DESIGN COOPERATIVE AND IS NOT TO BE COPIED OR USED WITHOUT PRIOR PERMISSION.
 - ALL DIMENSIONS IN THE DRAWING ARE TO BE READ AND NOT TO BE MEASURED.
 - ANY DISCREPANCY BETWEEN DRAWINGS SHOULD BE BROUGHT TO THE ARCHITECTS NOTICE.
 - ALL DIMENSIONS AND LEVELS ARE FROM UNFINISHED SURFACES.
 - ALL ELECTRICAL WIRING TO BE CONCEALED IN WALL AND SLABS.
 - ALL PLUMBING PIPES SHOULD BE TAKEN WITHIN DUCTS OF THE BUILDINGS.
 - EXTERIOR AND INTERIOR WALLS TO BE TAKEN AS 230MM THICK FOR OAB AND 200MM THK FOR NFB AAC BLOCK UNLESS SPECIFIED.

- NOTES
- FOR SITE PLAN, REFER DWG NO. TD-M-101
 - FOR SITE DETAILS, REFER DWG NO. TD-L-104-01, TD-L-104-02
 - FOR GRADING PLAN AND HARDSCAPE LAYOUT, REFER DWG NO. TD-L-101 AND TD-L-102
 - FOR PLANS, REFER DWG NO. TD-A-201 TO TD-A-211.
 - FOR SECTIONS AND ELEVATIONS, REFER DWG NO. TD-A-301 TO TD-A-305.
 - FOR FLOORING LAYOUT AND DETAILS, REFER DWG NO. TD-A-701 TO TD-A-711.
 - FOR MISCELLANEOUS DETAILS, REFER DWG NO. TD-A-902 TO TD-A-908.

REVISIONS		
NO	DATE	DESCRIPTION

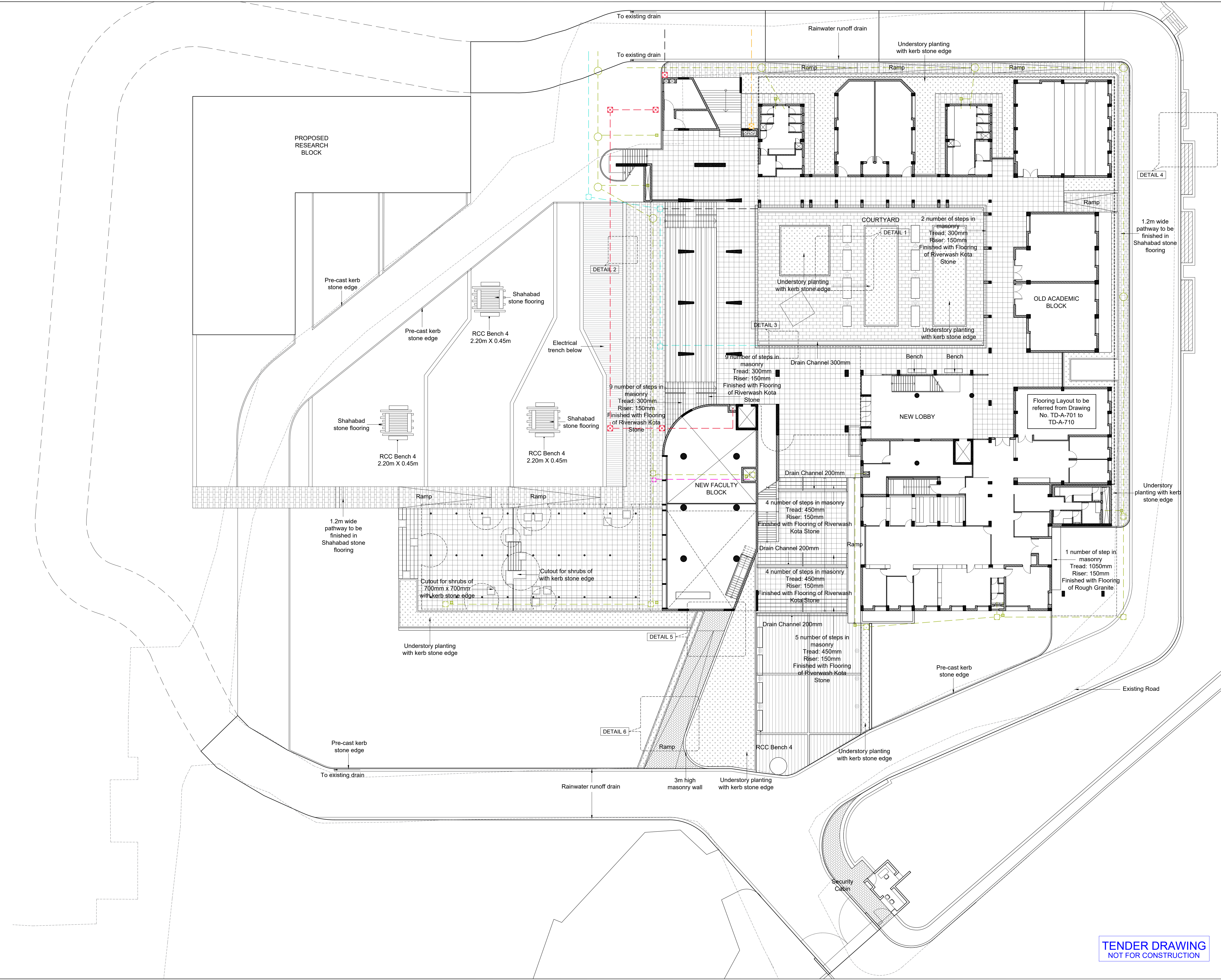
PROJECT : OAB REDEVELOPMENT, NLSIU, BENGALURU			
CLIENT : NLSIU			
TITLE : ROAD FORMATION LAYOUT			
DATE	24/12/2024	CHECKED	IP
DRAWN	SM/AD	APPROVED	QD
PROJ. NO	AD/0123	SCALE	1:300@A2

PMC : -	DRG. NO
MUNICIPAL CONSULTANT : -	TD-M-102
STRUCTURAL CONSULTANT : MANJUNATH & CO	
MEP CONSULTANT : McD BERL	
LANDSCAPE CONSULTANT : -	
SUSTAINABILITY CONSULTANT : McD BERL	

DCOOP ARCHITECTURE DESIGN.RESEARCH	
UNIT NO. 109, 1ST FLOOR, SWASTIK CHAMBERS, S.G.BARVE MARG, CHEMBUR, MUMBAI - 400071	
PH:+91 22 3515 4031 E-MAIL: mail@dcoop.in	

TENDER DRAWING
NOT FOR CONSTRUCTION





- GENERAL NOTES**
- THIS DRAWING IS THE SOLE PROPERTY OF DESIGN COOPERATIVE AND IS NOT TO BE COPIED OR USED WITHOUT PRIOR PERMISSION.
 - ALL DIMENSIONS IN THE DRAWING ARE TO BE READ AND NOT TO BE MEASURED.
 - ANY DISCREPANCY BETWEEN DRAWINGS SHOULD BE BROUGHT TO THE ARCHITECTS NOTICE.
 - ALL DIMENSIONS AND LEVELS ARE FROM UNFINISHED SURFACES.
 - EXTERIOR AND INTERIOR WALLS TO BE TAKEN AS 230MM THICK AAC BLOCK UNLESS SPECIFIED.
 - FOR ALL STRUCTURAL DECISIONS REFER TO STRUCTURAL CONSULTANTS DWGS.
 - FOR ALL MEP DECISIONS REFER TO MEP CONSULTANTS DWGS.
 - EXTERIOR AND INTERIOR WALLS TO BE TAKEN AS 230MM THICK FOR OAB AND 200MM THK FOR NFB AAC BLOCK UNLESS SPECIFIED.

- NOTES**
- FOR SITE PLAN, REFER DWG NO. TD-M-101
 - FOR SITE DETAILS, REFER DWG NO. TD-L-104-01, TD-L-104-02
 - FOR ROAD FORMATION PLAN, REFER DWG NO. TD-M-102
 - FOR PLANS, REFER DWG NO. TD-A-201 TO TD-A-211.
 - FOR SECTIONS AND ELEVATIONS, REFER DWG NO. TD-A-301 TO TD-A-305.
 - FOR FLOORING LAYOUT AND DETAILS, REFER DWG NO. TD-A-701 TO TD-A-711.
 - FOR MISCELLANEOUS DETAILS, REFER DWG NO. TD-A-902 TO TD-A-908.

- LEGEND**
- Shahabad Stone
 - Riverwash Kota Stone (Type 1)
 - Riverwash Kota Stone (Type 2)
 - Permeable Paver
 - Flamed Granite (Pattern 1)
 - Flamed Granite (Pattern 2)
 - Paver Blocks
 - Understory Planting
 - Rough Granite
 - Manhole
 - Electrical Trench
 - ELV Pit
 - Rainwater Chamber
 - Inspection Chamber
 - Gully Trap
 - Catch Basin

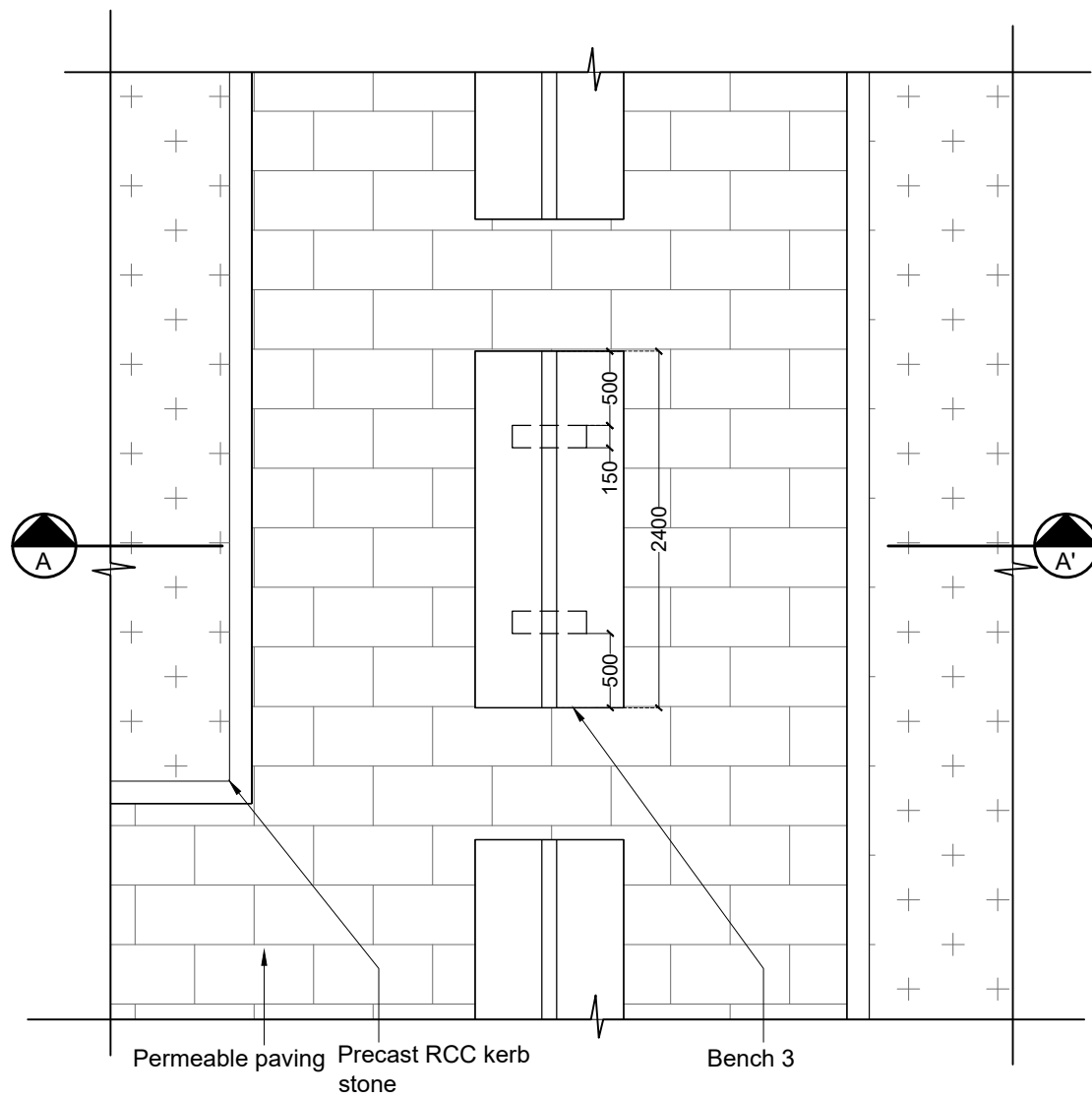
REVISIONS		
NO	DATE	DESCRIPTION

PROJECT : OAB REDEVELOPMENT, NLSIU, BENGALURU			
CLIENT : NLSIU			
TITLE : HARDSCAPE LAYOUT			
DATE	24/12/2024	CHECKED	IP
DRAWN	SM	APPROVED	QD
PROJ. NO	AD/0123	SCALE	1:200@A1

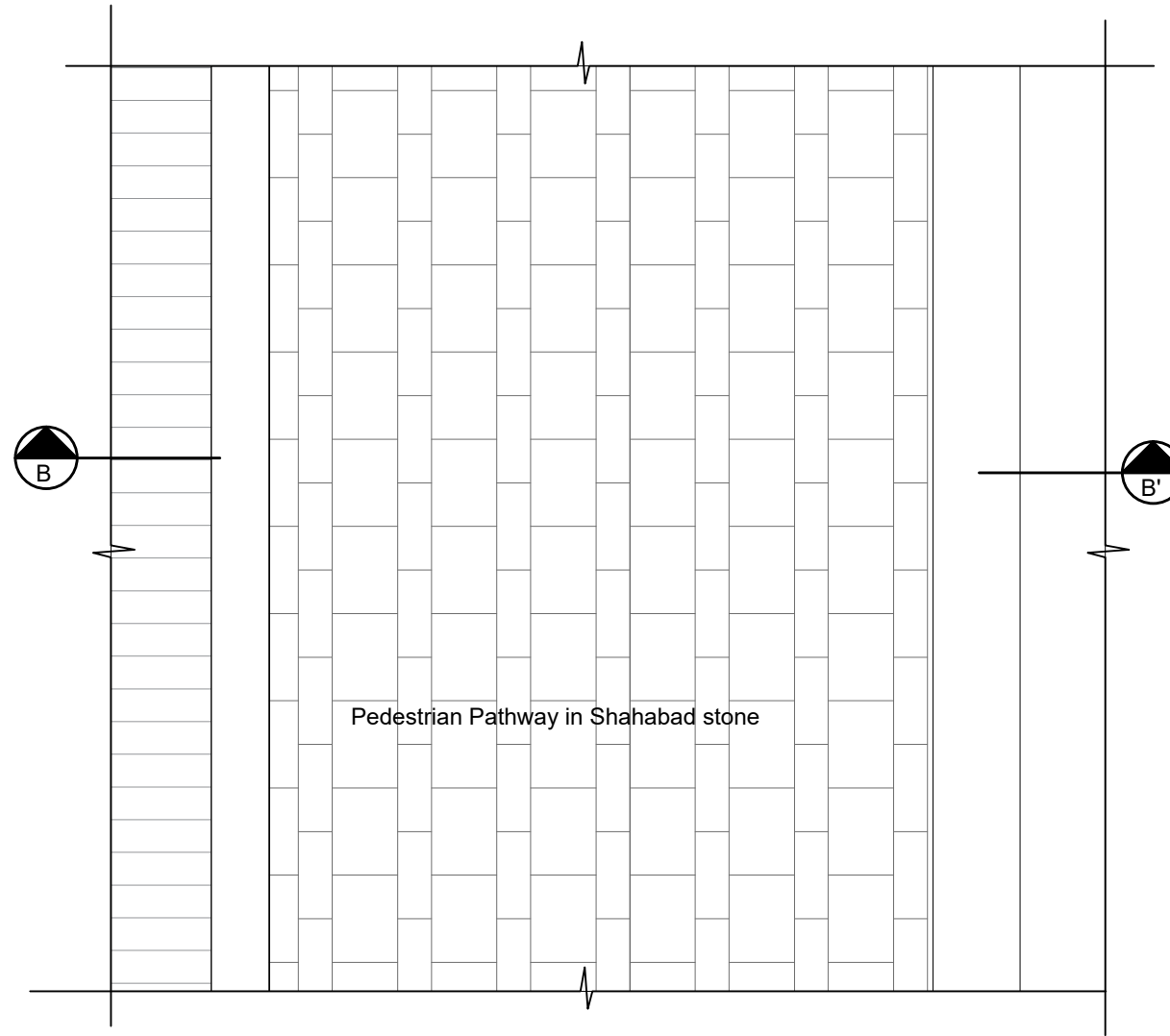
PMC	:-	DRG.NO.
MUNICIPAL CONSULTANT	:-	TD-M-104 (R-00)
STRUCTURAL CONSULTANT	: MANJUNATH & CO	
MEP CONSULTANT	: McDBERL	
LANDSCAPE CONSULTANT	:-	
SUSTAINABILITY CONSULTANT	: McDBERL	
KITCHEN CONSULTANT	:-	

DCCOOP
ARCHITECTURE DESIGN RESEARCH
UNIT NO. 109, SWASTIK CHAMBERS, S. G. BARVE MARG, CHEMBUR, MUMBAI - 400071
TEL: 022 24706945 E-MAIL: mail@dcoop.in WEB: www.dcoop.in

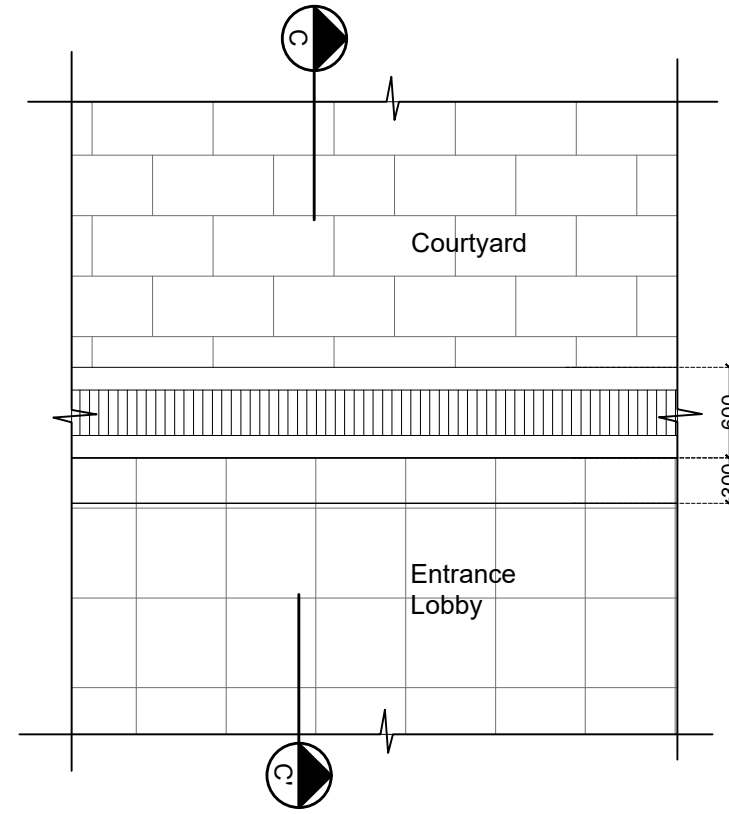
TENDER DRAWING
NOT FOR CONSTRUCTION



DETAIL 1 (Scale- 1:50)



DETAIL 2 (Scale- 1:50)



DETAIL 3 (Scale- 1:50)

GENERAL NOTES

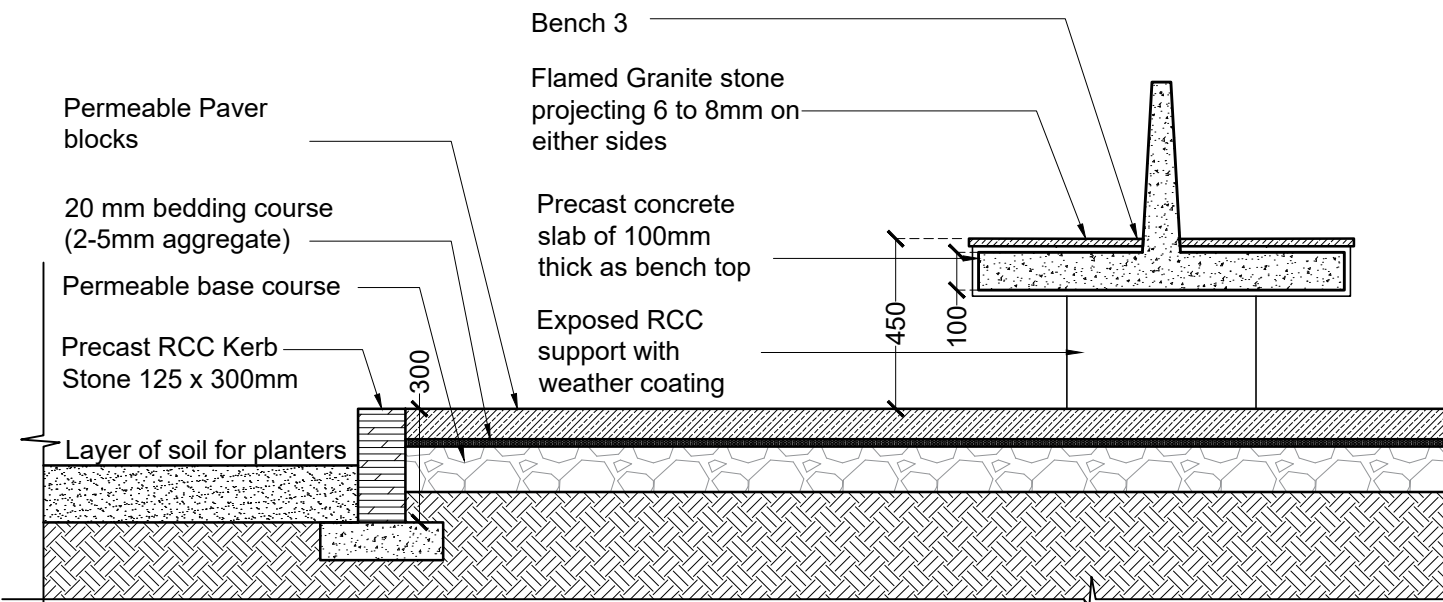
- THIS DRAWING IS THE SOLE PROPERTY OF DESIGN COOPERATIVE AND IS NOT TO BE COPIED OR USED WITHOUT PRIOR PERMISSION.
- ALL DIMENSIONS IN THE DRAWING ARE TO BE READ AND NOT TO BE MEASURED.
- ANY DISCREPANCY BETWEEN DRAWINGS SHOULD BE BROUGHT TO THE ARCHITECTS NOTICE.
- ALL DIMENSIONS AND LEVELS ARE FROM UNFINISHED SURFACES.
- ALL ELECTRICAL WIRING TO BE CONCEALED IN WALL AND SLABS.
- ALL PLUMBING PIPES SHOULD BE TAKEN WITHIN DUCTS OF THE BUILDINGS.
- EXTERIOR AND INTERIOR WALLS TO BE TAKEN AS 230MM THICK FOR OAB AND 200MM THK FOR NFB AAC BLOCK UNLESS SPECIFIED.

NOTES

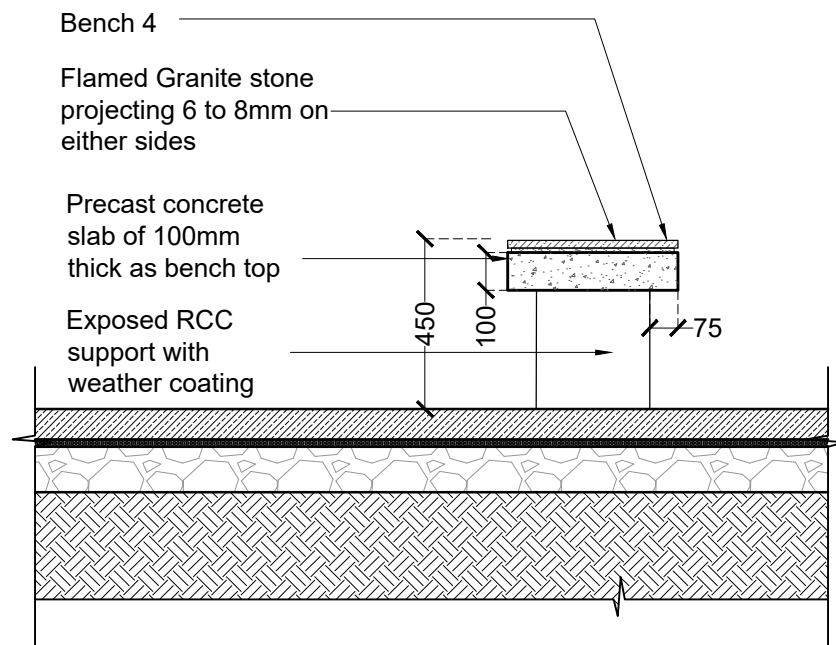
- FOR SITE PLAN, REFER DWG NO. TD-M-101
- FOR ROAD FORMATION PLAN, REFER DWG NO. TD-M-102
- FOR GRADING PLAN AND HARDSCAPE LAYOUT, REFER DWG NO. TD-L-101 AND TD-L-102
- FOR PLANS, REFER DWG NO. TD-A-201 TO TD-A-211.
- FOR SECTIONS AND ELEVATIONS, REFER DWG NO. TD-A-301 TO TD-A-305.
- FOR FLOORING LAYOUT AND DETAILS, REFER DWG NO. TD-A-701 TO TD-A-711.
- FOR MISCELLANEOUS DETAILS, REFER DWG NO. TD-A-902 TO TD-A-908.

LEGEND

- AAC BLOCKWALL
- EXISTING RCC
- PROPOSED RCC



SECTION AA' WITH TYPICAL BENCH DETAIL FOR SITE Scale 1:20

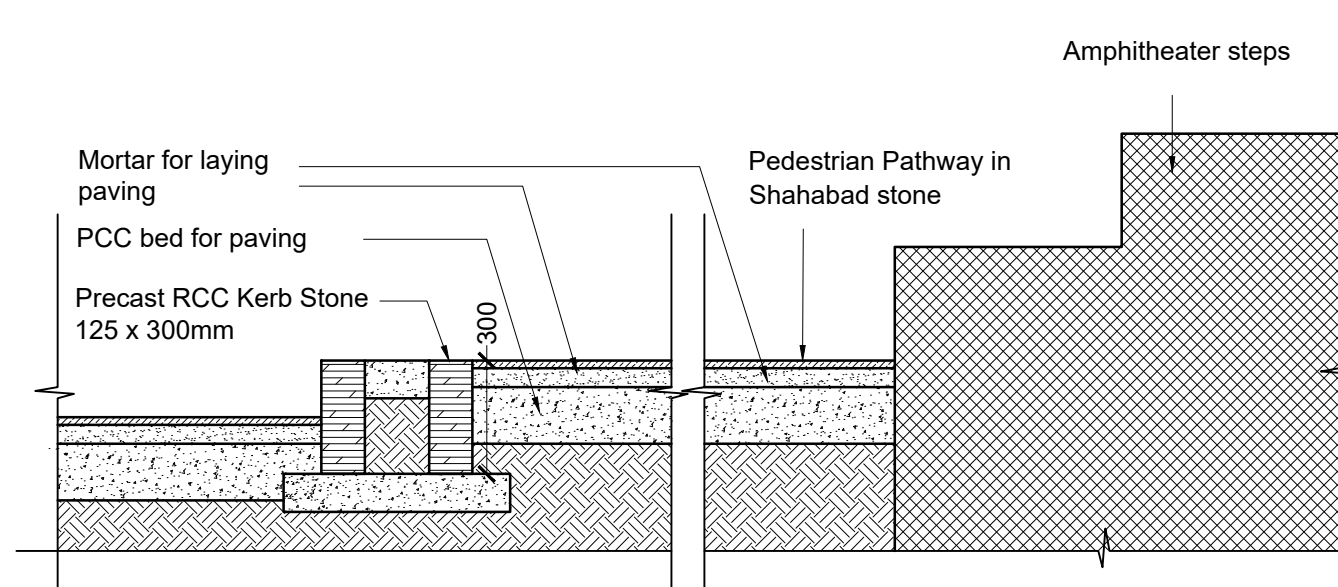


BENCH 4 DETAIL FOR SITE

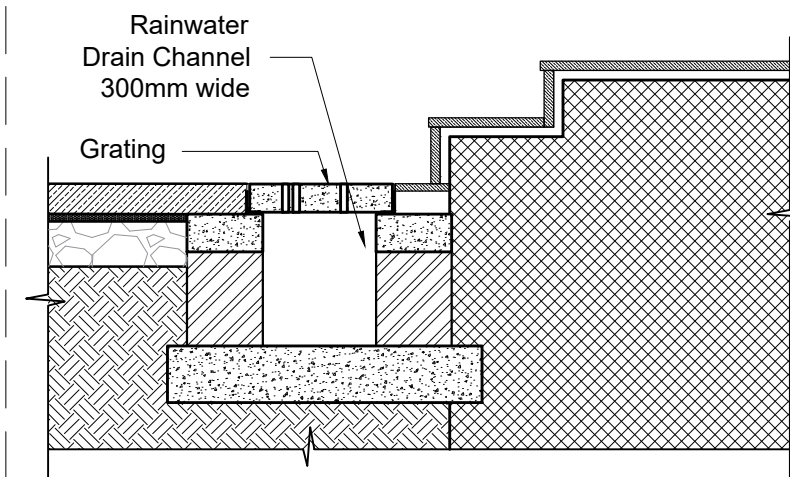
Scale 1:20

SPECIFIC NOTES:

For location of details, refer hardscape layout drawing TD-M-104



SECTION BB' Scale 1:20



SECTION CC' Scale 1:20

REVISIONS

NO	DATE	DESCRIPTION

PROJECT : OAB REDEVELOPMENT,
NLSIU, BENGALURU

CLIENT : NLSIU

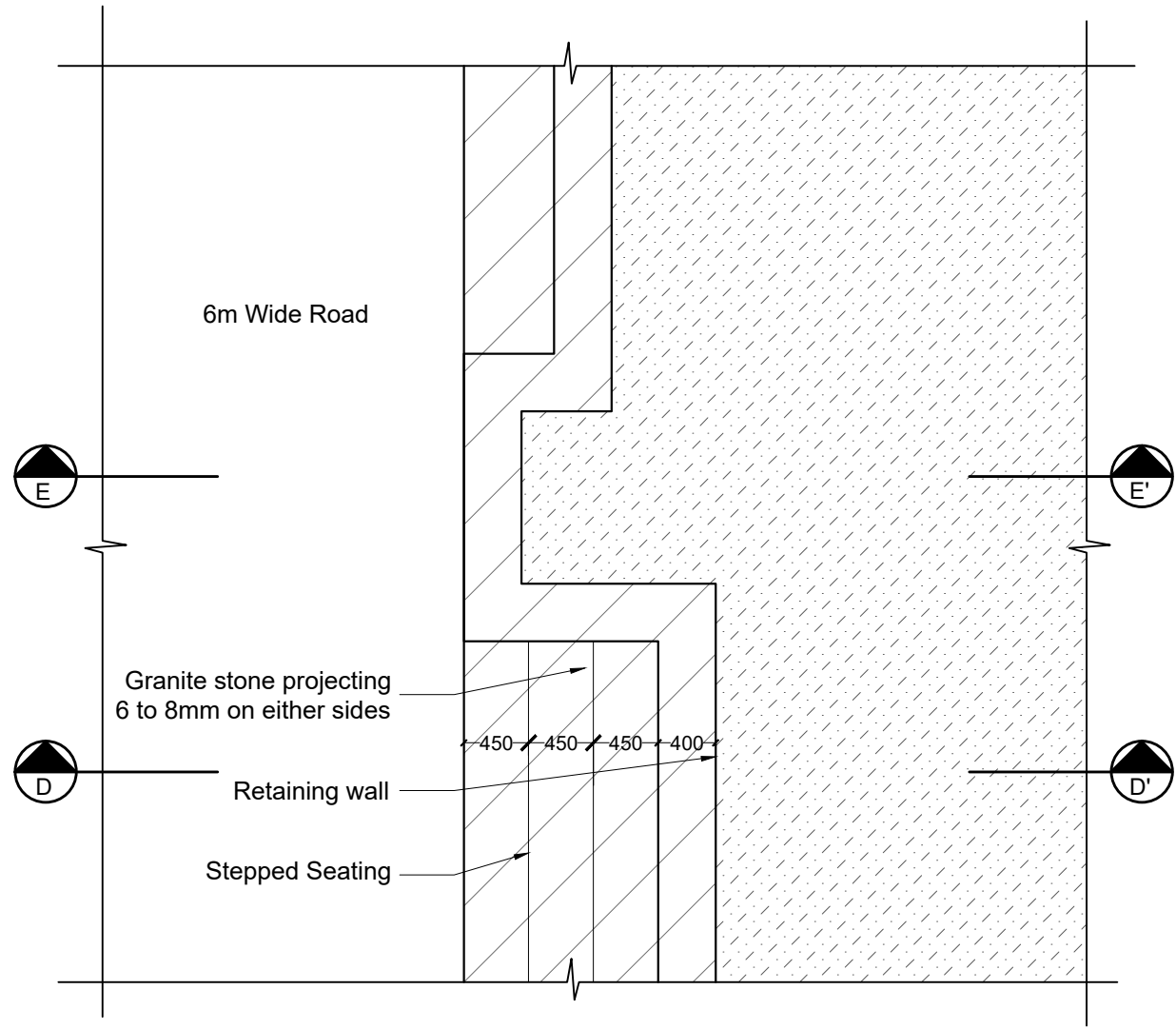
TITLE : SITE DETAILS

DATE	24/12/2024	CHECKED	IP
DRAWN	IP/AD	APPROVED	QD
PROJ. NO	AD/0123	SCALE	1:50@A2

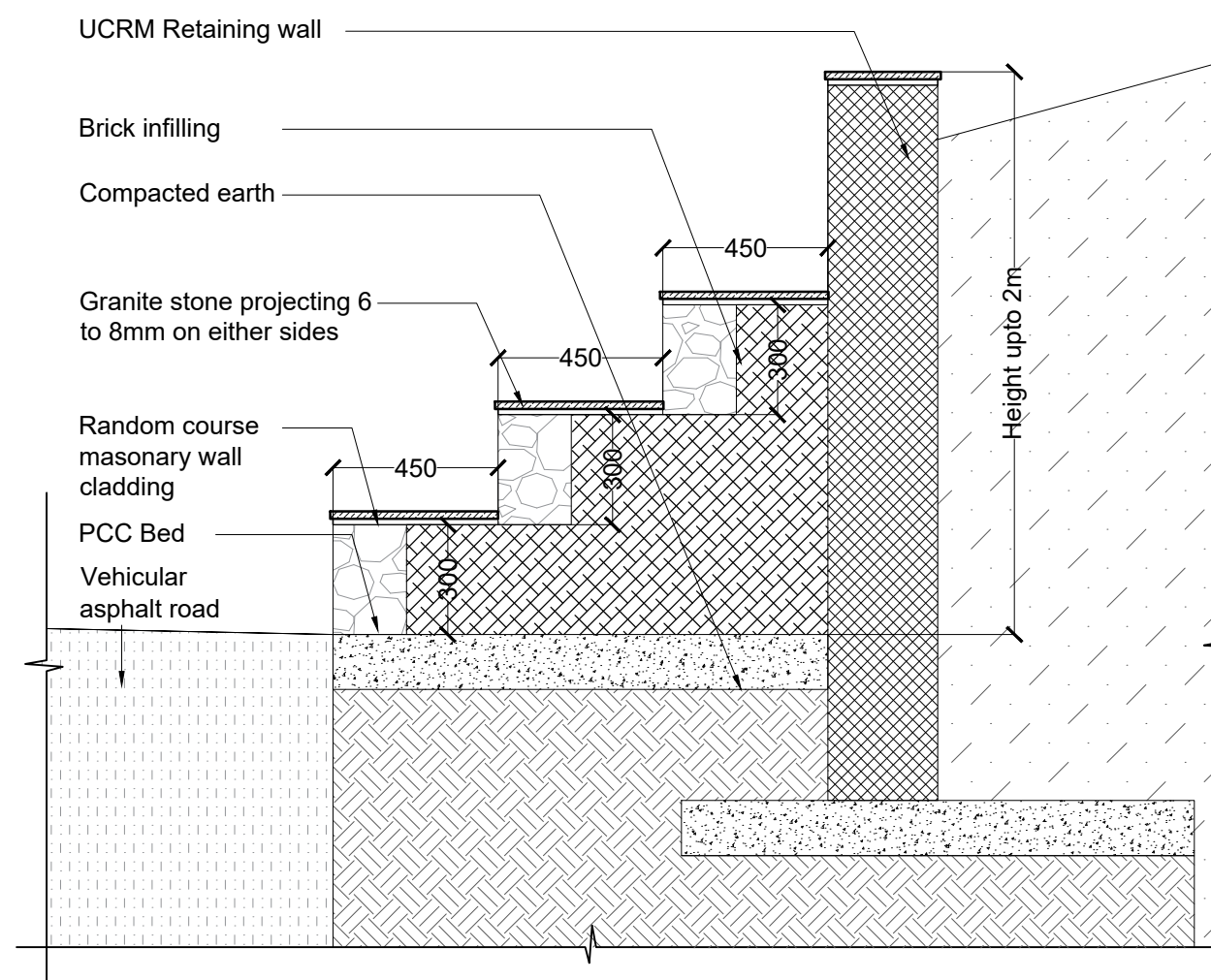
PMC	-	DRG. NO
MUNICIPAL CONSULTANT	-	TD-M-105-01
STRUCTURAL CONSULTANT	MANJUNATH & CO	
MEP CONSULTANT	McD BERL	
LANDSCAPE CONSULTANT	-	
SUSTAINABILITY CONSULTANT	McD BERL	

DCCOP
ARCHITECTURE DESIGN RESEARCH
UNIT NO. 109, 1ST FLOOR, SWASTIK CHAMBERS, S.G.BARVE MARG,
CHEMBUR, MUMBAI - 400071
PH:+91 22 3515 4031 E-MAIL: mail@dcoop.in

TENDER DRAWING
NOT FOR CONSTRUCTION

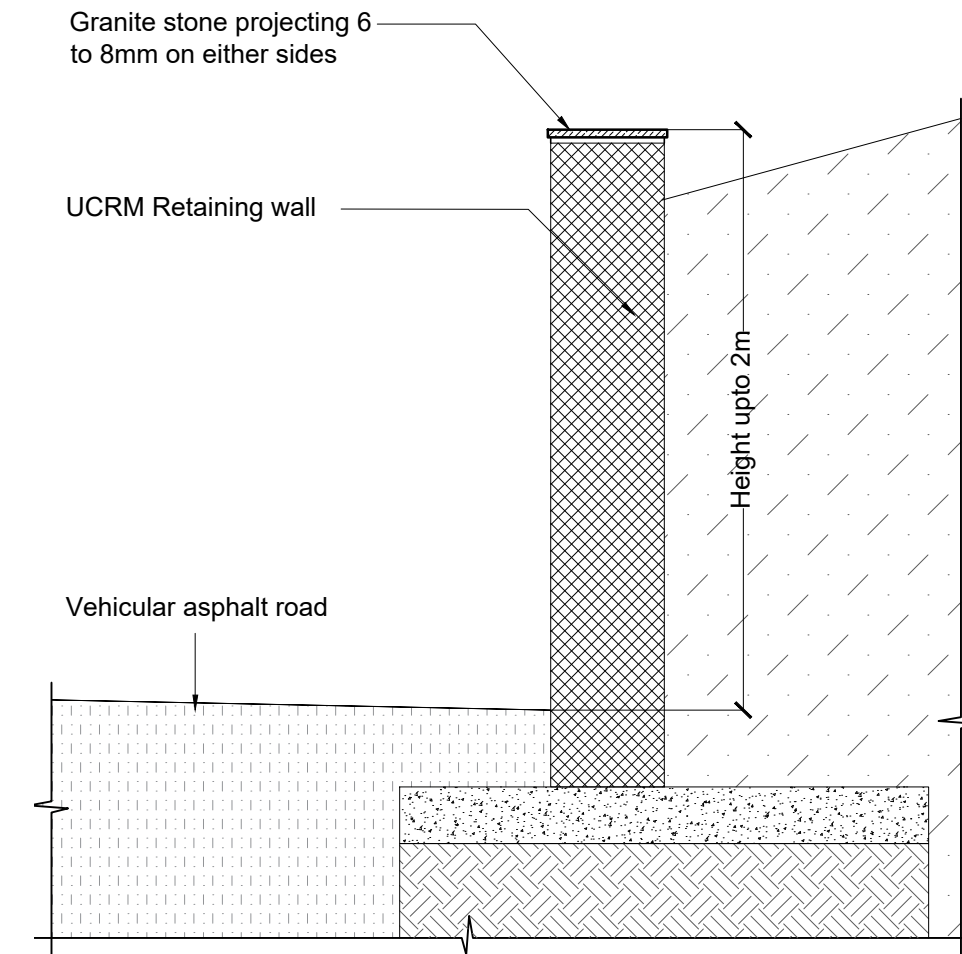


DETAIL 4 (Scale- 1:50)



SECTION DD' WITH TYPICAL RETAINING WALL AND BENCH DETAIL

Scale 1:20



SECTION EE' WITH TYPICAL
RETAINING WALL DETAIL

Scale 1:20

GENERAL NOTES

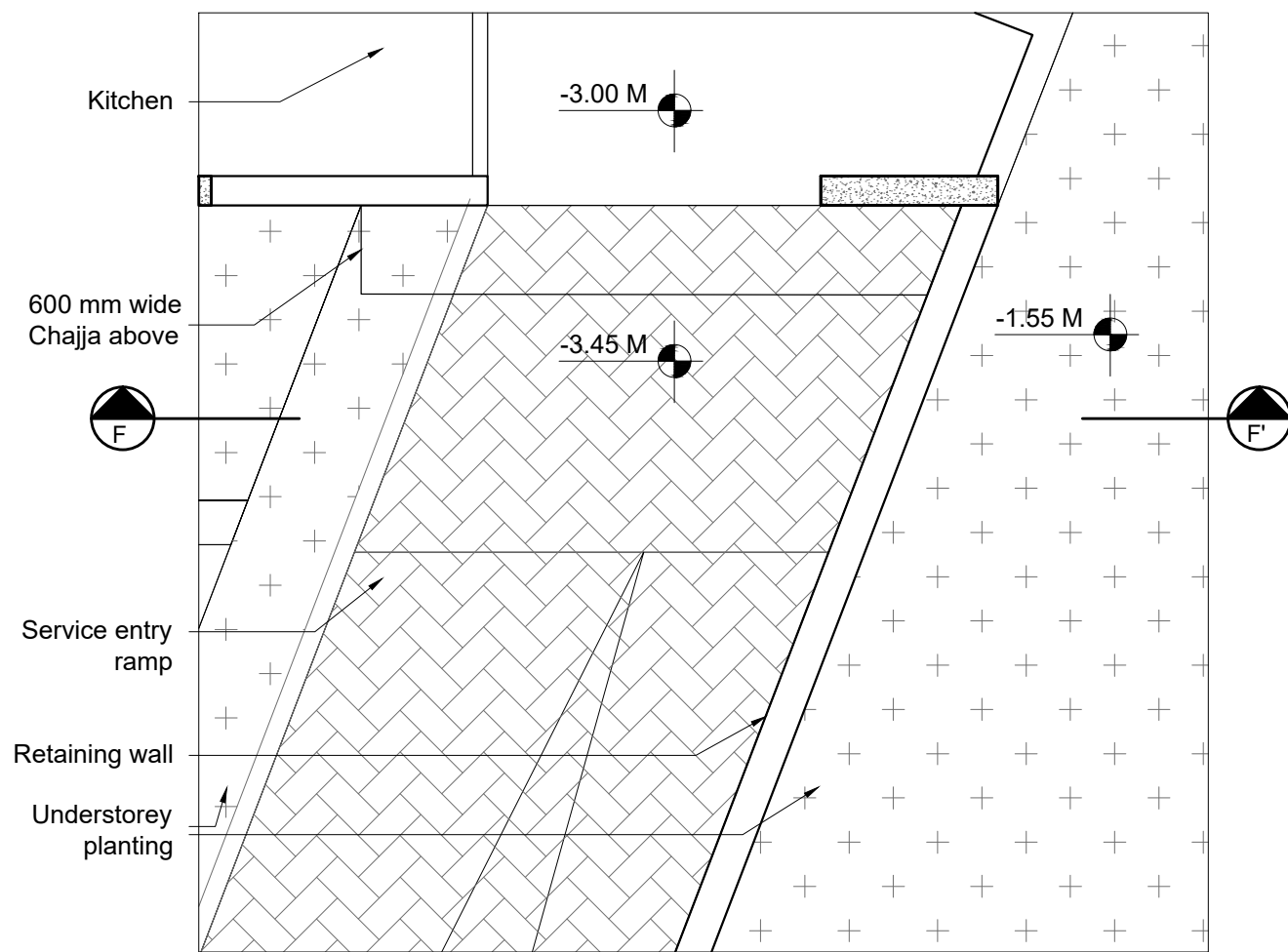
- THIS DRAWING IS THE SOLE PROPERTY OF DESIGN COOPERATIVE AND IS NOT TO BE COPIED OR USED WITHOUT PRIOR PERMISSION.
- ALL DIMENSIONS IN THE DRAWING ARE TO BE READ AND NOT TO BE MEASURED.
- ANY DISCREPANCY BETWEEN DRAWINGS SHOULD BE BROUGHT TO THE ARCHITECTS NOTICE.
- ALL DIMENSIONS AND LEVELS ARE FROM UNFINISHED SURFACES.
- ALL ELECTRICAL WIRING TO BE CONCEALED IN WALL AND SLABS.
- ALL PLUMBING PIPES SHOULD BE TAKEN WITHIN DUCTS OF THE BUILDINGS.
- EXTERIOR AND INTERIOR WALLS TO BE TAKEN AS 230MM THICK FOR OAB AND 200MM THK FOR NFB AAC BLOCK UNLESS SPECIFIED.

NOTES

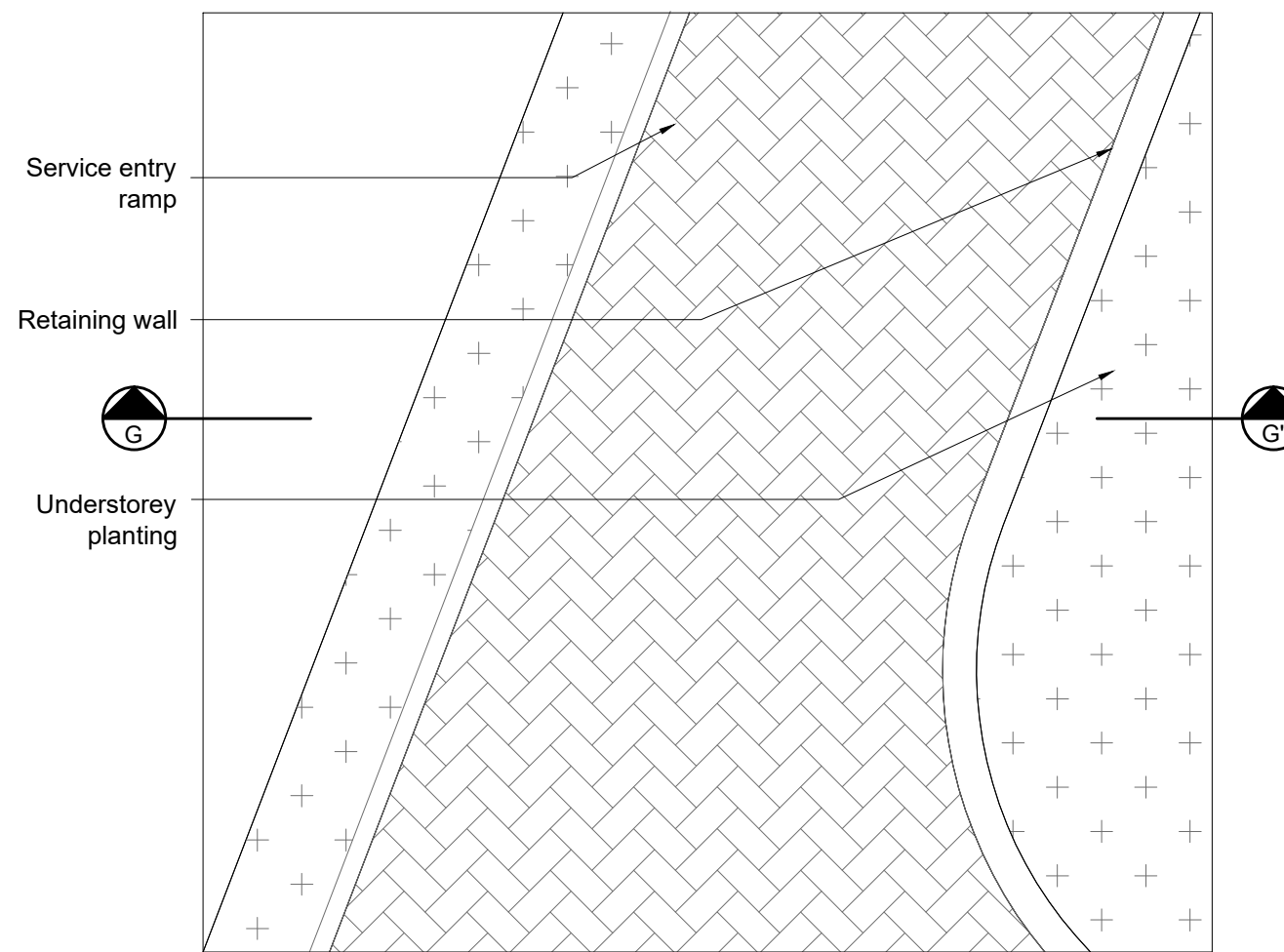
- FOR SITE PLAN, REFER DWG NO. TD-M-101
- FOR ROAD FORMATION PLAN, REFER DWG NO. TD-M-102
- FOR GRADING PLAN AND HARDSCAPE LAYOUT, REFER DWG NO. TD-L-101 AND TD-L-102
- FOR PLANS, REFER DWG NO. TD-A-201 TO TD-A-211.
- FOR SECTIONS AND ELEVATIONS, REFER DWG NO. TD-A-301 TO TD-A-305.
- FOR FLOORING LAYOUT AND DETAILS, REFER DWG NO. TD-A-701 TO TD-A-711.
- FOR MISCELLANEOUS DETAILS, REFER DWG NO. TD-A-902 TO TD-A-908.

LEGEND

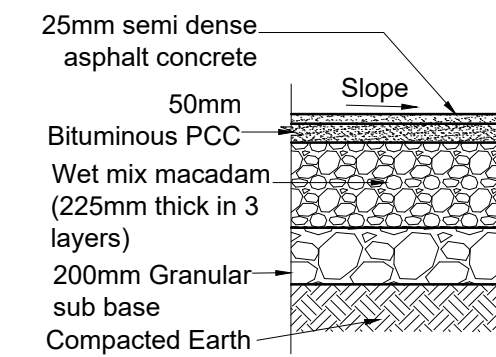
- AAC BLOCKWALL
- EXISTING RCC
- PROPOSED RCC



DETAIL 5 (Scale- 1:50)

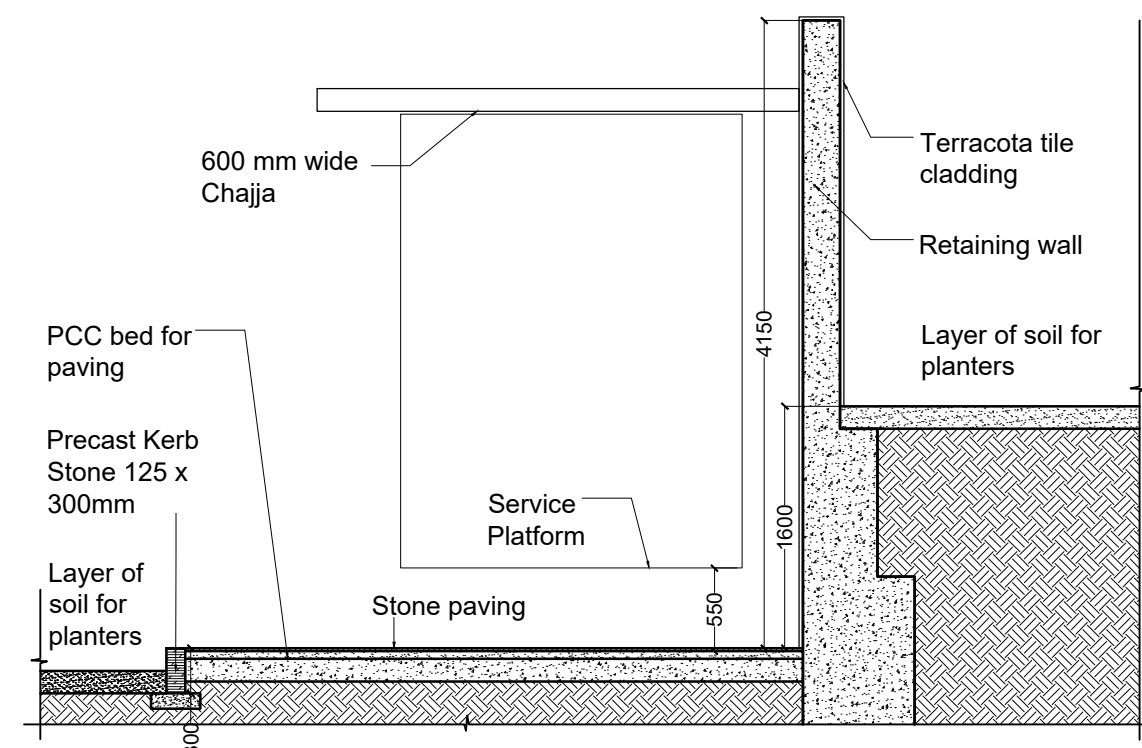


DETAIL 6 (Scale- 1:50)



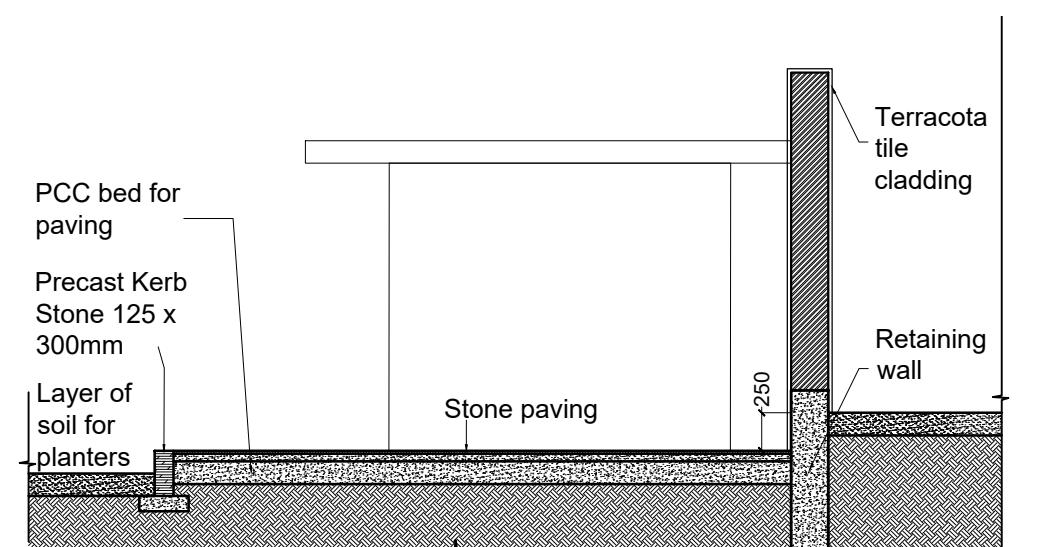
TYPICAL SECTION FOR PROPOSED TAR ROAD

(Scale 1:20)



SECTION FF' WITH RETAINING WALL DETAIL

(Scale 1:50)



SECTION GG' WITH RETAINING WALL DETAIL

(Scale 1:50)

SPECIFIC NOTES:

For location of details, refer hardscape layout drawing TD-M-104

REVISIONS


NO	DATE	DESCRIPTION

PROJECT : OAB REDEVELOPMENT,
NLSIU, BENGALURU

CLIENT : NLSIU

TITLE : SITE DETAILS

DATE	24/12/2024	CHECKED	IP
DRAWN	IP/AD	APPROVED	QD
PROJ. NO	AD/0123	SCALE	VARIES@A2

PMC	: -	DRG .NO	
MUNICIPAL CONSULTANT	: -	TD-M-105-02	
STRUCTURAL CONSULTANT	: MANJUNATH & CO		
MEP CONSULTANT	: McMD BERL		
LANDSCAPE CONSULTANT	: -		
SUSTAINABILITY CONSULTANT	: McMD BERL		

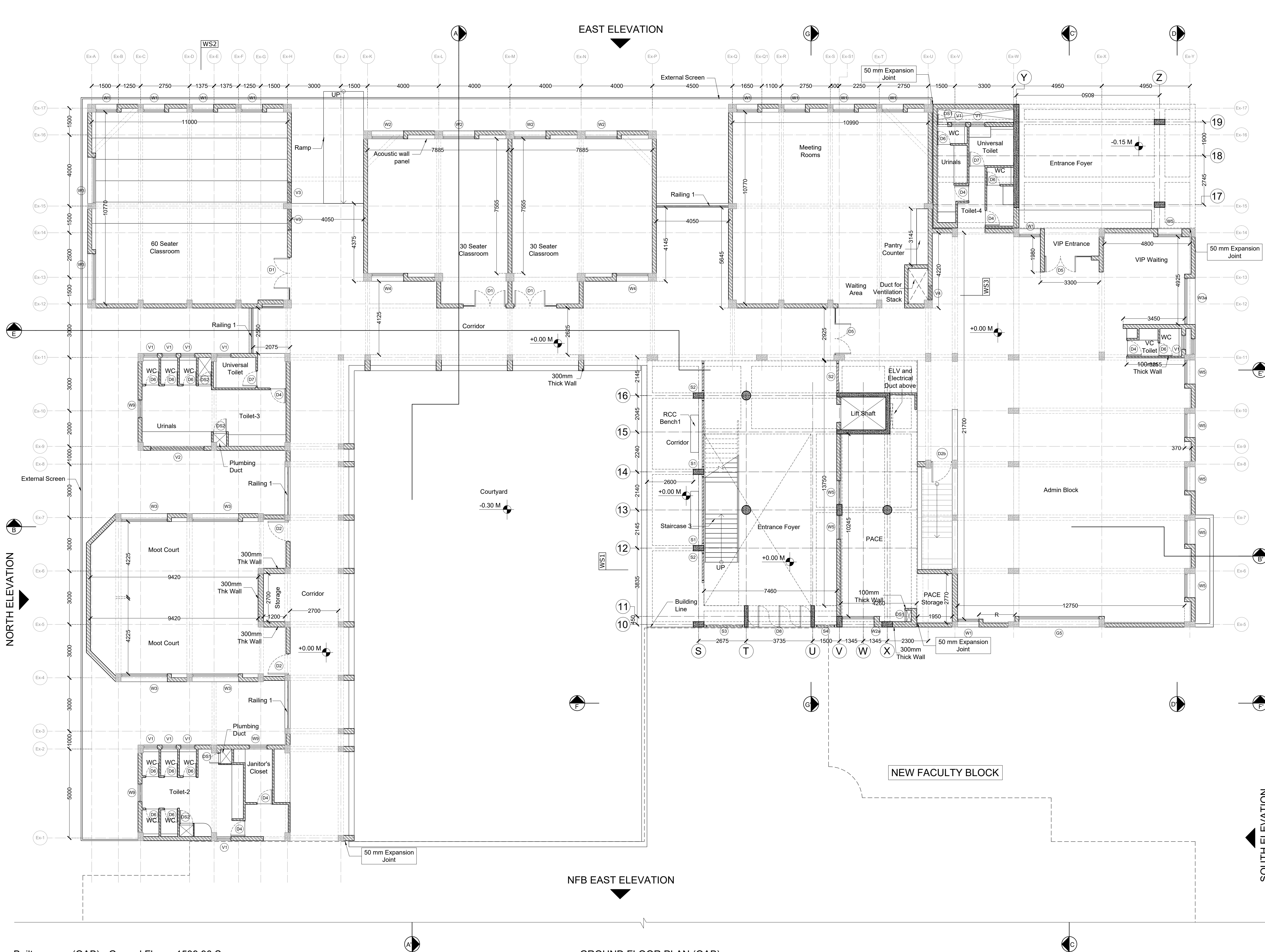
DCOOP
ARCHITECTURE DESIGN RESEARCH
UNIT NO. 109, 1ST FLOOR, SWASTIK CHAMBERS, S.G.BARVE MARG,
CHEMBUR, MUMBAI - 400071
PH:+91 22 3515 4031 E-MAIL: mail@doop.in

TENDER DRAWING
NOT FOR CONSTRUCTION

FLOOR PLAN, SECTION, ELEVATION & DETAILS

OAB REDEVELOPMENT, NLSIU, BENGALURU

Dec 2024



GENERAL NOTES

- THIS DRAWING IS THE SOLE PROPERTY OF DESIGN COOPERATIVE AND IS NOT TO BE COPIED OR USED WITHOUT PRIOR PERMISSION.
- ALL DIMENSIONS IN THE DRAWING ARE TO BE READ AND NOT TO BE MEASURED.
- ANY DISCREPANCY BETWEEN DRAWINGS SHOULD BE BROUGHT TO THE ARCHITECTS NOTICE.
- ALL DIMENSIONS AND LEVELS ARE FROM UNFINISHED SURFACES.
- EXTERIOR AND INTERIOR WALLS TO BE TAKEN AS 230MM THICK AAC BLOCK UNLESS SPECIFIED.
- FOR ALL STRUCTURAL DECISIONS REFER TO STRUCTURAL CONSULTANTS DWGS.
- FOR ALL MEP DECISIONS REFER TO MEP CONSULTANTS DWGS.
- EXTERIOR AND INTERIOR WALLS TO BE TAKEN AS 230MM THICK FOR OAB AND 200MM THK FOR NFB AAC BLOCK UNLESS SPECIFIED.

NOTES

- FOR SECTIONS AND ELEVATIONS, REFER DWG NO. TD-A-301 TO TD-A-305.
- FOR WALL SECTIONS PART DETAILS REFER DWG NO. TD-A-306.
- FOR DOOR, WINDOW, VENTILATOR AND DUCT SHUTTER SCHEDULE AND DETAILS, REFER DWG NO. TD-A-401 TO A-408.
- FOR STAIRCASE DETAILS, REFER DWG NO. TD-A-501 TO TD-A-504.
- FOR FALSE CEILING DETAILS, REFER DWG NO. TD-A-601 TO TD-A-603.
- FOR FLOORING LAYOUT AND DETAILS, REFER DWG NO. TD-A-701 TO TD-A-711.
- FOR TOILET DETAILS, REFER DWG NO. TD-A-801 TO TD-A-805-02.
- FOR MISCELLANEOUS DETAILS, REFER DWG NO. TD-A-902 TO TD-A-908.

LEGEND

(D) DOORS	DUCT CUT OUT
(W) WINDOWS	LEVELS
(V) VENTILATORS	SLOPE
(DS) DUCT SHUTTERS	EXISTING RCC
FF FIRE FIGHTING DUCT	PROPOSED RCC
AAC BLOCK WALL	

KEY PLAN

REVISIONS

NO	DATE	DESCRIPTION

PROJECT : OAB REDEVELOPMENT, NLSIU, BENGALURU

CLIENT : NLSIU

TITLE : GROUND FLOOR PLAN (OAB)

DATE	24/12/2024	CHECKED	IP
DRAWN	SM	APPROVED	QD
PROJ. NO	AD/0123	SCALE	1:100@A1

PMC	:-	DRG.NO.
MUNICIPAL CONSULTANT	:-	TD-A-201 (R-00)
STRUCTURAL CONSULTANT	: MANJUNATH & CO	(OAB)
MEP CONSULTANT	: McDBERL	
LANDSCAPE CONSULTANT	:-	
SUSTAINABILITY CONSULTANT	: McDBERL	
KITCHEN CONSULTANT	:-	

DCCOP
ARCHITECTURE.DESIGN.RESEARCH

UNIT NO. 109, SWASTIK CHAMBERS, S.G. BARVE MARG, CHEMBUR, MUMBAI - 400071
TEL:022 24706945 E-MAIL:mail@dcoop.in WEB:www.dcoop.in

Built up area (OAB) - Ground Floor - 1539.90 Sqm

SPECIFIC NOTES:

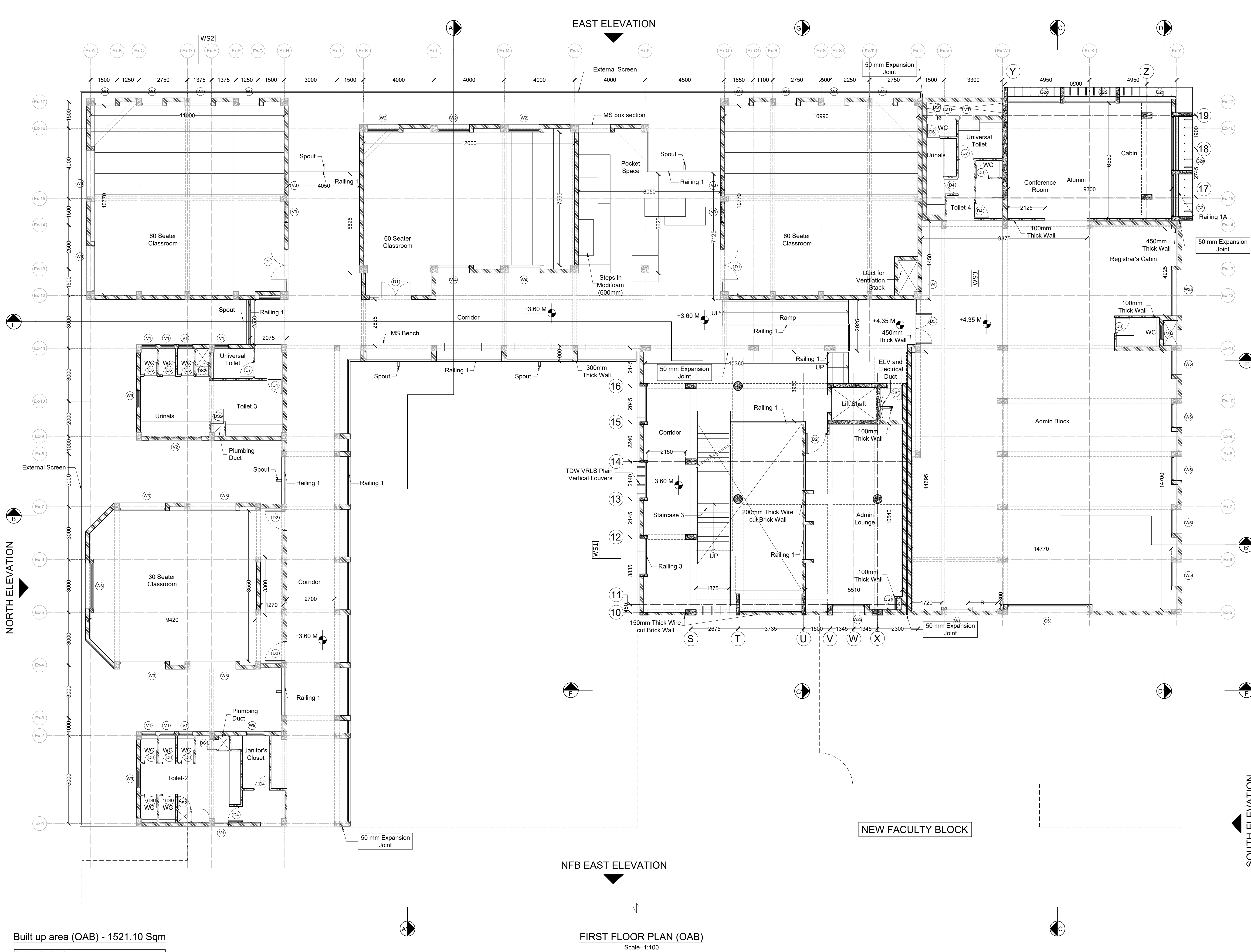
All existing centerlines are denoted as

All new centerlines are denoted as

GROUND FLOOR PLAN (OAB)

Scale- 1:100

TENDER DRAWING
NOT FOR CONSTRUCTION



GENERAL NOTES

- THIS DRAWING IS THE SOLE PROPERTY OF DESIGN COOPERATIVE AND IS NOT TO BE COPIED OR USED WITHOUT PRIOR PERMISSION.
- ALL DIMENSIONS IN THE DRAWING ARE TO BE READ AND NOT TO BE MEASURED.
- ANY DISCREPANCY BETWEEN DRAWINGS SHOULD BE BROUGHT TO THE ARCHITECTS NOTICE.
- ALL DIMENSIONS AND LEVELS ARE FROM UNFINISHED SURFACES.
- EXTERIOR AND INTERIOR WALLS TO BE TAKEN AS 230MM THICK AAC BLOCK UNLESS SPECIFIED.
- FOR ALL STRUCTURAL DECISIONS REFER TO STRUCTURAL CONSULTANTS DWGS.
- FOR ALL MEP DECISIONS REFER TO MEP CONSULTANTS DWGS.
- EXTERIOR AND INTERIOR WALLS TO BE TAKEN AS 230MM THICK FOR OAB AND 200MM THK FOR NFB AAC BLOCK UNLESS SPECIFIED.

NOTES

- FOR SECTIONS AND ELEVATIONS, REFER DWG NO. TD-A-301 TO TD-A-305.
- FOR WALL SECTIONS PART DETAILS REFER DWG NO. TD-A-306.
- FOR DOOR, WINDOW, VENTILATOR AND DUCT SHUTTER SCHEDULE AND DETAILS, REFER DWG NO. TD-A-401 TO A-408.
- FOR STAIRCASE DETAILS, REFER DWG NO. TD-A-501 TO TD-A-504.
- FOR FALSE CEILING DETAILS, REFER DWG NO. TD-A-601 TO TD-A-603.
- FOR FLOORING LAYOUT AND DETAILS, REFER DWG NO. TD-A-701 TO TD-A-711.
- FOR TOILET DETAILS, REFER DWG NO. TD-A-801 TO TD-A-805-02.
- FOR MISCELLANEOUS DETAILS, REFER DWG NO. TD-A-902 TO TD-A-908.

LEGEND

(D) DOORS	DUCT CUT OUT
(W) WINDOWS	LEVELS
(V) VENTILATORS	SLOPE
(DS) DUCT SHUTTERS	EXISTING RCC
FF FIRE FIGHTING DUCT	PROPOSED RCC
AAC BLOCK WALL	

KEY PLAN

REVISIONS

NO	DATE	DESCRIPTION

PROJECT : OAB REDEVELOPMENT, NLSIU, BENGALURU

CLIENT : NLSIU

TITLE : FIRST FLOOR PLAN (OAB)

DATE	24/12/2024	CHECKED	IP
DRAWN	SM	APPROVED	QD
PROJ. NO	AD/0123	SCALE	1:100@A1

PMC	:-	DRG.NO.
MUNICIPAL CONSULTANT	:-	TD-A-202 (R-00)
STRUCTURAL CONSULTANT	: MANJUNATH & CO	(OAB)
MEP CONSULTANT	: McDBERL	
LANDSCAPE CONSULTANT	:-	
SUSTAINABILITY CONSULTANT	: McDBERL	
KITCHEN CONSULTANT	:-	

DCCOP
ARCHITECTURE.DESIGN.RESEARCH

UNIT NO. 109, SWASTIK CHAMBERS, S. G. BARVE MARG, CHEMBUR, MUMBAI - 400071
TEL:022 24706945 E-MAIL:mail@dcoop.in WEB:www.dcoop.in

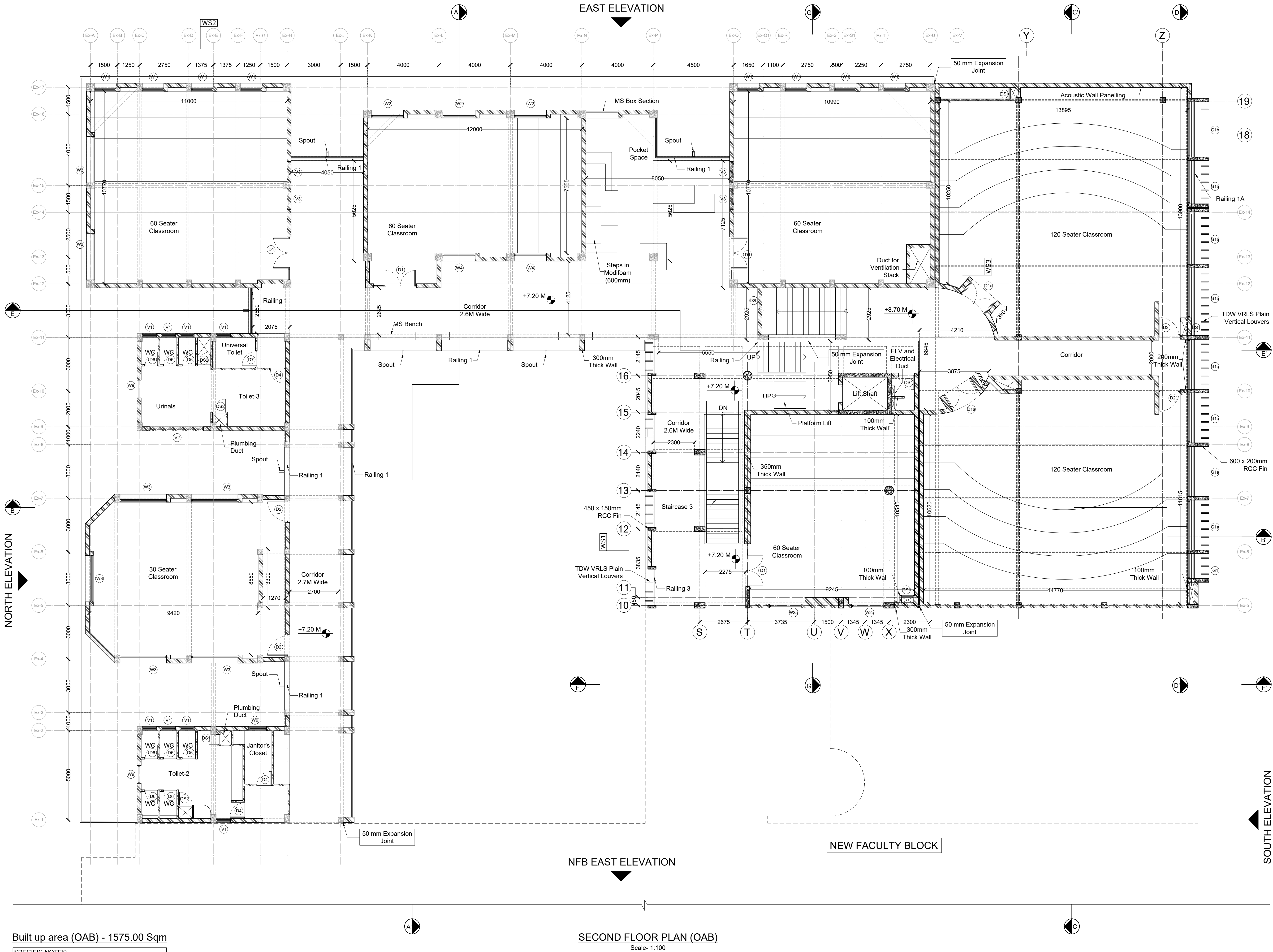
Built up area (OAB) - 1521.10 Sqm

SPECIFIC NOTES:

All existing centerlines are denoted as Ex-

All new centerlines are denoted as -

TENDER DRAWING
NOT FOR CONSTRUCTION






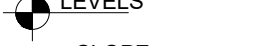






GENERAL NOTES

- THIS DRAWING IS THE SOLE PROPERTY OF DESIGN COOPERATIVE AND IS NOT TO BE COPIED OR USED WITHOUT PRIOR PERMISSION.
- ALL DIMENSIONS IN THE DRAWING ARE TO BE READ AND NOT TO BE MEASURED.
- ANY DISCREPANCY BETWEEN DRAWINGS SHOULD BE BROUGHT TO THE ARCHITECTS NOTICE.
- ALL DIMENSIONS AND LEVELS ARE FROM UNFINISHED SURFACES.
- EXTERIOR AND INTERIOR WALLS TO BE TAKEN AS 230MM THICK AAC BLOCK UNLESS SPECIFIED.
- FOR ALL STRUCTURAL DECISIONS REFER TO STRUCTURAL CONSULTANTS DWGS.
- FOR ALL MEP DECISIONS REFER TO MEP CONSULTANTS DWGS.
- EXTERIOR AND INTERIOR WALLS TO BE TAKEN AS 230MM THICK FOR OAB AND 200MM THK FOR NFB AAC BLOCK UNLESS SPECIFIED.

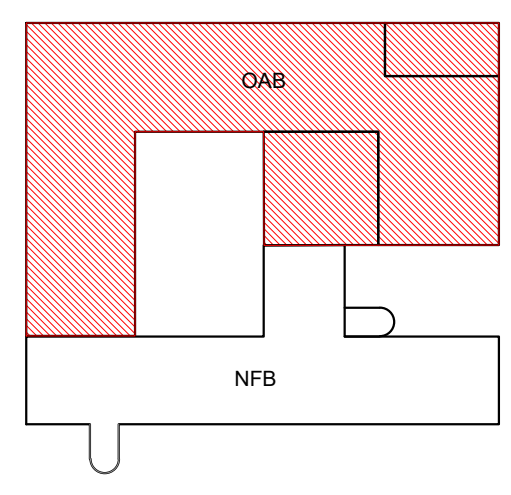
NOTES

- FOR SECTIONS AND ELEVATIONS, REFER DWG NO. TD-A-301 TO TD-A-305.
- FOR WALL SECTIONS PART DETAILS REFER DWG NO. TD-A-306.
- FOR DOOR, WINDOW, VENTILATOR AND DUCT SHUTTER SCHEDULE AND DETAILS, REFER DWG NO. TD-A-401 TO A-408.
- FOR STAIRCASE DETAILS, REFER DWG NO. TD-A-501 TO TD-A-504.
- FOR FALSE CEILING DETAILS, REFER DWG NO. TD-A-601 TO TD-A-603.
- FOR FLOORING LAYOUT AND DETAILS, REFER DWG NO. TD-A-701 TO TD-A-711.
- FOR TOILET DETAILS, REFER DWG NO. TD-A-801 TO TD-A-805-02.
- FOR MISCELLANEOUS DETAILS, REFER DWG NO. TD-A-902 TO TD-A-908.

LEGEND

 DOORS	 DUCT CUT OUT
 WINDOWS	 LEVELS
 VENTILATORS	 SLOPE
 DUCT SHUTTERS	 EXISTING RCC
 FIRE FIGHTING DUCT	 PROPOSED RCC

KEY PLAN



REVISIONS

NO	DATE	DESCRIPTION

PROJECT : OAB REDEVELOPMENT, NLSIU, BENGALURU

CLIENT : NLSIU

TITLE : SECOND FLOOR PLAN (OAB)

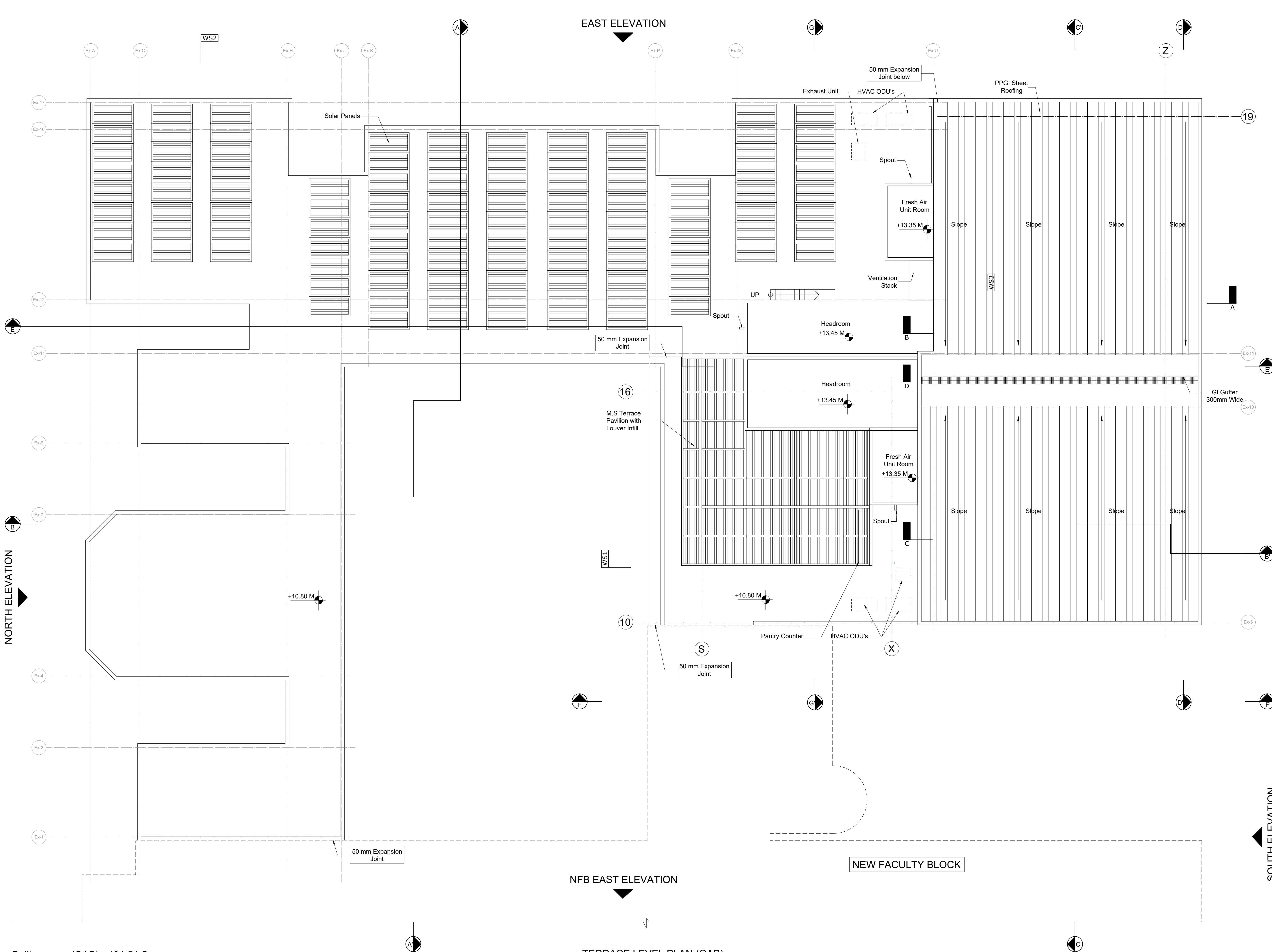
DATE	24/12/2024	CHECKED	IP
DRAWN	SM	APPROVED	QD
PROJ. NO	AD/0123	SCALE	1:100@A1

PMC	:-	DRG.NO.
MUNICIPAL CONSULTANT	:-	TD-A-203 (R-00)
STRUCTURAL CONSULTANT	: MANJUNATH & CO	(OAB)
MEP CONSULTANT	: McDBERL	
LANDSCAPE CONSULTANT	:-	
SUSTAINABILITY CONSULTANT	: McDBERL	
KITCHEN CONSULTANT	:-	

DCCOP
ARCHITECTURE.DESIGN.RESEARCH

UNIT NO. 109, SWASTIK CHAMBERS, S.G. BARVE MARG, CHEMBUR, MUMBAI - 400071
TEL:022 24706945 E-MAIL:mail@dcoop.in WEB:www.dcoop.in

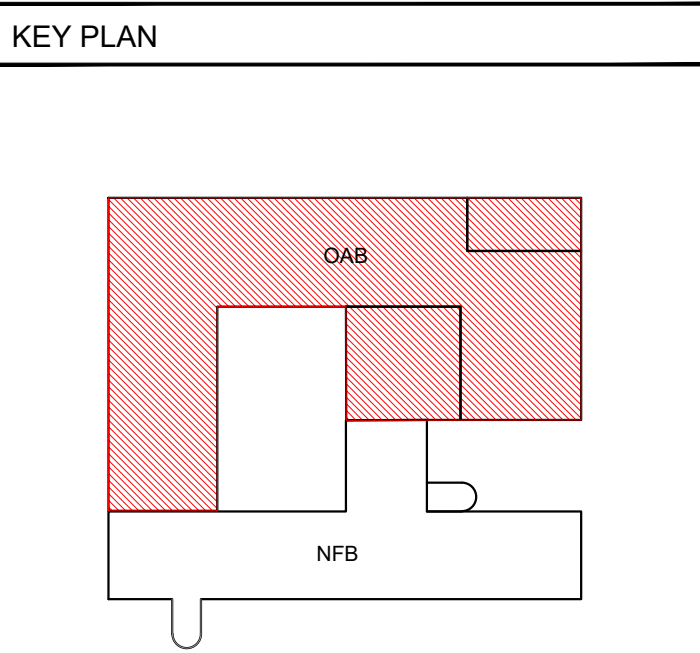
TENDER DRAWING
NOT FOR CONSTRUCTION



- GENERAL NOTES**
- THIS DRAWING IS THE SOLE PROPERTY OF DESIGN COOPERATIVE AND IS NOT TO BE COPIED OR USED WITHOUT PRIOR PERMISSION.
 - ALL DIMENSIONS IN THE DRAWING ARE TO BE READ AND NOT TO BE MEASURED.
 - ANY DISCREPANCY BETWEEN DRAWINGS SHOULD BE BROUGHT TO THE ARCHITECTS NOTICE.
 - ALL DIMENSIONS AND LEVELS ARE FROM UNFINISHED SURFACES.
 - EXTERIOR AND INTERIOR WALLS TO BE TAKEN AS 230MM THICK AAC BLOCK UNLESS SPECIFIED.
 - FOR ALL STRUCTURAL DECISIONS REFER TO STRUCTURAL CONSULTANTS DWGS.
 - FOR ALL MEP DECISIONS REFER TO MEP CONSULTANTS DWGS.
 - EXTERIOR AND INTERIOR WALLS TO BE TAKEN AS 230MM THICK FOR OAB AND 200MM THK FOR NFB AAC BLOCK UNLESS SPECIFIED.

- NOTES**
- FOR SECTIONS AND ELEVATIONS, REFER DWG NO. TD-A-301 TO TD-A-305.
 - FOR WALL SECTIONS PART DETAILS REFER DWG NO. TD-A-306.
 - FOR DOOR, WINDOW, VENTILATOR AND DUCT SHUTTER SCHEDULE AND DETAILS, REFER DWG NO. TD-A-401 TO A-408.
 - FOR STAIRCASE DETAILS, REFER DWG NO. TD-A-501 TO TD-A-504.
 - FOR FALSE CEILING DETAILS, REFER DWG NO. TD-A-601 TO TD-A-603.
 - FOR FLOORING LAYOUT AND DETAILS, REFER DWG NO. TD-A-701 TO TD-A-711.
 - FOR TOILET DETAILS, REFER DWG NO. TD-A-801 TO TD-A-805-02.
 - FOR MISCELLANEOUS DETAILS, REFER DWG NO. TD-A-902 TO TD-A-908.

- LEGEND**
- | | |
|-----------------------|--------------|
| (D) DOORS | DUCT CUT OUT |
| (W) WINDOWS | LEVELS |
| (V) VENTILATORS | SLOPE |
| (DS) DUCT SHUTTERS | EXISTING RCC |
| FF FIRE FIGHTING DUCT | PROPOSED RCC |
| /// AAC BLOCKWALL | |



REVISIONS

NO	DATE	DESCRIPTION

PROJECT : OAB REDEVELOPMENT, NLSIU, BENGALURU

CLIENT : NLSIU

TITLE : TERRACE LEVEL PLAN (OAB)

DATE	24/12/2024	CHECKED	IP
DRAWN	SM	APPROVED	QD
PROJ. NO	AD/0123	SCALE	1:100@A1

PMC	:-	DRG.NO.
MUNICIPAL CONSULTANT	:-	TD-A-204 (R-00)
STRUCTURAL CONSULTANT	: MANJUNATH & CO	(OAB)
MEP CONSULTANT	: McDBERL	
LANDSCAPE CONSULTANT	:-	
SUSTAINABILITY CONSULTANT	: McDBERL	
KITCHEN CONSULTANT	:-	

DCCOP
ARCHITECTURE.DESIGN.RESEARCH
UNIT NO. 109, SWASTIK CHAMBERS, S. G. BARVE MARG, CHEMBUR, MUMBAI - 400071
TEL:022 24706945 E-MAIL:mail@dcoop.in WEB:www.dcoop.in

Built up area (OAB) - 101.54 Sqm

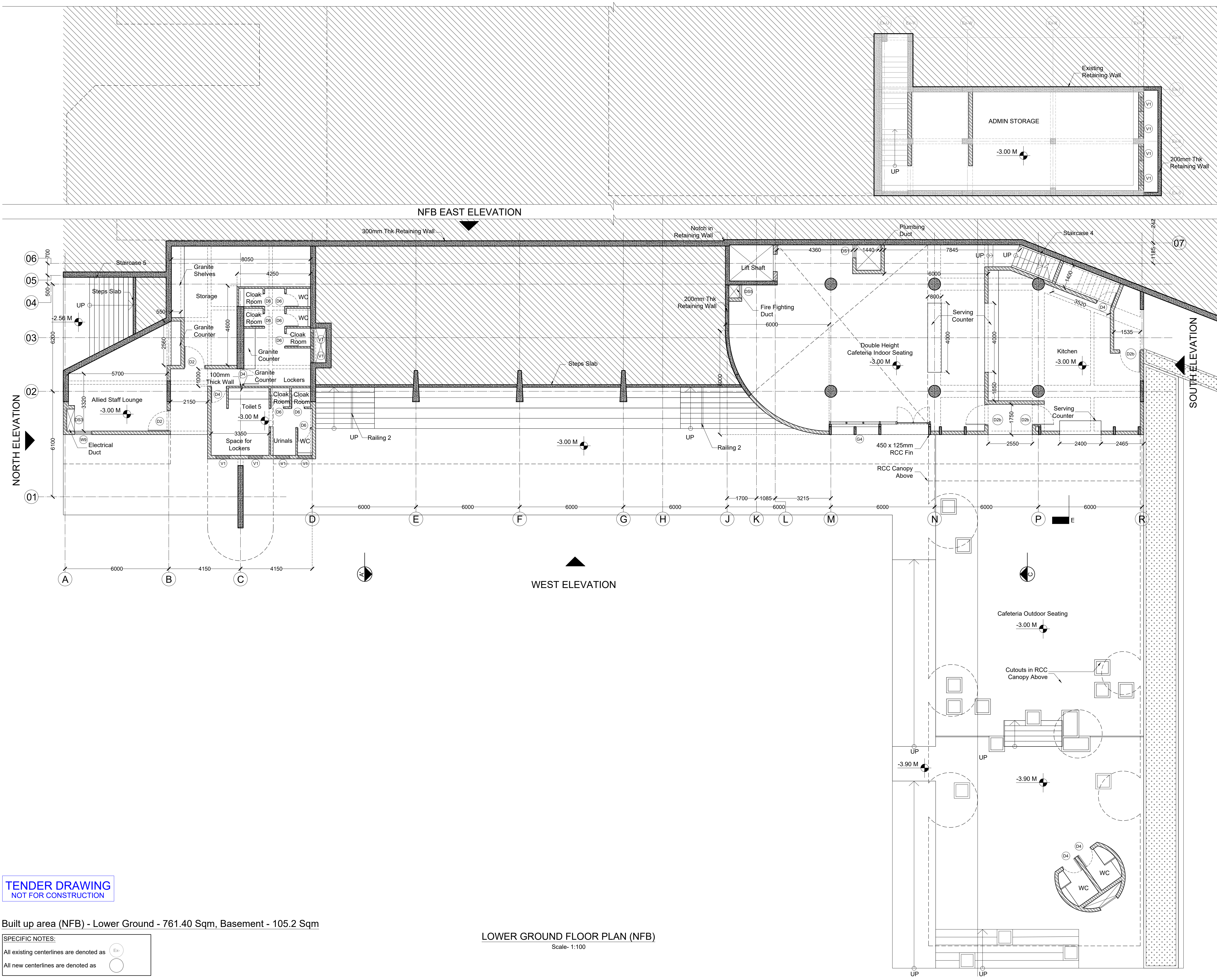
SPECIFIC NOTES:

All existing centerlines are denoted as Ex-

All new centerlines are denoted as

TERRACE LEVEL PLAN (OAB)
Scale- 1:100

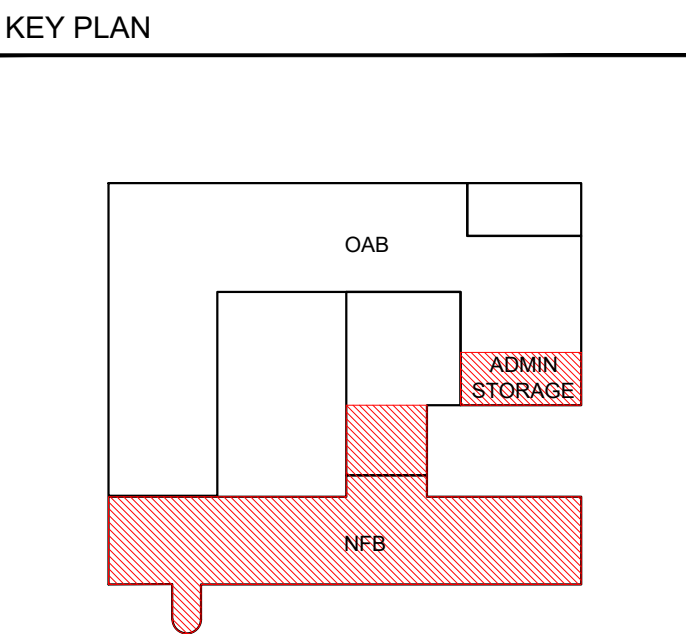
TENDER DRAWING
NOT FOR CONSTRUCTION



- GENERAL NOTES**
- THIS DRAWING IS THE SOLE PROPERTY OF DESIGN COOPERATIVE AND IS NOT TO BE COPIED OR USED WITHOUT PRIOR PERMISSION.
 - ALL DIMENSIONS IN THE DRAWING ARE TO BE READ AND NOT TO BE MEASURED.
 - ANY DISCREPANCY BETWEEN DRAWINGS SHOULD BE BROUGHT TO THE ARCHITECTS NOTICE.
 - ALL DIMENSIONS AND LEVELS ARE FROM UNFINISHED SURFACES.
 - EXTERIOR AND INTERIOR WALLS TO BE TAKEN AS 225MM THICK AAC BLOCK UNLESS SPECIFIED.
 - ALL ELECTRICAL WIRING TO BE CONCEALED IN WALL AND SLABS.
 - ALL PLUMBING PIPES SHOULD BE TAKEN WITHIN DUCTS OF THE BUILDINGS.
 - EXTERIOR AND INTERIOR WALLS TO BE TAKEN AS 230MM THICK FOR OAB AND 200MM THK FOR NFB AAC BLOCK UNLESS SPECIFIED.

- NOTES**
- FOR SECTIONS AND ELEVATIONS, REFER DWG NO. TD-A-301 TO TD-A-305.
 - FOR WALL SECTIONS PART DETAILS REFER DWG NO. TD-A-306.
 - FOR DOOR, WINDOW, VENTILATOR AND DUCT SHUTTER SCHEDULE AND DETAILS, REFER DWG NO. TD-A-401 TO A-408.
 - FOR STAIRCASE DETAILS, REFER DWG NO. TD-A-501 TO TD-A-504.
 - FOR FALSE CEILING DETAILS, REFER DWG NO. TD-A-601 TO TD-A-603.
 - FOR FLOORING LAYOUT AND DETAILS, REFER DWG NO. TD-A-701 TO TD-A-711.
 - FOR TOILET DETAILS, REFER DWG NO. TD-A-801 TO TD-A-805-02.
 - FOR MISCELLANEOUS DETAILS, REFER DWG NO. TD-A-902 TO TD-A-908.

- LEGEND**
- DOORS
 - WINDOWS
 - VENTILATORS
 - DUCT SHUTTERS
 - FIRE FIGHTING DUCT
 - DUCT CUT OUT
 - LEVELS
 - SLOPE
 - EXISTING RCC
 - PROPOSED RCC
 - AAC BLOCK WALL



REVISIONS		
NO	DATE	DESCRIPTION

PROJECT : OAB REDEVELOPMENT, NLSIU, BENGALURU			
CLIENT : NLSIU			
TITLE : LOWER GROUND FLOOR PLAN (NEW FACULTY BLOCK)			
DATE	24/12/2024	CHECKED	IP
DRAWN	AD	APPROVED	QD
PROJ. NO	AD/0123	SCALE	1:100@A1

PMC	:-	DRG.NO.
MUNICIPAL CONSULTANT	:-	TD-A-205 (R-00)
STRUCTURAL CONSULTANT	: MANJUNATH & CO	(NFB)
MEP CONSULTANT	: McDBERL	
LANDSCAPE CONSULTANT	:-	
SUSTAINABILITY CONSULTANT	: McDBERL	
KITCHEN CONSULTANT	:-	

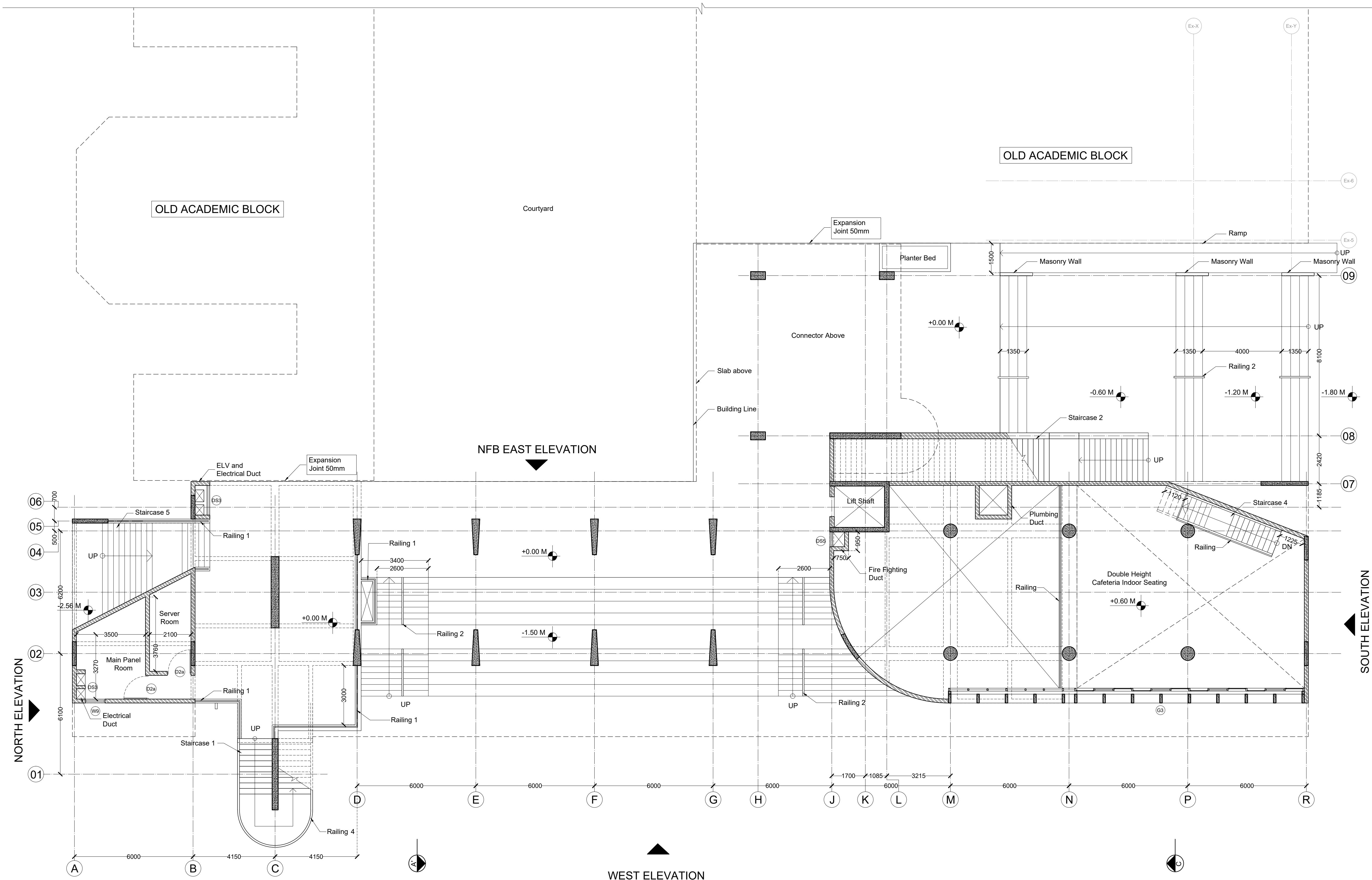
DCOOP
ARCHITECTURE DESIGN RESEARCH
UNIT NO. 109, SWASTIK CHAMBERS, S.G. BARVE MARG, CHEMBUR, MUMBAI - 400071
TEL:022 24706945 E-MAIL:mail@dcloop.in WEB:www.dcoop.in

TENDER DRAWING
NOT FOR CONSTRUCTION

Built up area (NFB) - Lower Ground - 761.40 Sqm, Basement - 105.2 Sqm

- SPECIFIC NOTES:**
- All existing centerlines are denoted as Ex-
 - All new centerlines are denoted as

LOWER GROUND FLOOR PLAN (NFB)
Scale- 1:100



Built up area (NFB) - 944.31 Sqm

SPECIFIC NOTES:	
All existing centerlines are denoted as	Ex-
All new centerlines are denoted as	

GROUND FLOOR PLAN (NFB)
Scale- 1:100

GENERAL NOTES

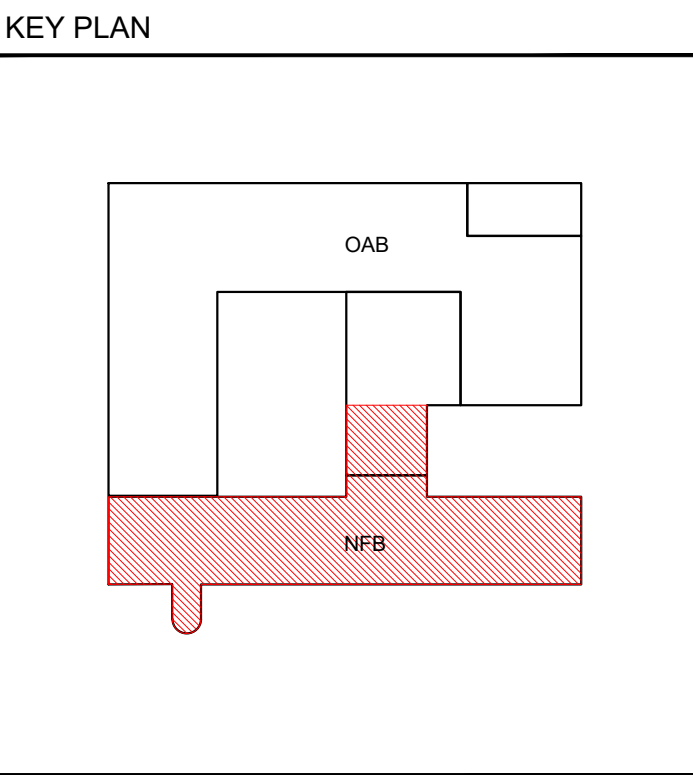
- THIS DRAWING IS THE SOLE PROPERTY OF DESIGN COOPERATIVE AND IS NOT TO BE COPIED OR USED WITHOUT PRIOR PERMISSION.
- ALL DIMENSIONS IN THE DRAWING ARE TO BE READ AND NOT TO BE MEASURED.
- ANY DISCREPANCY BETWEEN DRAWINGS SHOULD BE BROUGHT TO THE ARCHITECTS NOTICE.
- ALL DIMENSIONS AND LEVELS ARE FROM UNFINISHED SURFACES.
- EXTERIOR AND INTERIOR WALLS TO BE TAKEN AS 225MM THICK AAC BLOCK UNLESS SPECIFIED.
- ALL ELECTRICAL WIRING TO BE CONCEALED IN WALL AND SLABS.
- ALL PLUMBING PIPES SHOULD BE TAKEN WITHIN DUCTS OF THE BUILDINGS.
- EXTERIOR AND INTERIOR WALLS TO BE TAKEN AS 230MM THICK FOR OAB AND 200MM THK FOR NFB AAC BLOCK UNLESS SPECIFIED.

NOTES

- FOR SECTIONS AND ELEVATIONS, REFER DWG NO. TD-A-301 TO TD-A-305.
- FOR WALL SECTIONS PART DETAILS REFER DWG NO. TD-A-306.
- FOR DOOR, WINDOW, VENTILATOR AND DUCT SHUTTER SCHEDULE AND DETAILS, REFER DWG NO. TD-A-401 TO A-408.
- FOR STAIRCASE DETAILS, REFER DWG NO. TD-A-501 TO TD-A-504.
- FOR FALSE CEILING DETAILS, REFER DWG NO. TD-A-601 TO TD-A-603.
- FOR FLOORING LAYOUT AND DETAILS, REFER DWG NO. TD-A-701 TO TD-A-711.
- FOR TOILET DETAILS, REFER DWG NO. TD-A-801 TO TD-A-805-02.
- FOR MISCELLANEOUS DETAILS, REFER DWG NO. TD-A-902 TO TD-A-908.

LEGEND

(D) DOORS	DUCT CUT OUT
(W) WINDOWS	LEVELS
(V) VENTILATORS	SLOPE
(DS) DUCT SHUTTERS	EXISTING RCC
FF FIRE FIGHTING DUCT	PROPOSED RCC
AAC BLOCK WALL	



REVISIONS		
NO	DATE	DESCRIPTION

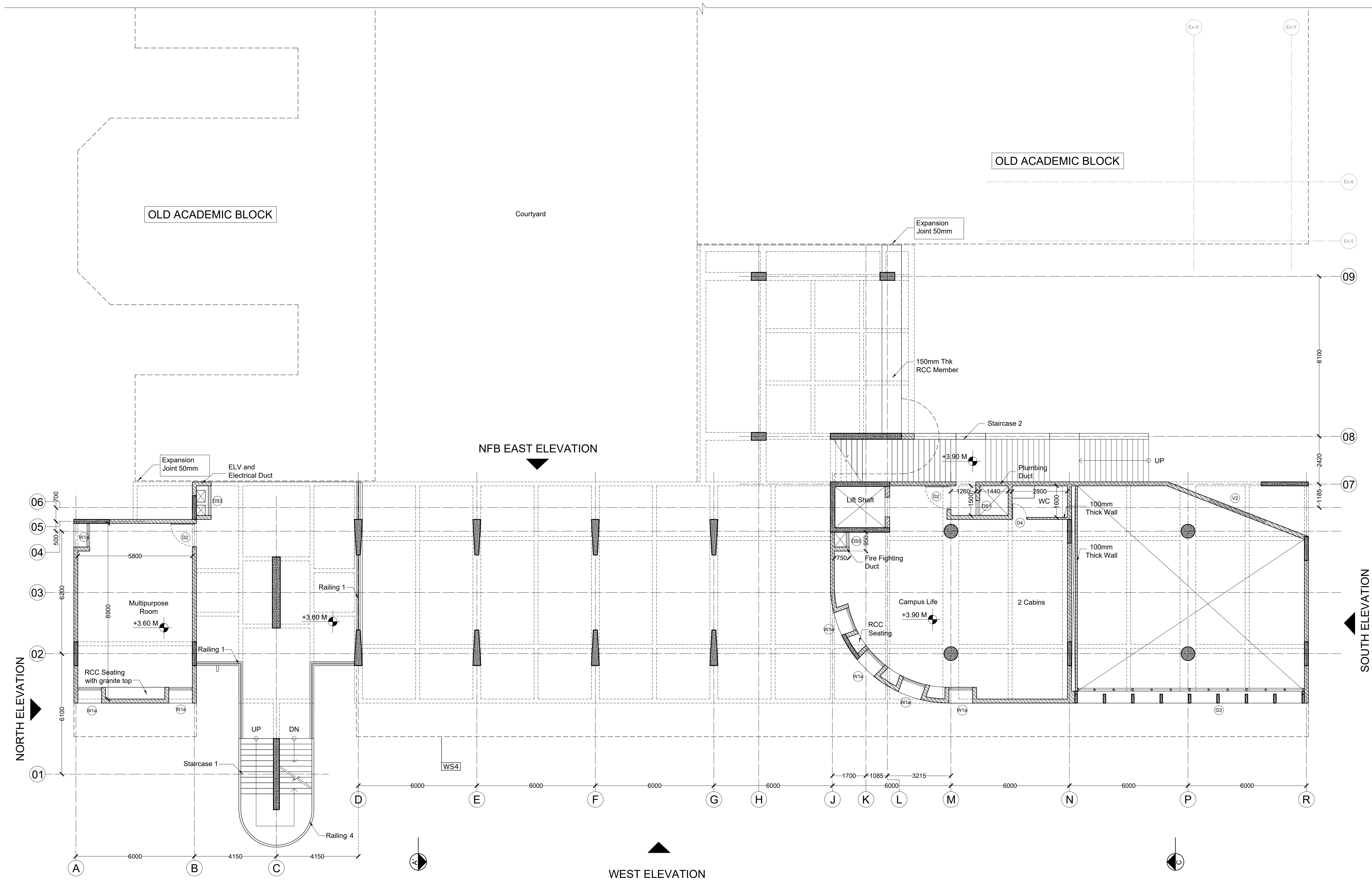
PROJECT : OAB REDEVELOPMENT, NLSIU, BENGALURU			
CLIENT : NLSIU			
TITLE : GROUND FLOOR PLAN (NEW FACULTY BLOCK)			
DATE	24/12/2024	CHECKED	IP
DRAWN	AD	APPROVED	QD
PROJ. NO	AD/0123	SCALE	1:100@A1

PMC	-:-	DRG.NO.	
MUNICIPAL CONSULTANT	-:-	TD-A-206 (R-00)	
STRUCTURAL CONSULTANT	: MANJUNATH & CO		
MEP CONSULTANT	: McDBERL	(NFB)	
LANDSCAPE CONSULTANT	-:-		
SUSTAINABILITY CONSULTANT	: McDBERL		
KITCHEN CONSULTANT	-:-		

DCOOP
ARCHITECTURE.DESIGN.RESEARCH

UNIT NO. 109, SWASTIK CHAMBERS, S.G. BARVE MARG, CHEMBUR, MUMBAI - 400071
TEL:022 24706945 E-MAIL:mail@dcoop.in WEB:www.dcoop.in

TENDER DRAWING
NOT FOR CONSTRUCTION



Built up area (NFB) - 293.33 Sqm

SPECIFIC NOTES:	
All existing centerlines are denoted as	Ex-
All new centerlines are denoted as	

FIRST FLOOR PLAN (NFB)
Scale- 1:100

GENERAL NOTES

- THIS DRAWING IS THE SOLE PROPERTY OF DESIGN COOPERATIVE AND IS NOT TO BE COPIED OR USED WITHOUT PRIOR PERMISSION.
- ALL DIMENSIONS IN THE DRAWING ARE TO BE READ AND NOT TO BE MEASURED.
- ANY DISCREPANCY BETWEEN DRAWINGS SHOULD BE BROUGHT TO THE ARCHITECTS NOTICE.
- ALL DIMENSIONS AND LEVELS ARE FROM UNFINISHED SURFACES.
- EXTERIOR AND INTERIOR WALLS TO BE TAKEN AS 225MM THICK AAC BLOCK UNLESS SPECIFIED.
- ALL ELECTRICAL WIRING TO BE CONCEALED IN WALL AND SLABS.
- ALL PLUMBING PIPES SHOULD BE TAKEN WITHIN DUCTS OF THE BUILDINGS.
- EXTERIOR AND INTERIOR WALLS TO BE TAKEN AS 230MM THICK FOR OAB AND 200MM THK FOR NFB AAC BLOCK UNLESS SPECIFIED.

NOTES

- FOR SECTIONS AND ELEVATIONS, REFER DWG NO. TD-A-301 TO TD-A-305.
- FOR WALL SECTIONS PART DETAILS REFER DWG NO. TD-A-306.
- FOR DOOR, WINDOW, VENTILATOR AND DUCT SHUTTER SCHEDULE AND DETAILS, REFER DWG NO. TD-A-401 TO A-408.
- FOR STAIRCASE DETAILS, REFER DWG NO. TD-A-501 TO TD-A-504.
- FOR FALSE CEILING DETAILS, REFER DWG NO. TD-A-601 TO TD-A-603.
- FOR FLOORING LAYOUT AND DETAILS, REFER DWG NO. TD-A-701 TO TD-A-711.
- FOR TOILET DETAILS, REFER DWG NO. TD-A-801 TO TD-A-805-02.
- FOR MISCELLANEOUS DETAILS, REFER DWG NO. TD-A-902 TO TD-A-908.

LEGEND

(D) DOORS	DUCT CUT OUT
(W) WINDOWS	LEVELS
(V) VENTILATORS	SLOPE
(DS) DUCT SHUTTERS	EXISTING RCC
FF FIRE FIGHTING DUCT	PROPOSED RCC
AAC BLOCKWALL	

KEY PLAN

REVISIONS

NO	DATE	DESCRIPTION

PROJECT : OAB REDEVELOPMENT, NLSIU, BENGALURU

CLIENT : NLSIU

TITLE : FIRST FLOOR PLAN (NEW FACULTY BLOCK)

DATE	24/12/2024	CHECKED	IP
DRAWN	AD	APPROVED	QD
PROJ. NO	AD/0123	SCALE	1:100@A1

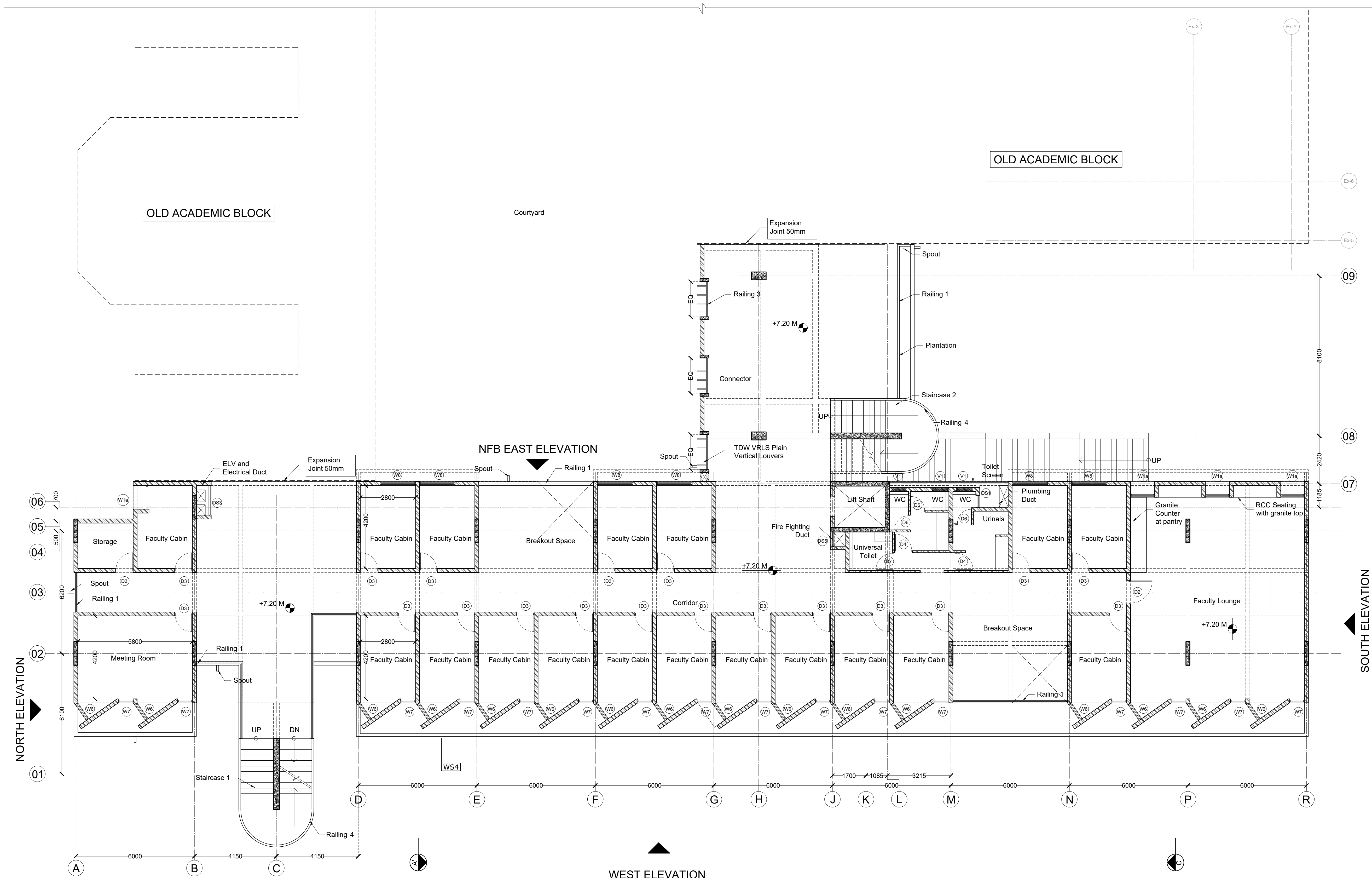
PMC	-	DRG.NO.
MUNICIPAL CONSULTANT	-	TD-A-207 (R-00)
STRUCTURAL CONSULTANT	MANJUNATH & CO	(NFB)
MEP CONSULTANT	McDBERL	
LANDSCAPE CONSULTANT	-	
SUSTAINABILITY CONSULTANT	McDBERL	
KITCHEN CONSULTANT	-	

DCOOP
ARCHITECTURE.DESIGN.RESEARCH

UNIT NO. 109, SWASTIK CHAMBERS, S.G. BARVE MARG, CHEMBUR, MUMBAI - 400071

TEL:022 24706945 E-MAIL:mail@dcloop.in WEB:www.dcoop.in

TENDER DRAWING
NOT FOR CONSTRUCTION



Built up area (NFB) - 830.60 Sqm

SPECIFIC NOTES:	
All existing centerlines are denoted as	Ex-
All new centerlines are denoted as	

SECOND FLOOR PLAN (NFB)
Scale- 1:100

GENERAL NOTES

- THIS DRAWING IS THE SOLE PROPERTY OF DESIGN COOPERATIVE AND IS NOT TO BE COPIED OR USED WITHOUT PRIOR PERMISSION.
- ALL DIMENSIONS IN THE DRAWING ARE TO BE READ AND NOT TO BE MEASURED.
- ANY DISCREPANCY BETWEEN DRAWINGS SHOULD BE BROUGHT TO THE ARCHITECTS NOTICE.
- ALL DIMENSIONS AND LEVELS ARE FROM UNFINISHED SURFACES.
- EXTERIOR AND INTERIOR WALLS TO BE TAKEN AS 225MM THICK AAC BLOCK UNLESS SPECIFIED.
- ALL ELECTRICAL WIRING TO BE CONCEALED IN WALL AND SLABS.
- ALL PLUMBING PIPES SHOULD BE TAKEN WITHIN DUCTS OF THE BUILDINGS.
- EXTERIOR AND INTERIOR WALLS TO BE TAKEN AS 230MM THICK FOR OAB AND 200MM THK FOR NFB AAC BLOCK UNLESS SPECIFIED.

NOTES

- FOR SECTIONS AND ELEVATIONS, REFER DWG NO. TD-A-301 TO TD-A-305.
- FOR WALL SECTIONS PART DETAILS REFER DWG NO. TD-A-306.
- FOR DOOR, WINDOW, VENTILATOR AND DUCT SHUTTER SCHEDULE AND DETAILS, REFER DWG NO. TD-A-401 TO A-408.
- FOR STAIRCASE DETAILS, REFER DWG NO. TD-A-501 TO TD-A-504.
- FOR FALSE CEILING DETAILS, REFER DWG NO. TD-A-601 TO TD-A-603.
- FOR FLOORING LAYOUT AND DETAILS, REFER DWG NO. TD-A-701 TO TD-A-711.
- FOR TOILET DETAILS, REFER DWG NO. TD-A-801 TO TD-A-805-02.
- FOR MISCELLANEOUS DETAILS, REFER DWG NO. TD-A-902 TO TD-A-908.

LEGEND

(D) DOORS	DUCT CUT OUT
(W) WINDOWS	LEVELS
(V) VENTILATORS	SLOPE
(DS) DUCT SHUTTERS	EXISTING RCC
FF FIRE FIGHTING DUCT	PROPOSED RCC
AAC BLOCKWALL	

KEY PLAN

REVISIONS

NO	DATE	DESCRIPTION

PROJECT : OAB REDEVELOPMENT, NLSIU, BENGALURU

CLIENT : NLSIU

TITLE : SECOND FLOOR PLAN (NEW FACULTY BLOCK)

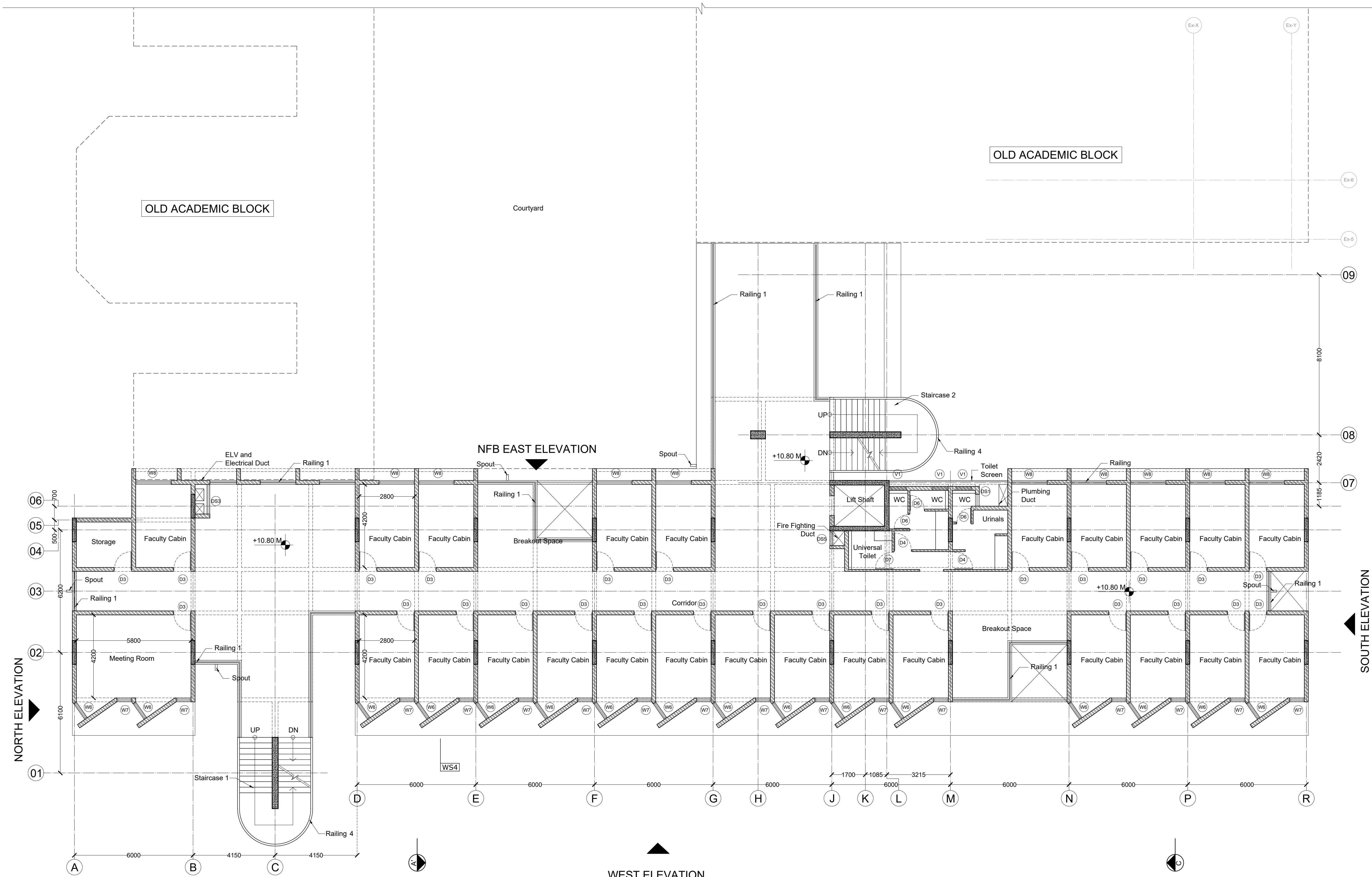
DATE	24/12/2024	CHECKED	IP
DRAWN	AD	APPROVED	QD
PROJ. NO	AD/0123	SCALE	1:100@A1

PMC	-:-	DRG.NO.	
MUNICIPAL CONSULTANT	-:-	TD-A-208 (R-00)	
STRUCTURAL CONSULTANT	: MANJUNATH & CO	(NFB)	
MEP CONSULTANT	: McDBERL		
LANDSCAPE CONSULTANT	-:-		
SUSTAINABILITY CONSULTANT	: McDBERL		
KITCHEN CONSULTANT	-:-		

DCOOP
ARCHITECTURE.DESIGN.RESEARCH

UNIT NO. 109, SWASTIK CHAMBERS, S. G. BARVE MARG, CHEMBUR, MUMBAI - 400071
TEL:022 24706945 E-MAIL:mail@dcloop.in WEB:www.dcoop.in

TENDER DRAWING
NOT FOR CONSTRUCTION



Built up area (NFB) - 758.11 Sqm

SPECIFIC NOTES:	
All existing centerlines are denoted as	Ex-
All new centerlines are denoted as	

THIRD FLOOR PLAN (NFB)
Scale- 1:100

GENERAL NOTES

- THIS DRAWING IS THE SOLE PROPERTY OF DESIGN COOPERATIVE AND IS NOT TO BE COPIED OR USED WITHOUT PRIOR PERMISSION.
- ALL DIMENSIONS IN THE DRAWING ARE TO BE READ AND NOT TO BE MEASURED.
- ANY DISCREPANCY BETWEEN DRAWINGS SHOULD BE BROUGHT TO THE ARCHITECTS NOTICE.
- ALL DIMENSIONS AND LEVELS ARE FROM UNFINISHED SURFACES.
- EXTERIOR AND INTERIOR WALLS TO BE TAKEN AS 225MM THICK AAC BLOCK UNLESS SPECIFIED.
- ALL ELECTRICAL WIRING TO BE CONCEALED IN WALL AND SLABS.
- ALL PLUMBING PIPES SHOULD BE TAKEN WITHIN DUCTS OF THE BUILDINGS.
- EXTERIOR AND INTERIOR WALLS TO BE TAKEN AS 230MM THICK FOR OAB AND 200MM THK FOR NFB AAC BLOCK UNLESS SPECIFIED.

NOTES

- FOR SECTIONS AND ELEVATIONS, REFER DWG NO. TD-A-301 TO TD-A-305.
- FOR WALL SECTIONS PART DETAILS REFER DWG NO. TD-A-306.
- FOR DOOR, WINDOW, VENTILATOR AND DUCT SHUTTER SCHEDULE AND DETAILS, REFER DWG NO. TD-A-401 TO A-408.
- FOR STAIRCASE DETAILS, REFER DWG NO. TD-A-501 TO TD-A-504.
- FOR FALSE CEILING DETAILS, REFER DWG NO. TD-A-601 TO TD-A-603.
- FOR FLOORING LAYOUT AND DETAILS, REFER DWG NO. TD-A-701 TO TD-A-711.
- FOR TOILET DETAILS, REFER DWG NO. TD-A-801 TO TD-A-805-02.
- FOR MISCELLANEOUS DETAILS, REFER DWG NO. TD-A-902 TO TD-A-908.

LEGEND

(D) DOORS	DUCT CUT OUT
(W) WINDOWS	LEVELS
(V) VENTILATORS	SLOPE
(DS) DUCT SHUTTERS	EXISTING RCC
FF FIRE FIGHTING DUCT	PROPOSED RCC
AAC BLOCKWALL	

KEY PLAN

REVISIONS

NO	DATE	DESCRIPTION

PROJECT : OAB REDEVELOPMENT, NLSIU, BENGALURU

CLIENT : NLSIU

TITLE : THIRD FLOOR PLAN (NEW FACULTY BLOCK)

DATE	24/12/2024	CHECKED	IP
DRAWN	AD	APPROVED	QD
PROJ. NO	AD/0123	SCALE	1:100@A1

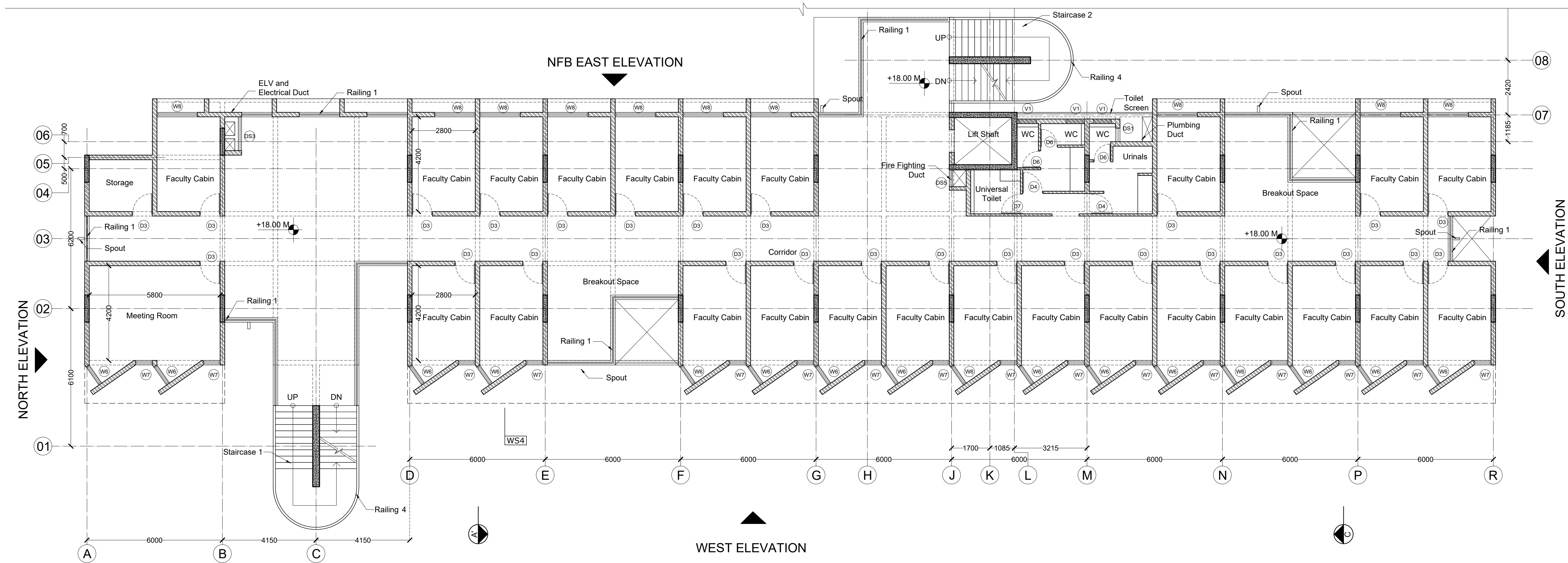
PMC	-	DRG.NO.
MUNICIPAL CONSULTANT	-	TD-A-209 (R-00)
STRUCTURAL CONSULTANT	MANJUNATH & CO	(NFB)
MEP CONSULTANT	McDBERL	
LANDSCAPE CONSULTANT	-	
SUSTAINABILITY CONSULTANT	McDBERL	
KITCHEN CONSULTANT	-	

DCOOP
ARCHITECTURE.DESIGN.RESEARCH

UNIT NO. 109, SWASTIK CHAMBERS, S.G. BARVE MARG, CHEMBUR, MUMBAI - 400071

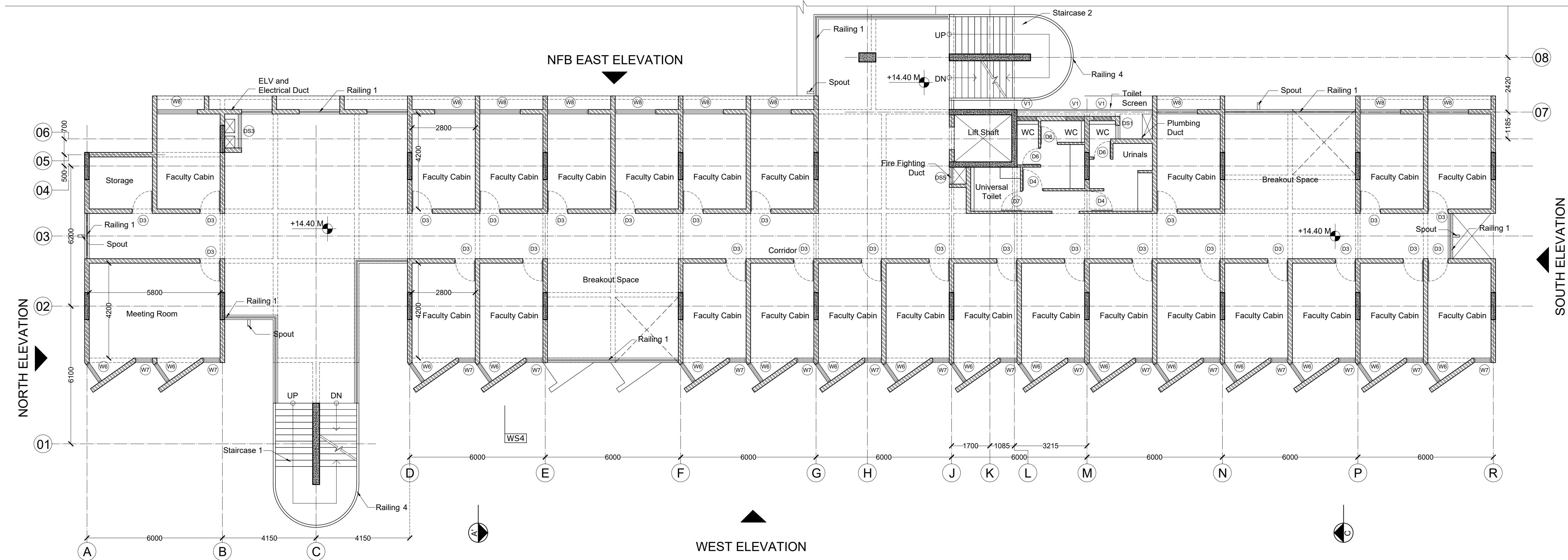
TEL:022 24706945 E-MAIL:mail@dcloop.in WEB:www.dcoop.in

TENDER DRAWING
NOT FOR CONSTRUCTION



Built up area (NFB) - 743.63 Sqm

FIFTH FLOOR PLAN (NFB)
Scale- 1:100



Built up area (NFB) - 770.10 Sqm

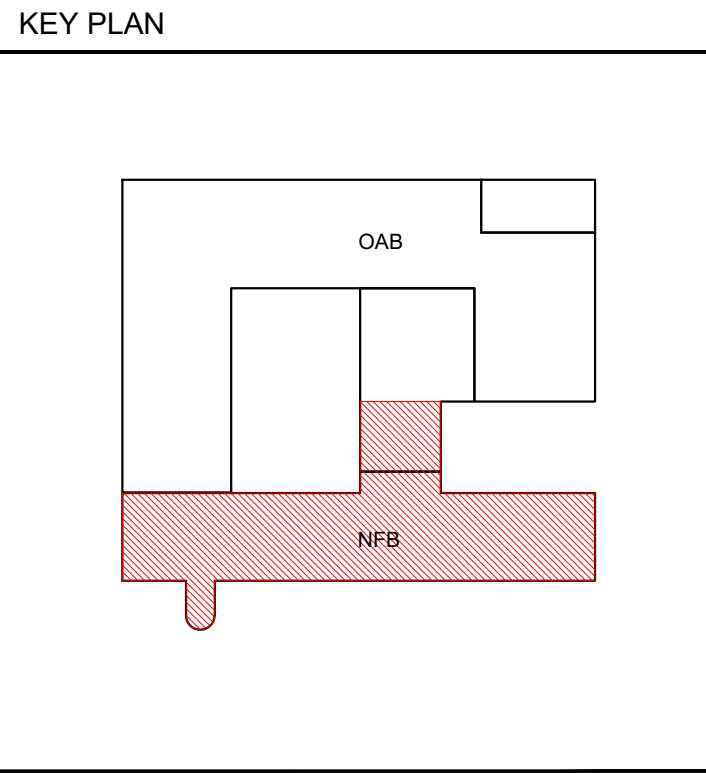
FOURTH FLOOR PLAN (NFB)
Scale- 1:100

SPECIFIC NOTES:
All existing centerlines are denoted as Ex-
All new centerlines are denoted as

- GENERAL NOTES**
- THIS DRAWING IS THE SOLE PROPERTY OF DESIGN COOPERATIVE AND IS NOT TO BE COPIED OR USED WITHOUT PRIOR PERMISSION.
 - ALL DIMENSIONS IN THE DRAWING ARE TO BE READ AND NOT TO BE MEASURED.
 - ANY DISCREPANCY BETWEEN DRAWINGS SHOULD BE BROUGHT TO THE ARCHITECTS NOTICE.
 - ALL DIMENSIONS AND LEVELS ARE FROM UNFINISHED SURFACES.
 - EXTERIOR AND INTERIOR WALLS TO BE TAKEN AS 225MM THICK AAC BLOCK UNLESS SPECIFIED.
 - ALL ELECTRICAL WIRING TO BE CONCEALED IN WALL AND SLABS.
 - ALL PLUMBING PIPES SHOULD BE TAKEN WITHIN DUCTS OF THE BUILDINGS.
 - EXTERIOR AND INTERIOR WALLS TO BE TAKEN AS 230MM THICK FOR OAB AND 200MM THK FOR NFB AAC BLOCK UNLESS SPECIFIED.


- NOTES**
- FOR SECTIONS AND ELEVATIONS, REFER DWG NO. TD-A-301 TO TD-A-305.
 - FOR WALL SECTIONS PART DETAILS REFER DWG NO. TD-A-306.
 - FOR DOOR, WINDOW, VENTILATOR AND DUCT SHUTTER SCHEDULE AND DETAILS, REFER DWG NO. TD-A-401 TO A-408.
 - FOR STAIRCASE DETAILS, REFER DWG NO. TD-A-501 TO TD-A-504.
 - FOR FALSE CEILING DETAILS, REFER DWG NO. TD-A-601 TO TD-A-603.
 - FOR FLOORING LAYOUT AND DETAILS, REFER DWG NO. TD-A-701 TO TD-A-711.
 - FOR TOILET DETAILS, REFER DWG NO. TD-A-801 TO TD-A-805-02.
 - FOR MISCELLANEOUS DETAILS, REFER DWG NO. TD-A-902 TO TD-A-908.

- LEGEND**
- | | | | | | |
|--------------|---------|-------------|---------------|--------------------|----------------|
| DOORS | WINDOWS | VENTILATORS | DUCT SHUTTERS | FIRE FIGHTING DUCT | AAC BLOCK WALL |
| DUCT CUT OUT | LEVELS | SLOPE | EXISTING RCC | PROPOSED RCC | |



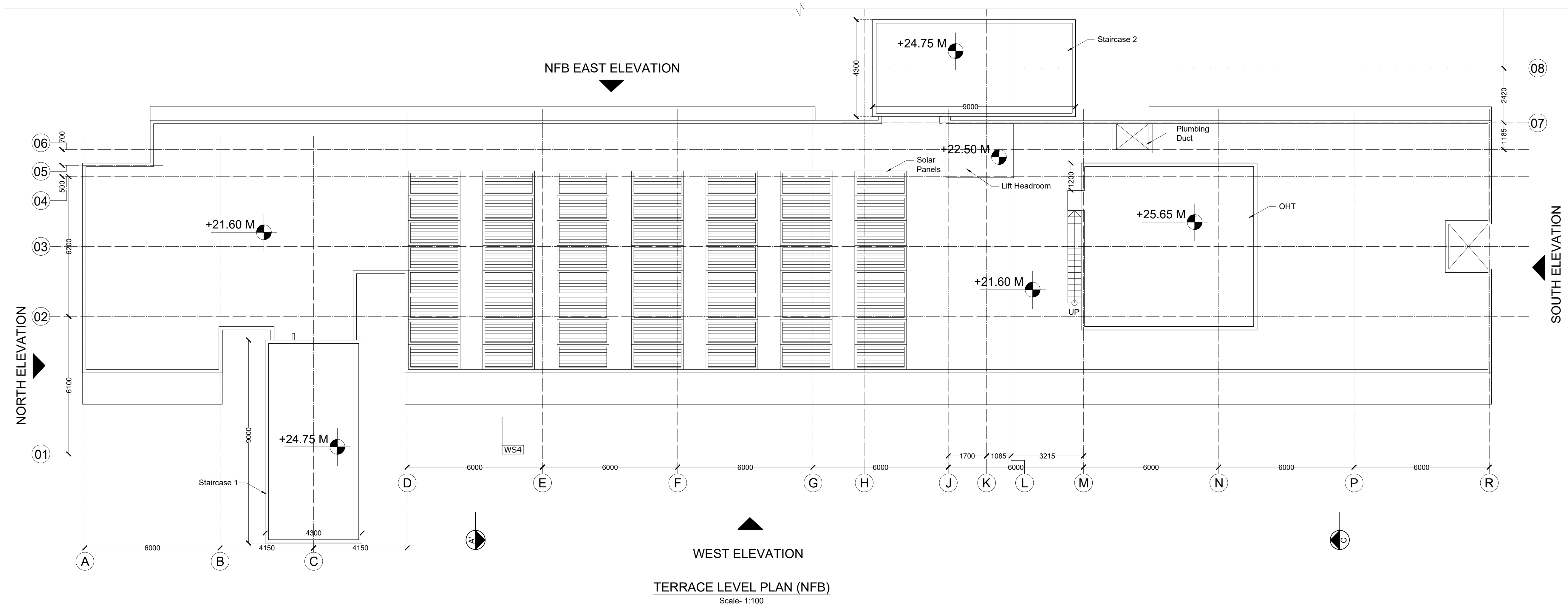
REVISIONS		
NO	DATE	DESCRIPTION

PROJECT : OAB REDEVELOPMENT, NLSIU, BENGALURU			
CLIENT : NLSIU			
TITLE : FOURTH & FIFTH FLOOR PLAN (NEW FACULTY BLOCK)			
DATE	24/12/2024	CHECKED	IP
DRAWN	AD	APPROVED	QD
PROJ. NO	AD/0123	SCALE	1:100@A1

PMC	-:-	DRG.NO.
MUNICIPAL CONSULTANT	-:-	TD-A-210 (R-00)
STRUCTURAL CONSULTANT	: MANJUNATH & CO	
MEP CONSULTANT	: McDBERL	(NFB)
LANDSCAPE CONSULTANT	-:-	
SUSTAINABILITY CONSULTANT	: McDBERL	
KITCHEN CONSULTANT	-:-	

DCOOP
ARCHITECTURE DESIGN RESEARCH
UNIT NO. 109, SWASTIK CHAMBERS, S.G. BARVE MARG, CHEMBUR, MUMBAI - 400071
TEL:022 24706945 E-MAIL:mail@dcloop.in WEB:www.dcoop.in

TENDER DRAWING
NOT FOR CONSTRUCTION



GENERAL NOTES

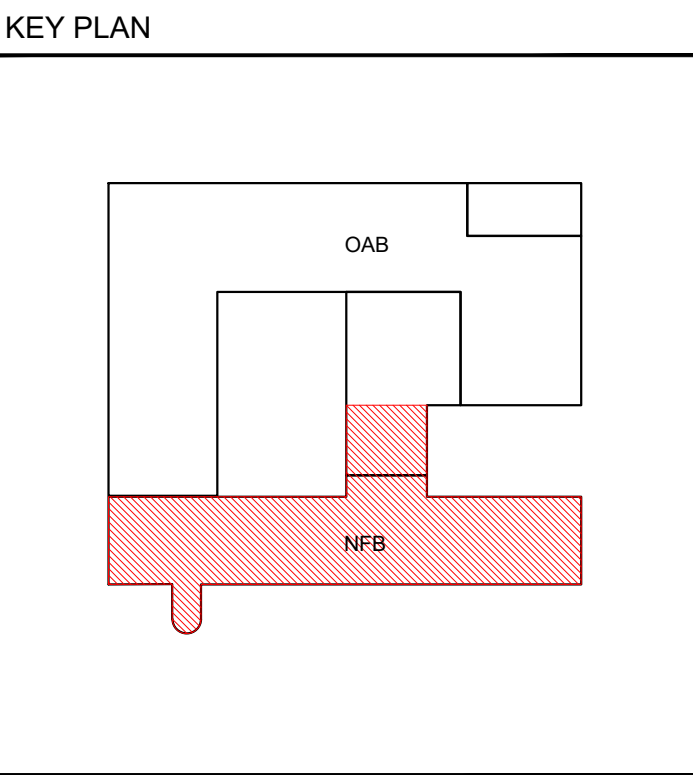
- THIS DRAWING IS THE SOLE PROPERTY OF DESIGN COOPERATIVE AND IS NOT TO BE COPIED OR USED WITHOUT PRIOR PERMISSION.
- ALL DIMENSIONS IN THE DRAWING ARE TO BE READ AND NOT TO BE MEASURED.
- ANY DISCREPANCY BETWEEN DRAWINGS SHOULD BE BROUGHT TO THE ARCHITECTS NOTICE.
- ALL DIMENSIONS AND LEVELS ARE FROM UNFINISHED SURFACES.
- EXTERIOR AND INTERIOR WALLS TO BE TAKEN AS 225MM THICK AAC BLOCK UNLESS SPECIFIED.
- ALL ELECTRICAL WIRING TO BE CONCEALED IN WALL AND SLABS.
- ALL PLUMBING PIPES SHOULD BE TAKEN WITHIN DUCTS OF THE BUILDINGS.
- EXTERIOR AND INTERIOR WALLS TO BE TAKEN AS 230MM THICK FOR OAB AND 200MM THK FOR NFB AAC BLOCK UNLESS SPECIFIED.

NOTES

- FOR SECTIONS AND ELEVATIONS, REFER DWG NO. TD-A-301 TO TD-A-305.
- FOR WALL SECTIONS PART DETAILS REFER DWG NO. TD-A-306.
- FOR DOOR, WINDOW, VENTILATOR AND DUCT SHUTTER SCHEDULE AND DETAILS, REFER DWG NO. TD-A-401 TO A-408.
- FOR STAIRCASE DETAILS, REFER DWG NO. TD-A-501 TO TD-A-504.
- FOR FALSE CEILING DETAILS, REFER DWG NO. TD-A-601 TO TD-A-603.
- FOR FLOORING LAYOUT AND DETAILS, REFER DWG NO. TD-A-701 TO TD-A-711.
- FOR TOILET DETAILS, REFER DWG NO. TD-A-801 TO TD-A-805-02.
- FOR MISCELLANEOUS DETAILS, REFER DWG NO. TD-A-902 TO TD-A-908.


LEGEND

(D) DOORS	DUCT CUT OUT
(W) WINDOWS	LEVELS
(V) VENTILATORS	SLOPE
(DS) DUCT SHUTTERS	EXISTING RCC
FF FIRE FIGHTING DUCT	PROPOSED RCC
AAC BLOCK WALL	



REVISIONS		
NO	DATE	DESCRIPTION

PROJECT : OAB REDEVELOPMENT, NLSIU, BENGALURU			
CLIENT : NLSIU			
TITLE : TERRACE LEVEL PLAN (NEW FACULTY BLOCK)			
DATE	24/12/2024	CHECKED	IP
DRAWN	AD	APPROVED	QD
PROJ. NO	AD/0123	SCALE	1:100@A1

PMC	-	DRG.NO.
MUNICIPAL CONSULTANT	-	TD-A-211 (R-00) (NFB) 
STRUCTURAL CONSULTANT	: MANJUNATH & CO	
MEP CONSULTANT	: McDBERL	
LANDSCAPE CONSULTANT	-	
SUSTAINABILITY CONSULTANT	: McDBERL	
KITCHEN CONSULTANT	-	

DCOOP
ARCHITECTURE.DESIGN.RESEARCH
UNIT NO. 109, SWASTIK CHAMBERS, S.G. BARVE MARG, CHEMBUR, MUMBAI - 400071
TEL:022 24706945 E-MAIL:mail@dcoop.in WEB:www.dcoop.in

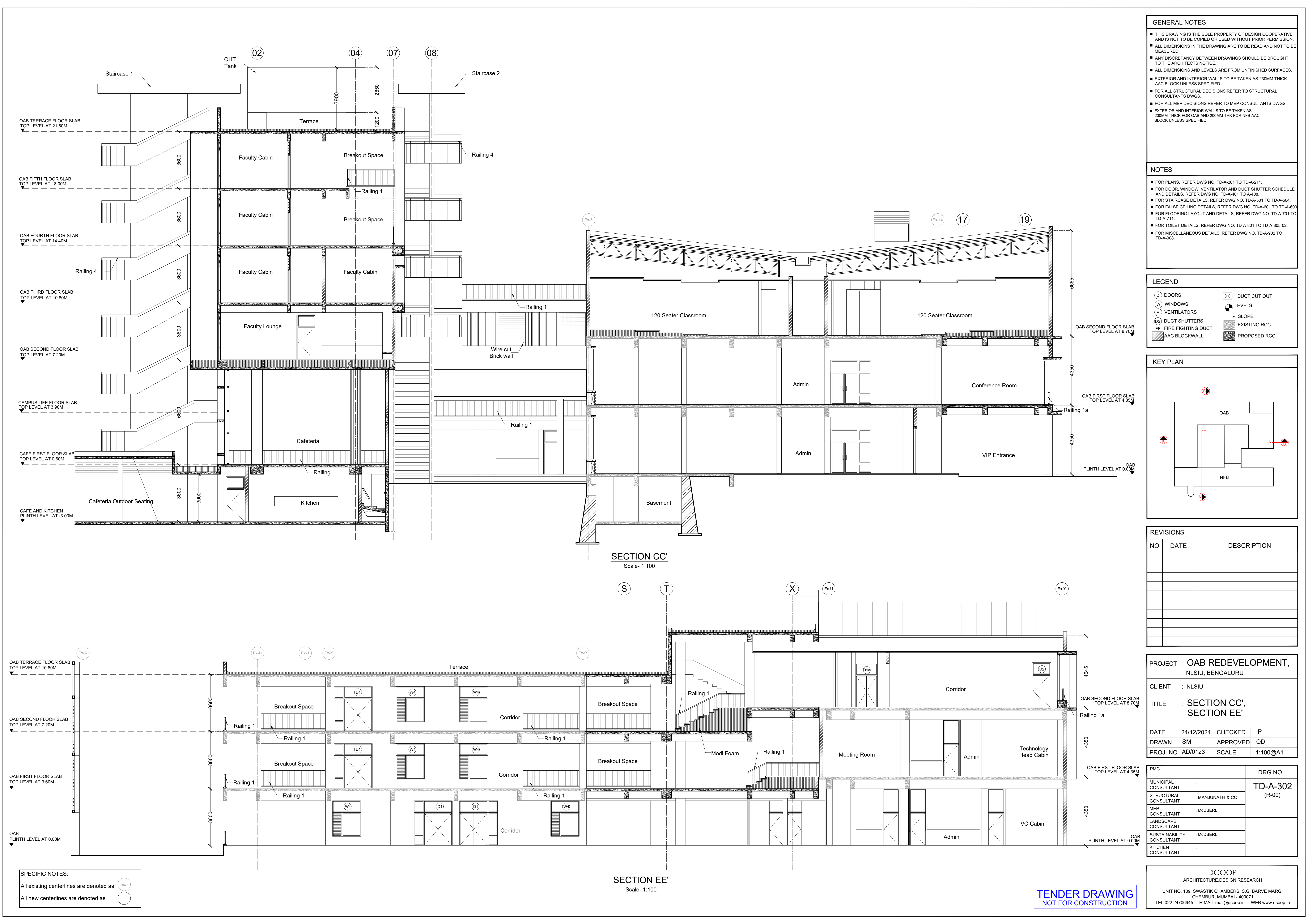
Built up area (NFB) - 135.12 Sqm

SPECIFIC NOTES:

All existing centerlines are denoted as Ex-

All new centerlines are denoted as

TENDER DRAWING
NOT FOR CONSTRUCTION



GENERAL NOTES

- THIS DRAWING IS THE SOLE PROPERTY OF DESIGN COOPERATIVE AND IS NOT TO BE COPIED OR USED WITHOUT PRIOR PERMISSION.
- ALL DIMENSIONS IN THE DRAWING ARE TO BE READ AND NOT TO BE MEASURED.
- ANY DISCREPANCY BETWEEN DRAWINGS SHOULD BE BROUGHT TO THE ARCHITECTS NOTICE.
- ALL DIMENSIONS AND LEVELS ARE FROM UNFINISHED SURFACES.
- EXTERIOR AND INTERIOR WALLS TO BE TAKEN AS 230MM THICK AAC BLOCK UNLESS SPECIFIED
- FOR ALL STRUCTURAL DECISIONS REFER TO STRUCTURAL CONSULTANTS DWGS.
- FOR ALL MEP DECISIONS REFER TO MEP CONSULTANTS DWGS.
- EXTERIOR AND INTERIOR WALLS TO BE TAKEN AS 230MM THICK FOR OAB AND 200MM THK FOR NFB AAC BLOCK UNLESS SPECIFIED.

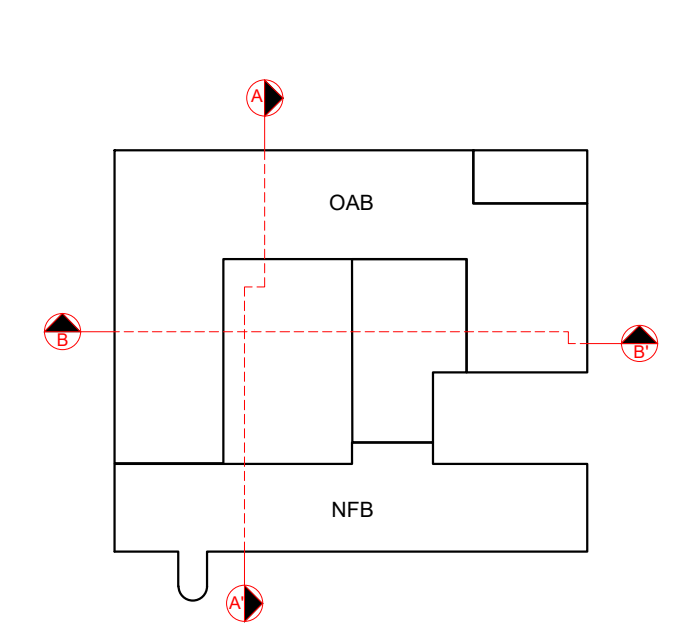
NOTES

- FOR PLANS, REFER DWG NO. TD-A-201 TO TD-A-211.
- FOR DOOR, WINDOW, VENTILATOR AND DUCT SHUTTER SCHEDULE AND DETAILS, REFER DWG NO. TD-A-401 TO A-408.
- FOR STAIRCASE DETAILS, REFER DWG NO. TD-A-501 TO TD-A-504.
- FOR FALSE CEILING DETAILS, REFER DWG NO. TD-A-601 TO TD-A-603
- FOR FLOORING LAYOUT AND DETAILS, REFER DWG NO. TD-A-701 TO TD-A-711.
- FOR TOILET DETAILS, REFER DWG NO. TD-A-801 TO TD-A-805-02.
- FOR MISCELLANEOUS DETAILS, REFER DWG NO. TD-A-902 TO TD-A-908.

LEGEND

- | | |
|-----------------------|--------------|
| (D) DOORS | DUCT CUT OUT |
| (W) WINDOWS | LEVELS |
| (V) VENTILATORS | SLOPE |
| (DS) DUCT SHUTTERS | EXISTING RCC |
| FF FIRE FIGHTING DUCT | PROPOSED RCC |
| AAC BLOCK WALL | |

KEY PLAN



REVISIONS

NO	DATE	DESCRIPTION

PROJECT : OAB REDEVELOPMENT,
NLSIU, BENGALURU

CLIENT : NLSIU

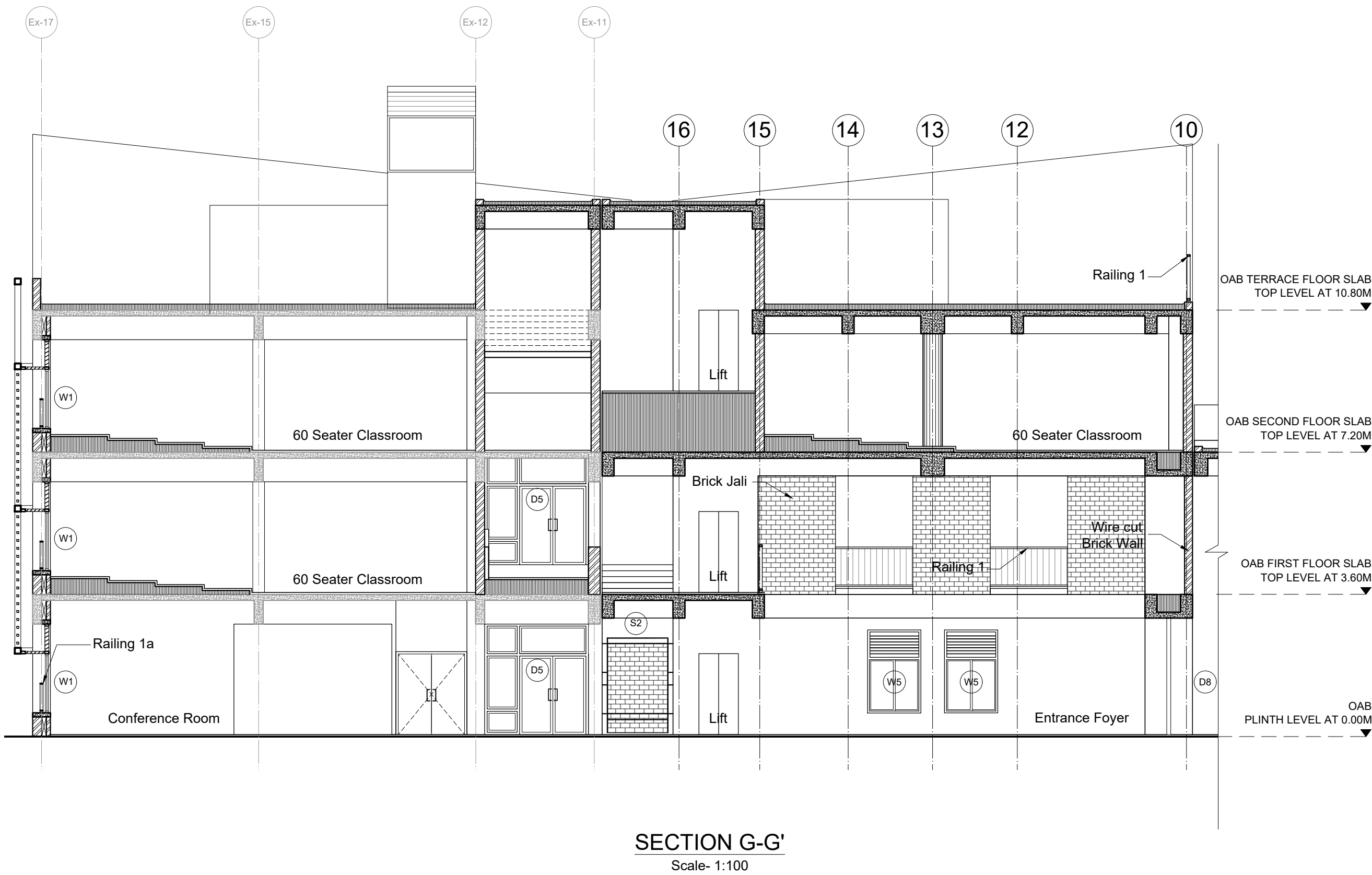
TITLE : SECTION CC',
SECTION EE'

DATE	24/12/2024	CHECKED	IP
DRAWN	SM	APPROVED	QD
PROJ. NO	AD/0123	SCALE	1:100@A1

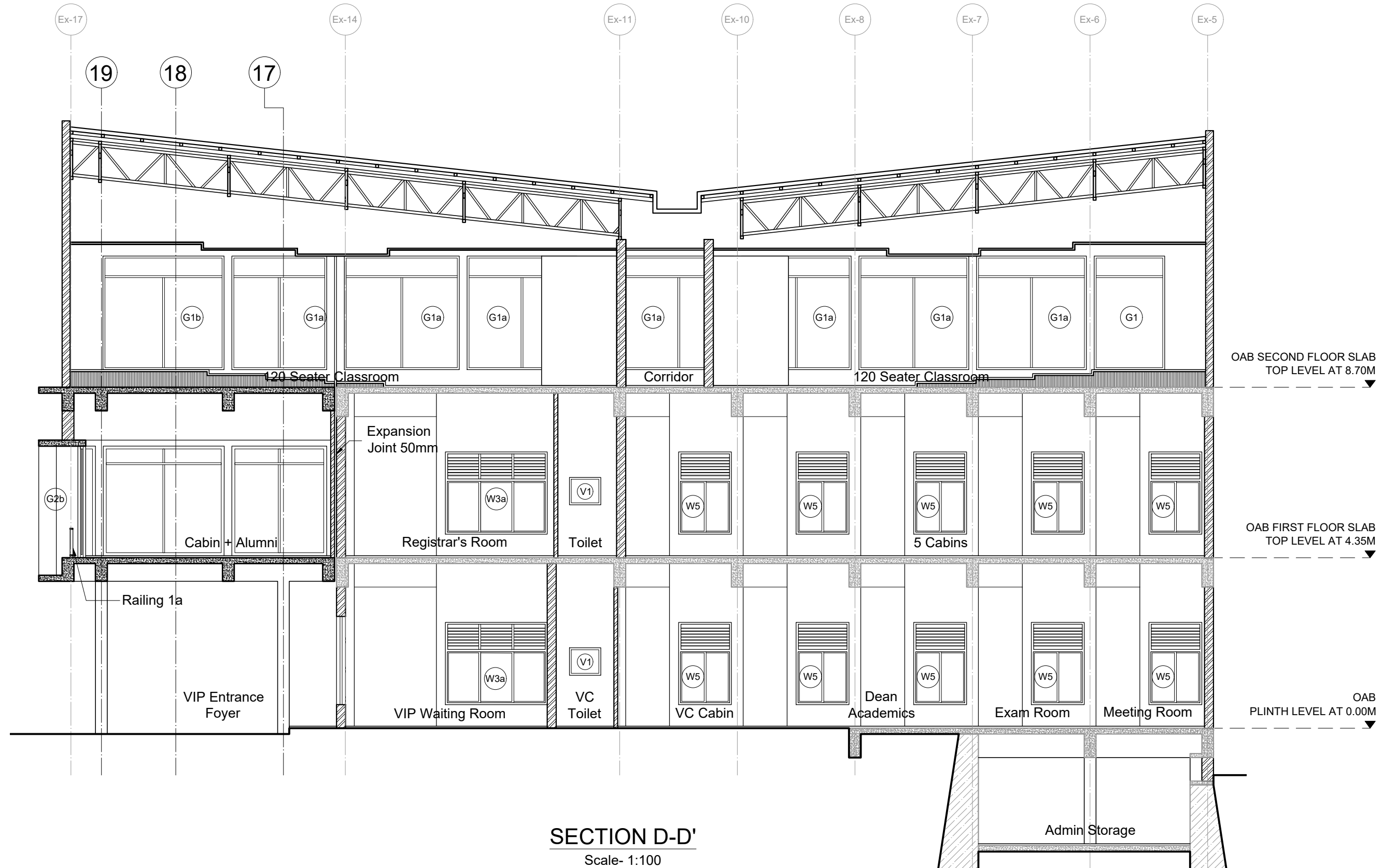
PMC	:	DRG.NO.
MUNICIPAL CONSULTANT	:	TD-A-302
STRUCTURAL CONSULTANT	:	(R-00)
MEP CONSULTANT	:	McDBERL
LANDSCAPE CONSULTANT	:	McDBERL
SUSTAINABILITY CONSULTANT	:	McDBERL
KITCHEN CONSULTANT	:	McDBERL

DCCOP
ARCHITECTURE.DESIGN.RESEARCH
UNIT NO. 109, SWASTIK CHAMBERS, S.G. BARVE MARG,
CHEMBUR, MUMBAI - 400071
TEL:022 24706945 E-MAIL:mail@dcoop.in WEB:www.dcoop.in

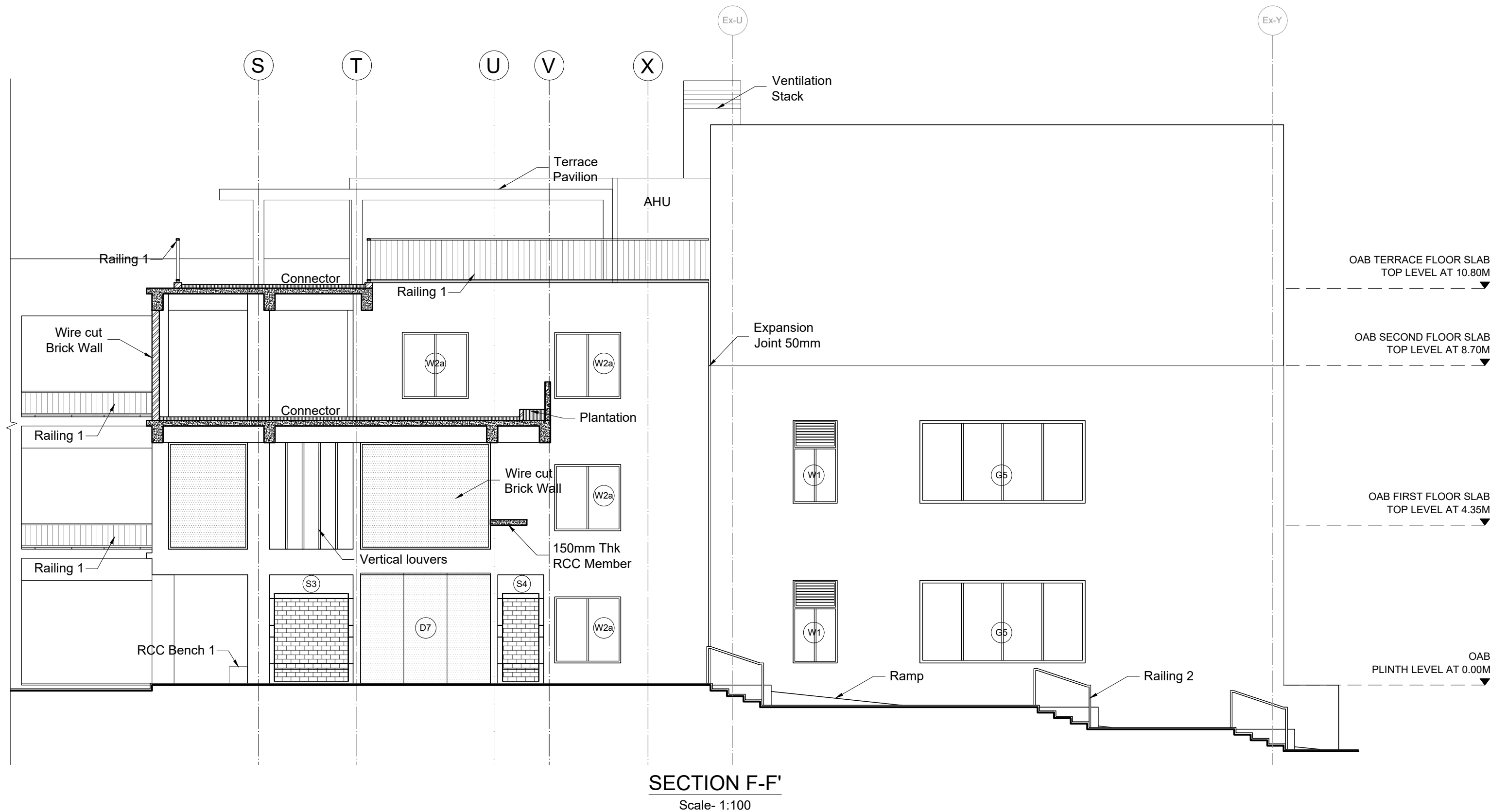
TENDER DRAWING
NOT FOR CONSTRUCTION



SECTION G-G'
Scale- 1:100



SECTION D-D'
Scale- 1:100



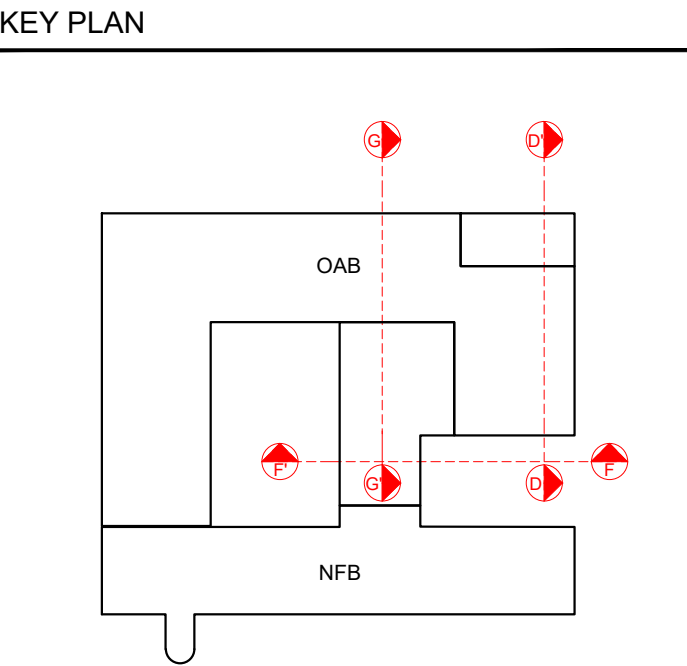
SECTION F-F'
Scale- 1:100

SPECIFIC NOTES:
All existing centerlines are denoted as Ex-
All new centerlines are denoted as

- GENERAL NOTES
- THIS DRAWING IS THE SOLE PROPERTY OF DESIGN COOPERATIVE AND IS NOT TO BE COPIED OR USED WITHOUT PRIOR PERMISSION.
 - ALL DIMENSIONS IN THE DRAWING ARE TO BE READ AND NOT TO BE MEASURED.
 - ANY DISCREPANCY BETWEEN DRAWINGS SHOULD BE BROUGHT TO THE ARCHITECTS NOTICE.
 - ALL DIMENSIONS AND LEVELS ARE FROM UNFINISHED SURFACES.
 - EXTERIOR AND INTERIOR WALLS TO BE TAKEN AS 225MM THICK AAC BLOCK UNLESS SPECIFIED.
 - ALL ELECTRICAL WIRING TO BE CONCEALED IN WALL AND SLABS.
 - ALL PLUMBING PIPES SHOULD BE TAKEN WITHIN DUCTS OF THE BUILDINGS.
 - EXTERIOR AND INTERIOR WALLS TO BE TAKEN AS 230MM THICK FOR OAB AND 200MM THK FOR NFB AAC BLOCK UNLESS SPECIFIED.

- NOTES
- FOR PLANS, REFER DWG NO. TD-A-201 TO TD-A-211.
 - FOR DOOR, WINDOW, VENTILATOR AND DUCT SHUTTER SCHEDULE AND DETAILS, REFER DWG NO. TD-A-401 TO A-408.
 - FOR STAIRCASE DETAILS, REFER DWG NO. TD-A-501 TO TD-A-504.
 - FOR FALSE CEILING DETAILS, REFER DWG NO. TD-A-601 TO TD-A-603.
 - FOR FLOORING LAYOUT AND DETAILS, REFER DWG NO. TD-A-701 TO TD-A-711.
 - FOR TOILET DETAILS, REFER DWG NO. TD-A-801 TO TD-A-805-02.
 - FOR MISCELLANEOUS DETAILS, REFER DWG NO. TD-A-902 TO TD-A-908.

- LEGEND
- | | |
|-----------------------|--------------|
| (D) DOORS | DUCT CUT OUT |
| (W) WINDOWS | LEVELS |
| (V) VENTILATORS | SLOPE |
| (DS) DUCT SHUTTERS | EXISTING RCC |
| FF FIRE FIGHTING DUCT | PROPOSED RCC |
| AAC BLOCK WALL | |



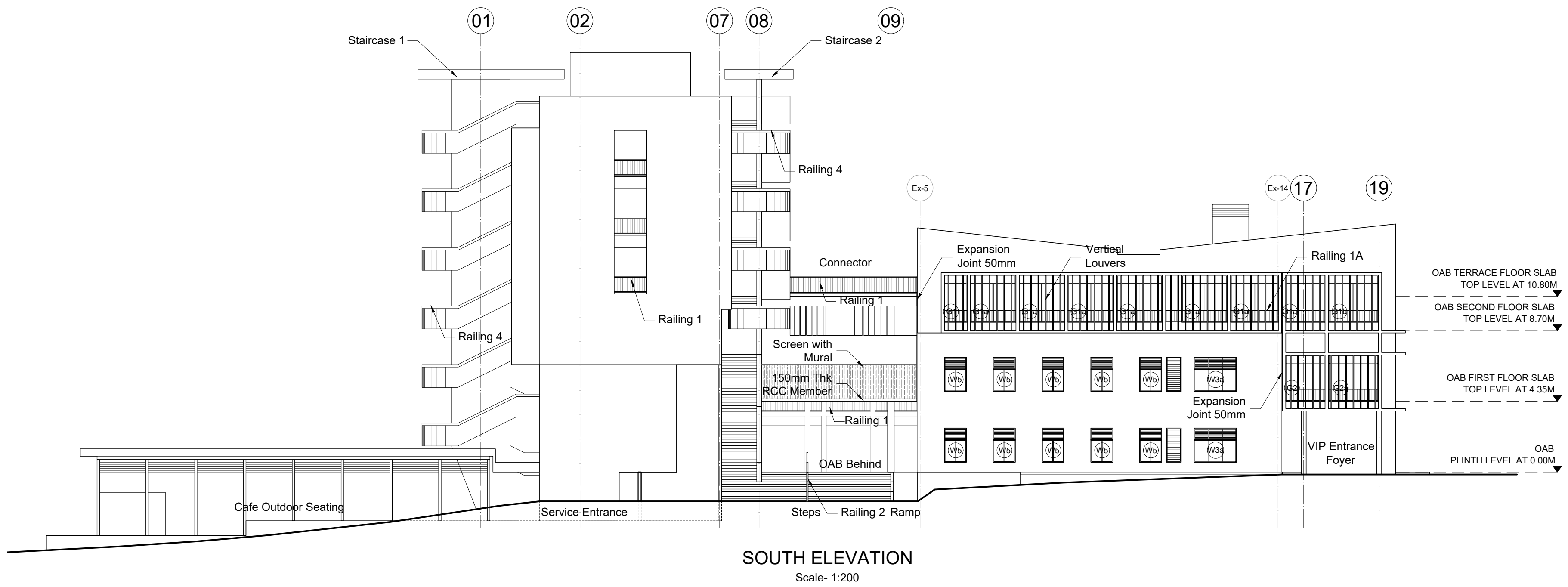
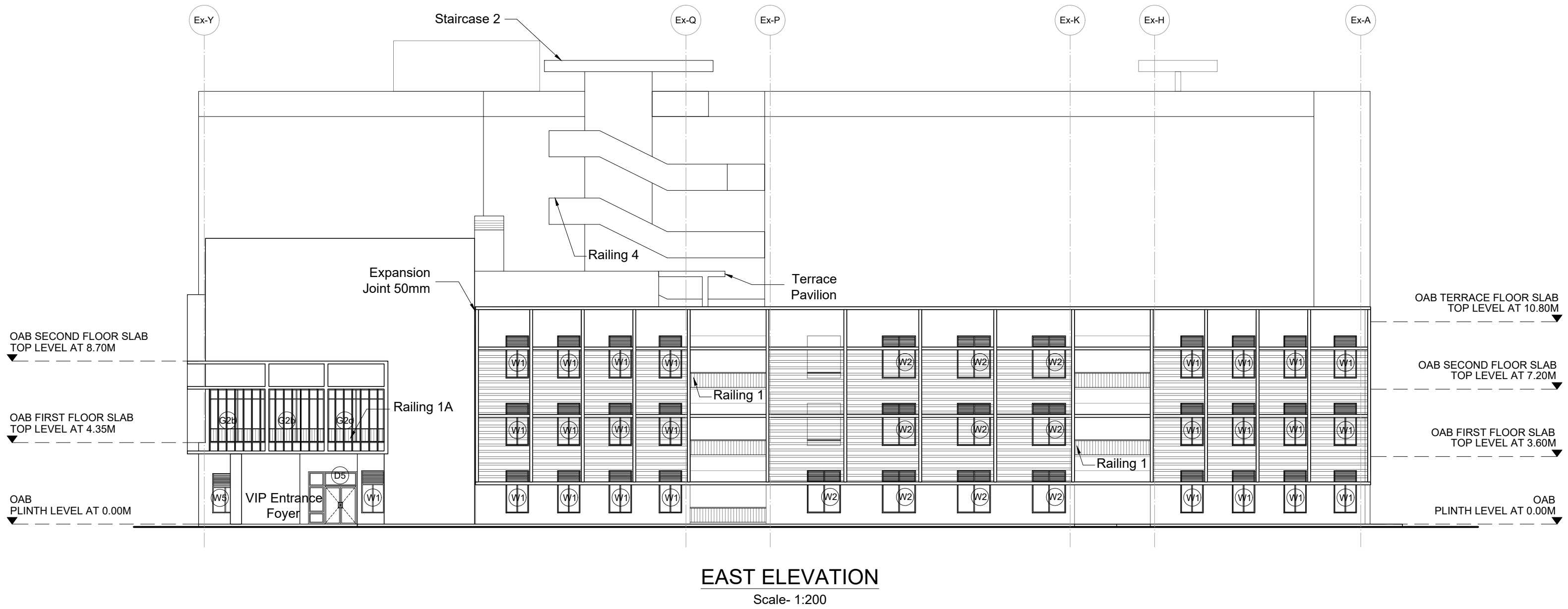
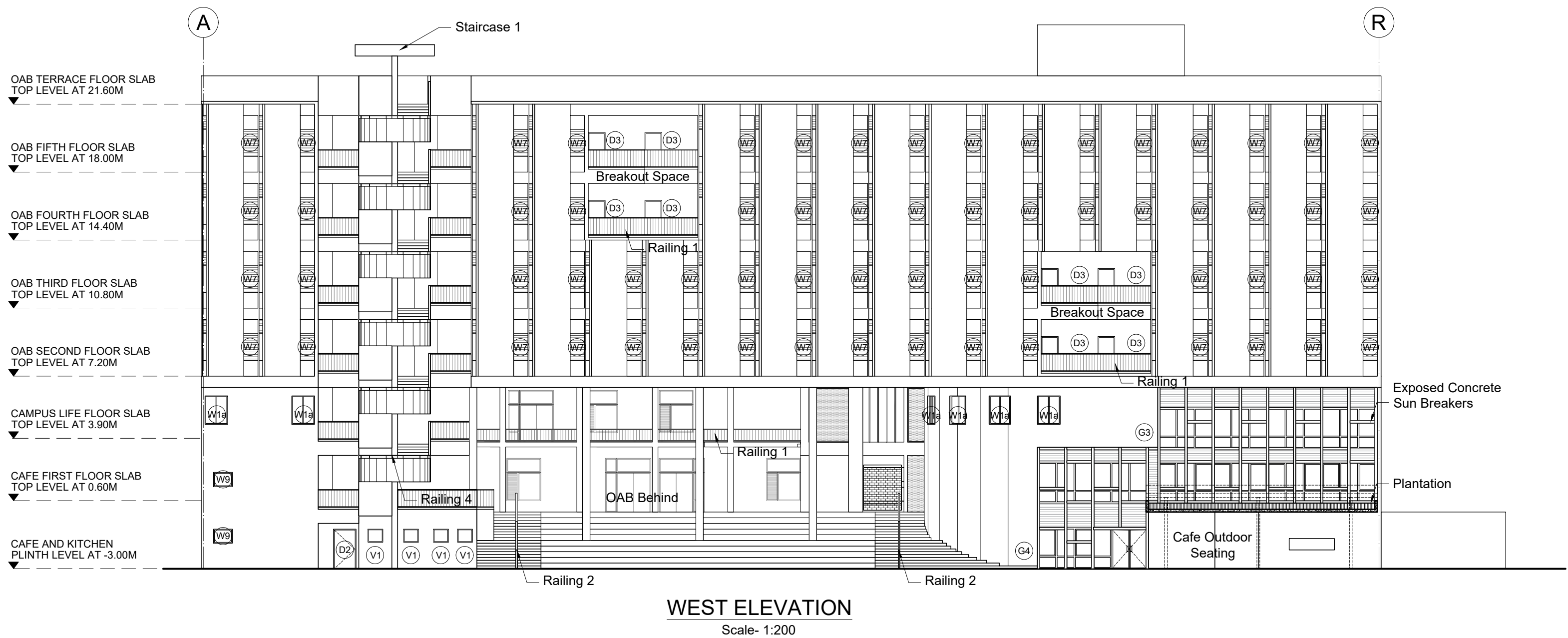
REVISIONS		
NO	DATE	DESCRIPTION

PROJECT : OAB REDEVELOPMENT, NLSIU, BENGALURU			
CLIENT : NLSIU			
TITLE : SECTION DD', SECTION FF', SECTION GG'			
DATE	24/12/2024	CHECKED	IP
DRAWN	AD	APPROVED	QD
PROJ. NO	AD/0123	SCALE	1:100@A1

PMC	:	DRG.NO.
MUNICIPAL CONSULTANT	:	TD-A-303 (R-00)
STRUCTURAL CONSULTANT	: MANJUNATH & CO.	
MEP CONSULTANT	: McDBERL	
LANDSCAPE CONSULTANT	:	
SUSTAINABILITY CONSULTANT	: McDBERL	
KITCHEN CONSULTANT	:	

DCCOP
ARCHITECTURE DESIGN RESEARCH
UNIT NO. 109, SWASTIK CHAMBERS, S. G. BARVE MARG, CHEMBUR, MUMBAI - 400071
TEL:022 24706945 E-MAIL:mail@dcoop.in WEB:www.dcoop.in

TENDER DRAWING
NOT FOR CONSTRUCTION



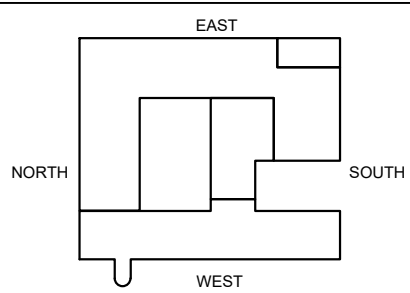
SPECIFIC NOTES:

All existing centerlines are denoted as Ex-
All new centerlines are denoted as

GENERAL NOTES :

- All dimensions are in mm, unless specified.
- All electrical wiring to be concealed in walls and slabs.
- Any change in conduit layout as per site condition to be approved by electrical consultant/ architect.
- Contractor to take care that any conduit path shall not be blocked.
- Any make or material to be approved by electrical consultant/architect only.

KEY PLAN



LEGEND

(D) DOORS	DUCT CUT OUT
(W) WINDOWS	LEVELS
(V) VENTILATORS	SLOPE
(DS) DUCT SHUTTERS	EXISTING RCC
FF FIRE FIGHTING DUCT	PROPOSED RCC
AAC BLOCKWALL	

REVISIONS

NO	DATE	DESCRIPTION

PROJECT : OAB REDEVELOPMENT

CLIENT	: NLSIU
TITLE	: ELEVATIONS (WEST, EAST AND SOUTH)
DATE	24/12/2024
DRAWN	AD
PROJ. NO	AD/0123
CHECKED	IP
APPROVED	QD
SCALE	1:200@A1

PMO	: -
MUNICIPAL CONSULTANT	: -
STRUCTURAL CONSULTANT	: MANJUNATH & CO.
MEP CONSULTANT	: M&D BERL
LANDSCAPE CONSULTANT	: -
SUSTAINABILITY CONSULTANT	: M&D BERL
KITCHEN CONSULTANT	: -

DRG. NO

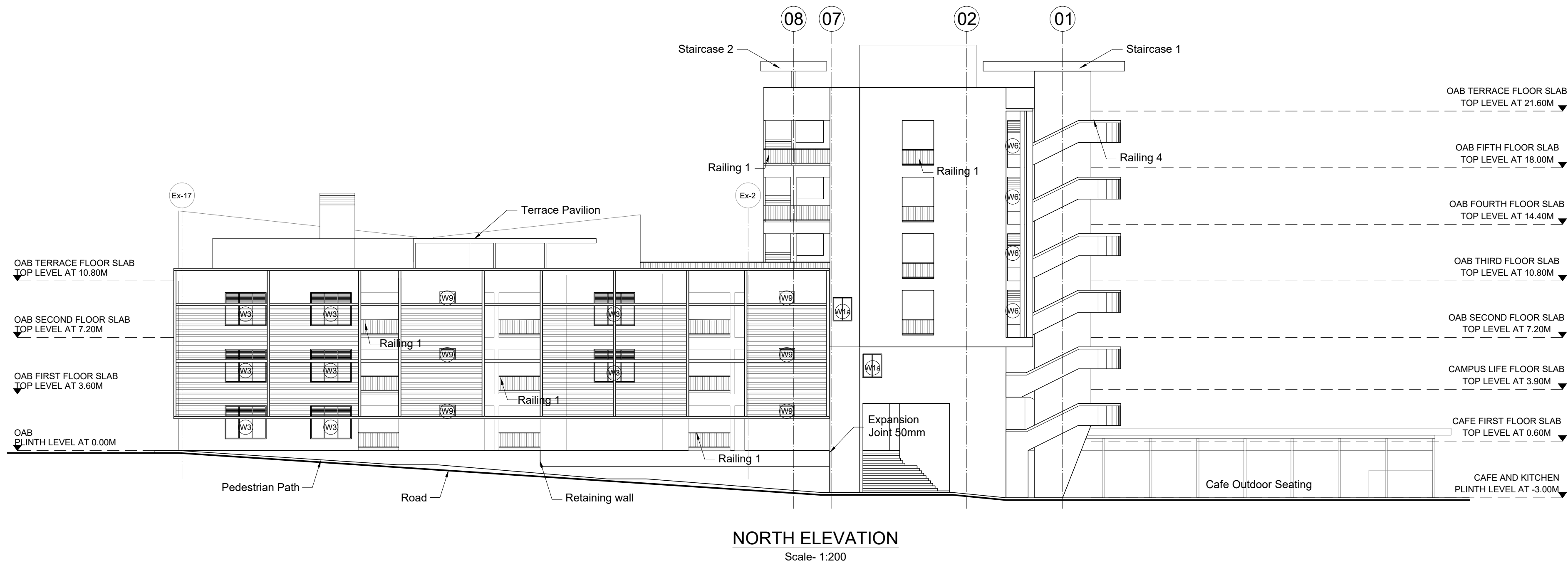
TD-A-304
(R-00)

NOTES

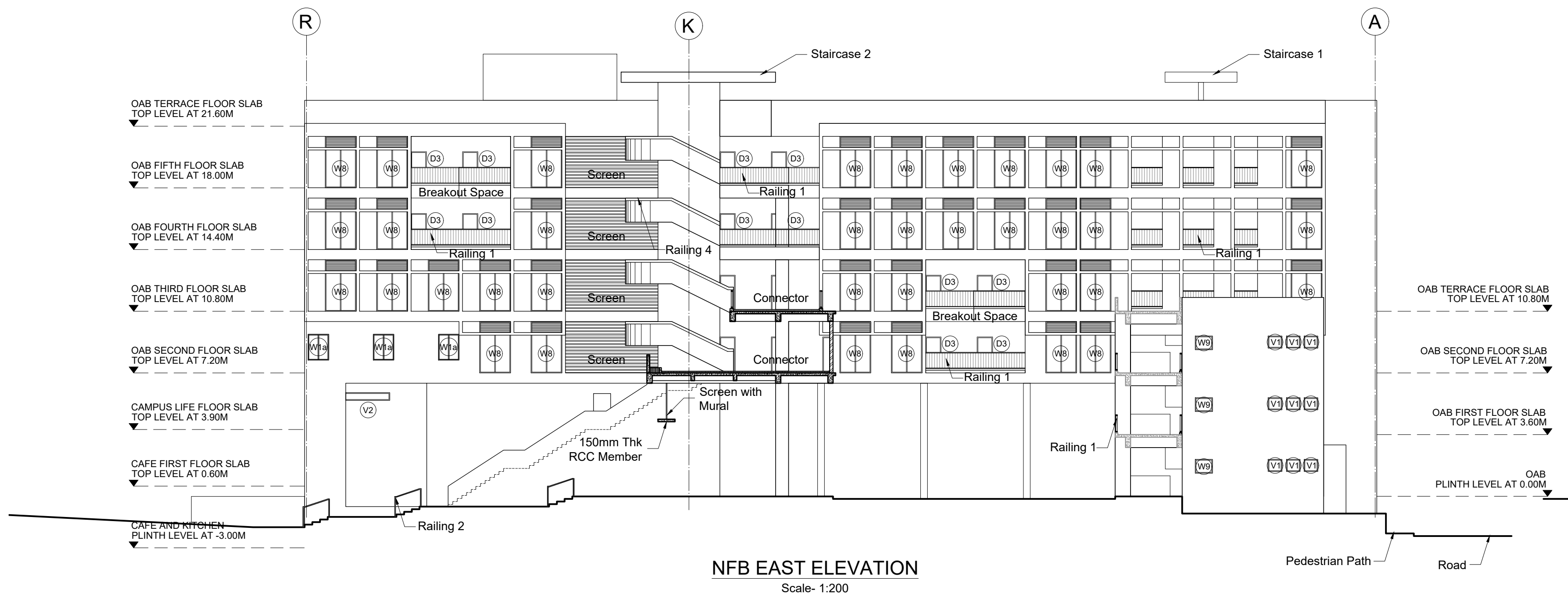
- FOR PLANS, REFER DWG NO. TD-A-201 TO TD-A-211.
- FOR DOOR, WINDOW, VENTILATOR AND DUCT SHUTTER SCHEDULE AND DETAILS, REFER DWG NO. TD-A-401 TO A-408.
- FOR STAIRCASE DETAILS, REFER DWG NO. TD-A-501 TO TD-A-504.

DCOOP
ARCHITECTURE DESIGN RESEARCH
UNIT NO. 109, SWASTIK CHAMBERS, S.G. BARVE MARG,
CHEMBUR, MUMBAI - 400071
TEL: 022 24708945 E-MAIL: mail@dcop.in WEB: www.dcoop.in

TENDER DRAWING
NOT FOR CONSTRUCTION





NORTH ELEVATION
Scale- 1:200



NFB EAST ELEVATION
Scale- 1:200

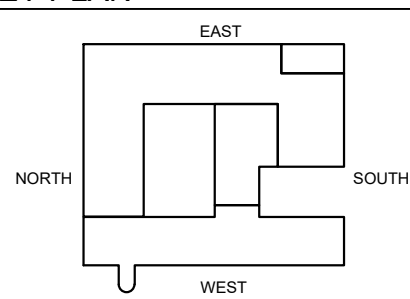
SPECIFIC NOTES:

All existing centerlines are denoted as 
All new centerlines are denoted as 

GENERAL NOTES :

- All dimensions are in mm, unless specified.
- All electrical wiring to be concealed in walls and slabs.
- Any change in conduit layout as per site condition to be approved by electrical consultant/ architect.
- Contractor to take care that any conduit path shall not be blocked.
- Any make or material to be approved by electrical consultant/architect only.

KEY PLAN



LEGEND

(D) DOORS	DUCT CUT OUT
(W) WINDOWS	LEVELS
(V) VENTILATORS	SLOPE
(DS) DUCT SHUTTERS	EXISTING RCC
FF FIRE FIGHTING DUCT	PROPOSED RCC
AAC BLOCKWALL	

REVISIONS

NO	DATE	DESCRIPTION

PROJECT : OAB REDEVELOPMENT
NLSIU, BENGALURU

CLIENT : NLSIU

TITLE : ELEVATIONS
(NORTH AND NFB EAST)

DATE	24/12/2024	CHECKED	IP
DRAWN	AD	APPROVED	QD
PROJ. NO	AD/0123	SCALE	1:200@A1

PMC	-
MUNICIPAL CONSULTANT	-
STRUCTURAL CONSULTANT	MANJUNATH & CO.
MEP CONSULTANT	M&D BERL
LANDSCAPE CONSULTANT	-
SUSTAINABILITY CONSULTANT	M&D BERL
KITCHEN CONSULTANT	-

DRG. NO

TD-A-305
(R-00)

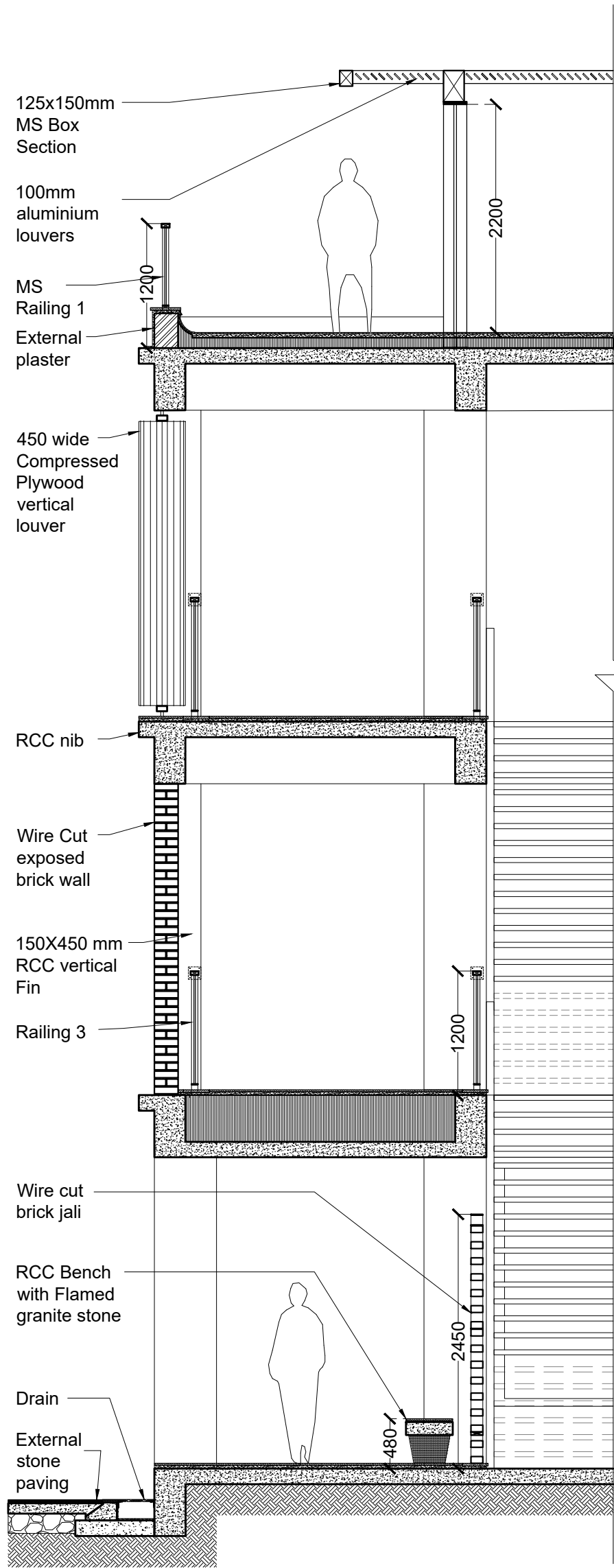
NOTES

- FOR PLANS, REFER DWG NO. TD-A-201 TO TD-A-211.
- FOR DOOR, WINDOW, VENTILATOR AND DUCT SHUTTER SCHEDULE AND DETAILS, REFER DWG NO. TD-A-401 TO A-408.
- FOR STAIRCASE DETAILS, REFER DWG NO. TD-A-501 TO TD-A-504.

DCOOP

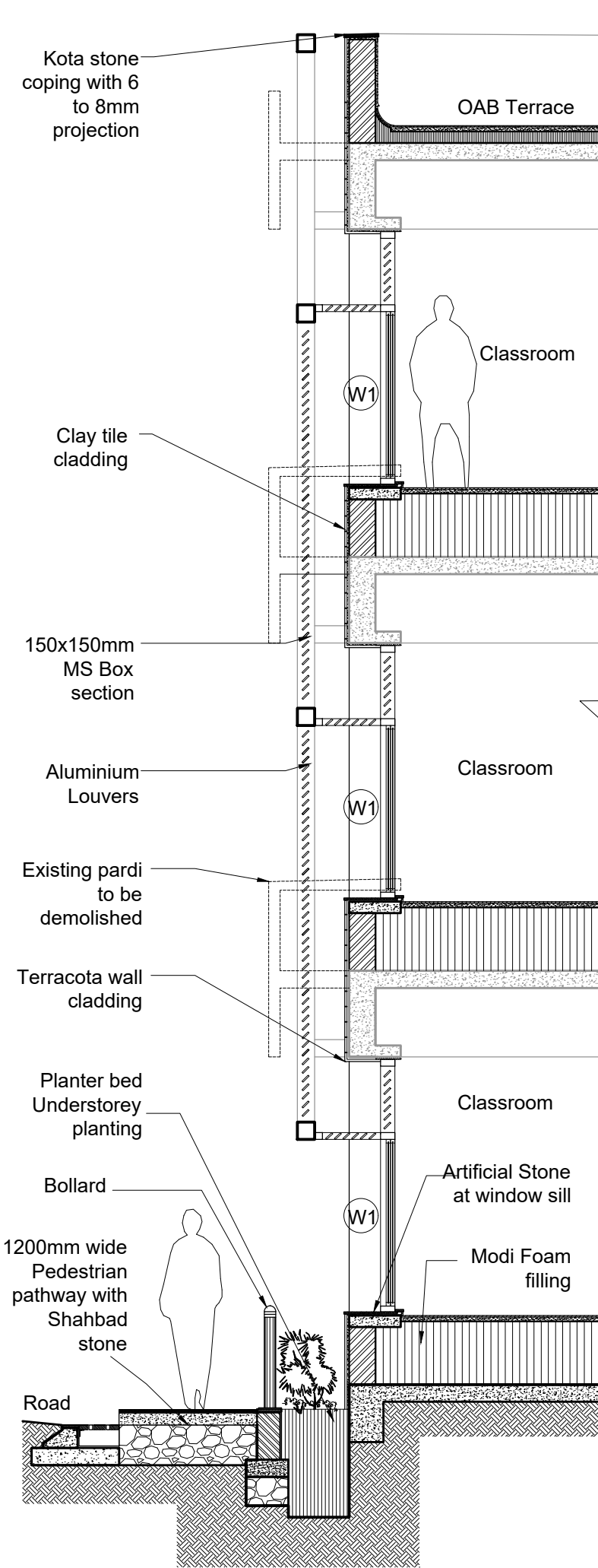
ARCHITECTURE DESIGN RESEARCH
UNIT NO. 109, SWASTIK CHAMBERS, S.G. BARVE MARG,
CHEMBUR, MUMBAI - 400071
TEL: 022 24708945 E-MAIL: mail@dcop.in WEB: www.dcoop.in

TENDER DRAWING
NOT FOR CONSTRUCTION



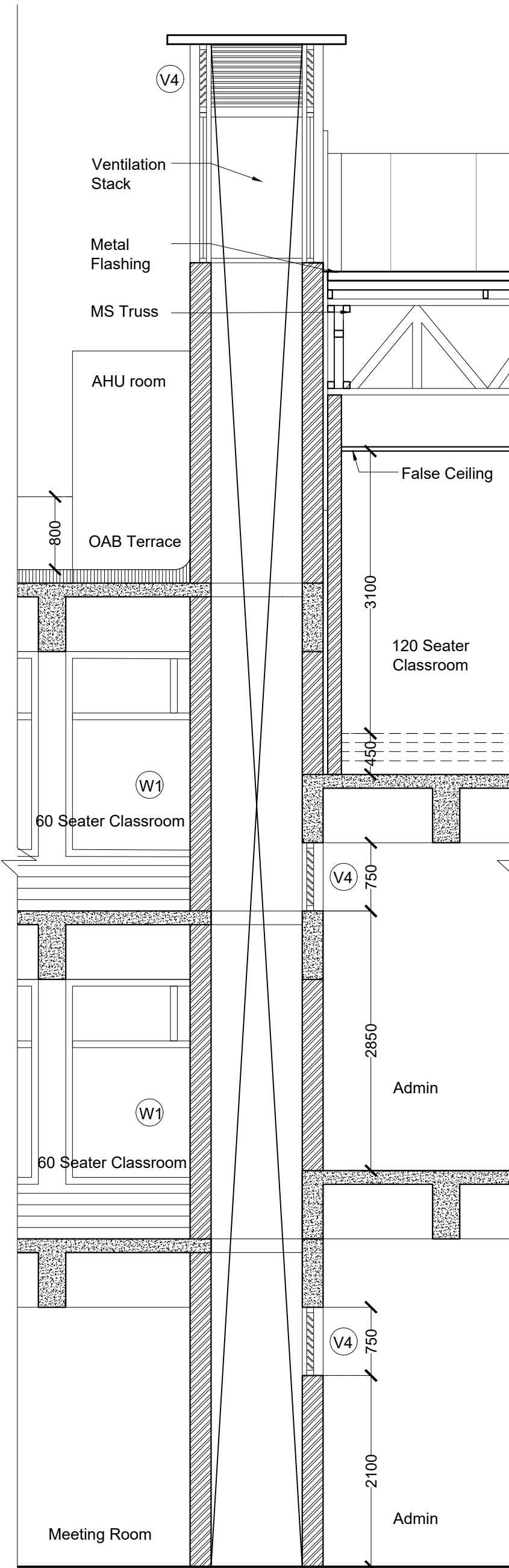
WALL SECTION 1 -

DETAIL THOROUGH FOYER
(Scale 1:50)



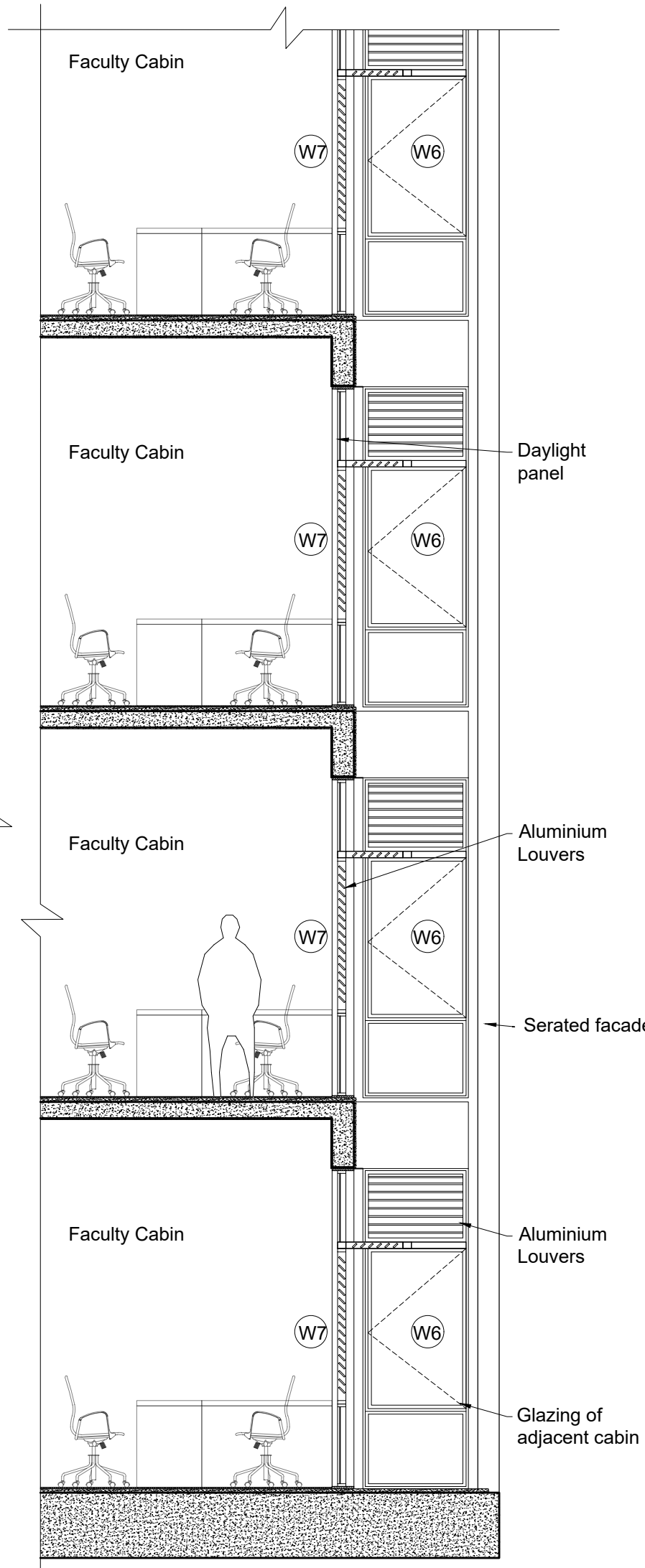
WALL SECTION 2 -

DETAIL OF EAST FACADE
(Scale 1:50)



WALL SECTION 3 -

DETAIL THROUGH VENTILATION STACK
(Scale 1:50)



WALL SECTION 4 -

WEST FACADE FACULTY CABIN
(Scale 1:50)

GENERAL NOTES

- THIS DRAWING IS THE SOLE PROPERTY OF DESIGN COOPERATIVE AND IS NOT TO BE COPIED OR USED WITHOUT PRIOR PERMISSION.
- ALL DIMENSIONS IN THE DRAWING ARE TO BE READ AND NOT TO BE MEASURED.
- ANY DISCREPANCY BETWEEN DRAWINGS SHOULD BE BROUGHT TO THE ARCHITECTS NOTICE.
- ALL DIMENSIONS AND LEVELS ARE FROM UNFINISHED SURFACES.
- ALL ELECTRICAL WIRING TO BE CONCEALED IN WALL AND SLABS.
- ALL PLUMBING PIPES SHOULD BE TAKEN WITHIN DUCTS OF THE BUILDINGS.
- EXTERIOR AND INTERIOR WALLS TO BE TAKEN AS 230MM THICK FOR OAB AND 200MM THK FOR NFB AAC BLOCK UNLESS SPECIFIED

NOTES

- FOR PLANS, REFER DWG NO. TD-A-201 TO TD-A-211.
- FOR SECTIONS AND ELEVATIONS, REFER DWG NO. TD-A-301 TO TD-A-305.
- FOR DOOR, WINDOW, VENTILATOR AND DUCT SHUTTER SCHEDULE AND DETAILS, REFER DWG NO. TD-A-401 TO A-408.
- FOR STAIRCASE DETAILS, REFER DWG NO. TD-A-501 TO TD-A-506.
- FOR FALSE CEILING DETAILS, REFER DWG NO. TD-A-601 TO TD-A-603.
- FOR FLOORING LAYOUT AND DETAILS, REFER DWG NO. TD-A-701 TO TD-A-711.
- FOR MISCELLANEOUS DETAILS, REFER DWG NO. TD-A-902 TO TD-A-908.

LEGEND

(D) DOORS	(X) DUCT CUT OUT
(W) WINDOWS	(S) LEVELS
(V) VENTILATORS	(SLOPE)
(DS) DUCT SHUTTERS	(EXISTING RCC)
FF FIRE FIGHTING DUCT	(PROPOSED RCC)
(AAC BLOCKWALL)	

REVISIONS

NO	DATE	DESCRIPTION

PROJECT : OAB REDEVELOPMENT,

NLSIU, BENGALURU

CLIENT : NLSIU

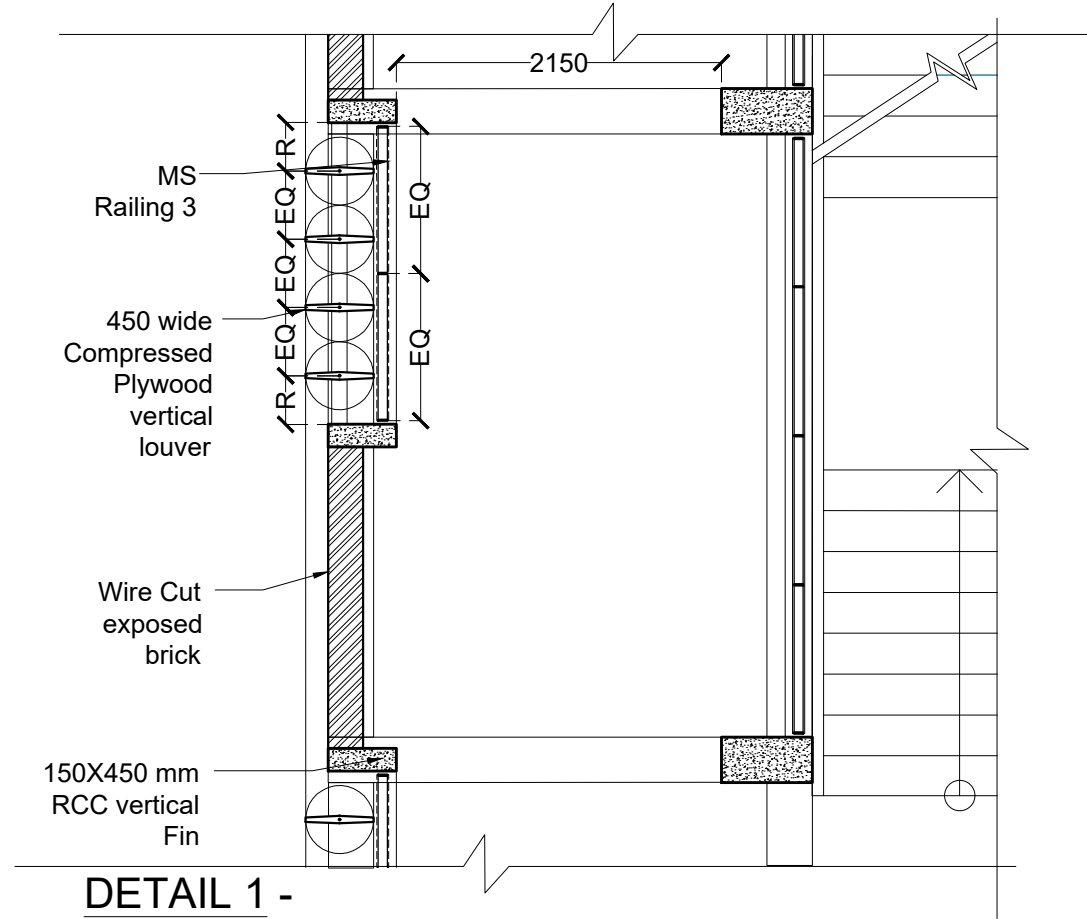
TITLE : WALL SECTIONS AND TYPICAL DETAILS

DATE	24/12/2024	CHECKED	IP
DRAWN	SF	APPROVED	QD
PROJ. NO	AD/0123	SCALE	1:50@A2

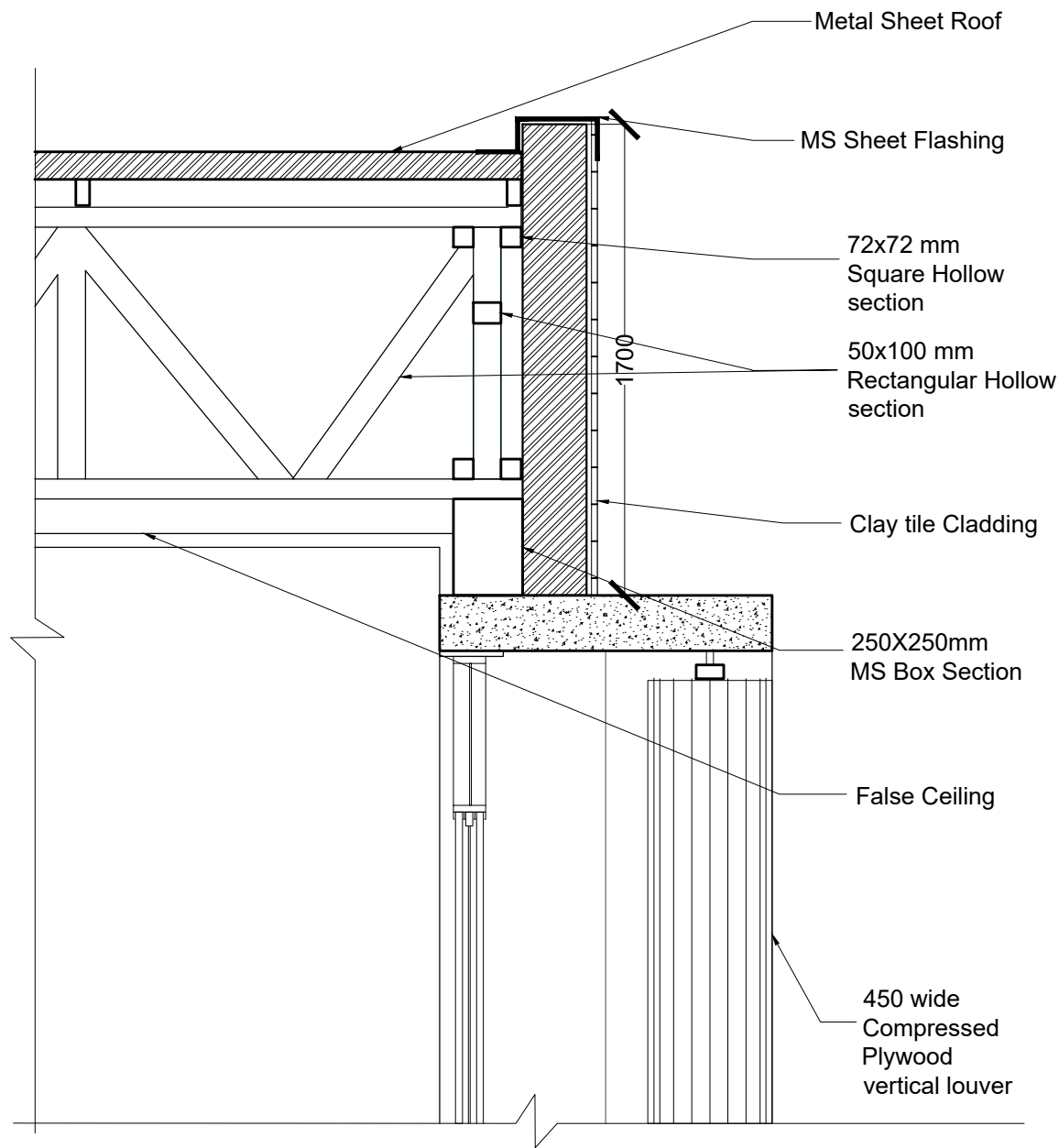
PMC	:-	DRG .NO
MUNICIPAL CONSULTANT	:-	TD-A-306-01
STRUCTURAL CONSULTANT	: MANJUNATH & CO	
MEP CONSULTANT	: McD BERL	
LANDSCAPE CONSULTANT	:-	
SUSTAINABILITY CONSULTANT	: McD BERL	

DCOOP
ARCHITECTURE.DESIGN RESEARCH
UNIT NO. 109, 1ST FLOOR, SWASTIK CHAMBERS, S.G.BARVE MARG,
CHEMBUR, MUMBAI - 400071
PH:+91 22 3515 4031 E-MAIL: mail@dcop.in

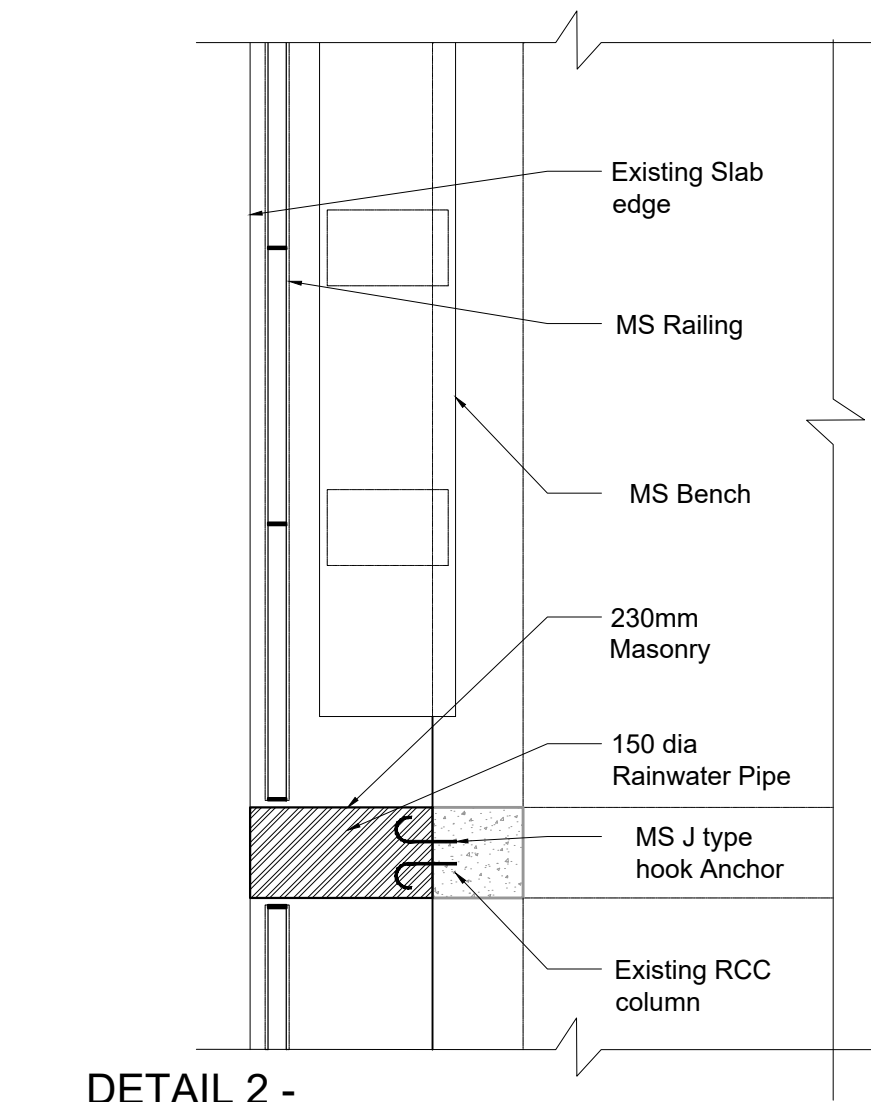
TENDER DRAWING
NOT FOR CONSTRUCTION



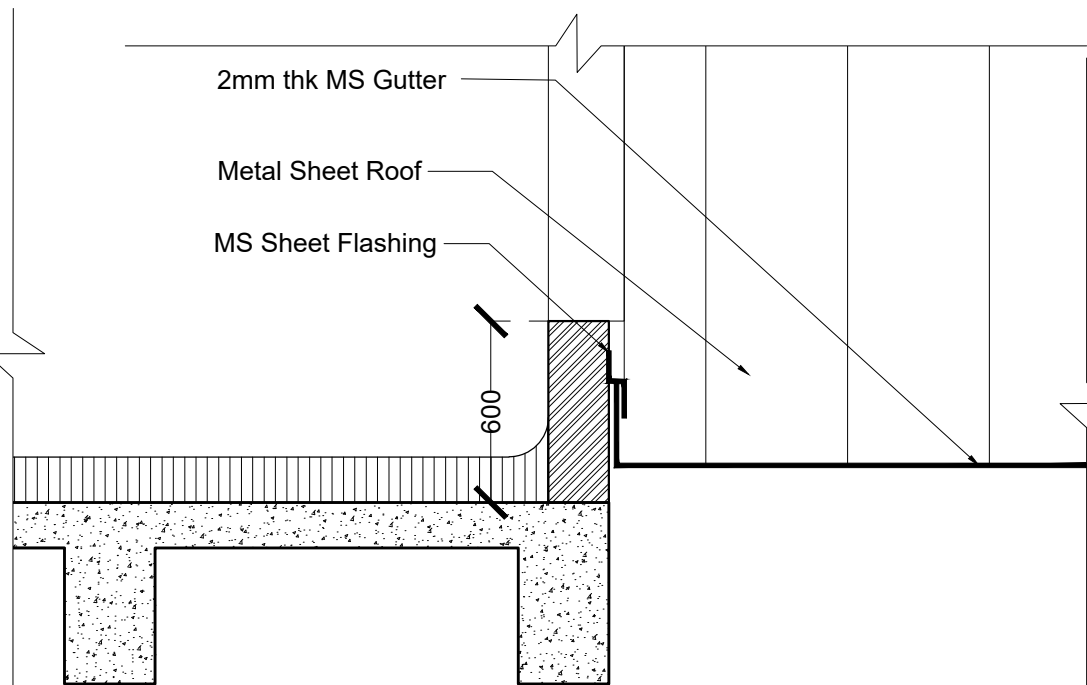
DETAIL 1 -
DETAIL THROUGH FOYER
(Scale 1:50)



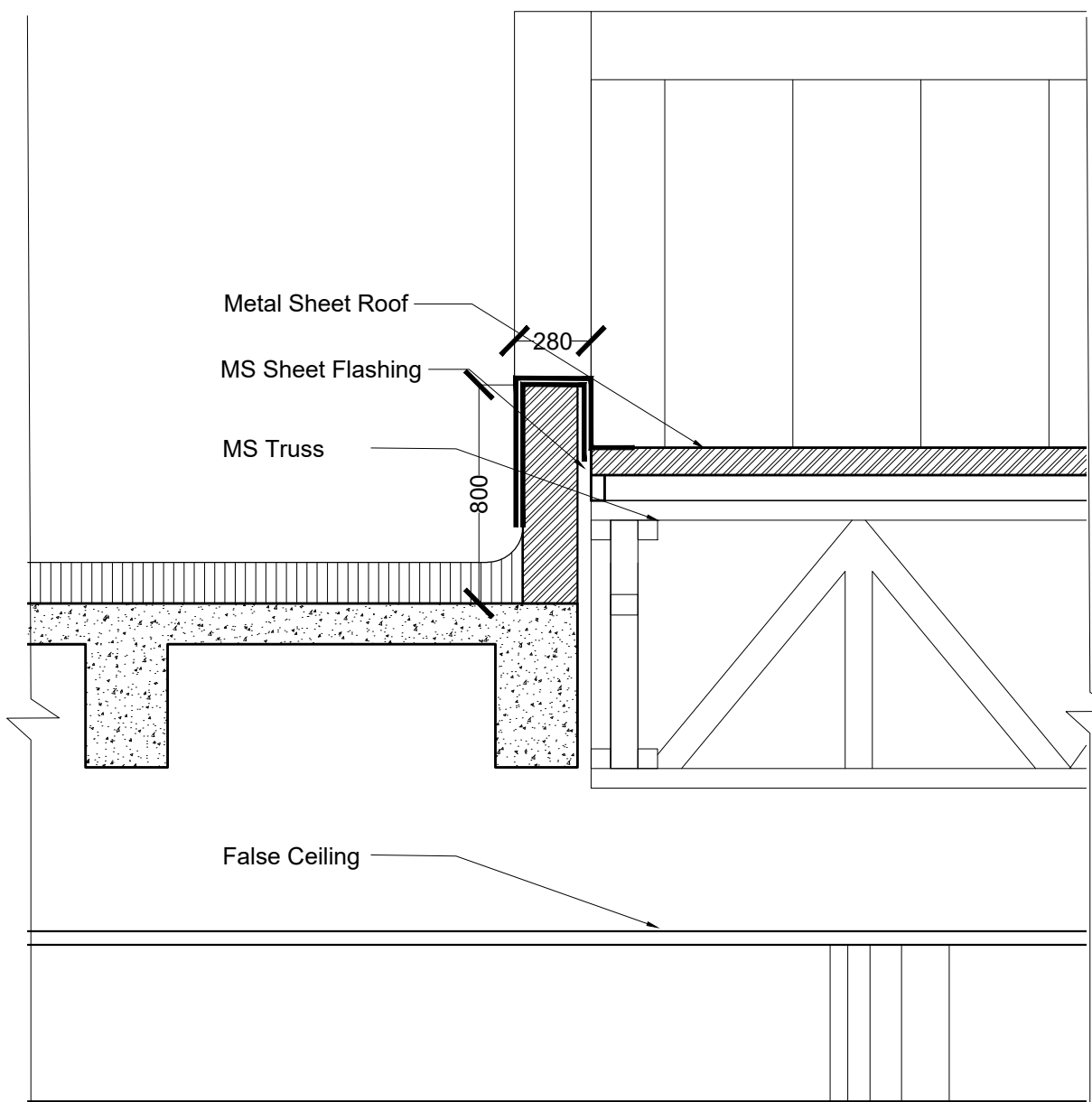
PART SECTION A -
DETAIL AT TRUSS ROOF JUNCTION
(Scale 1:25)



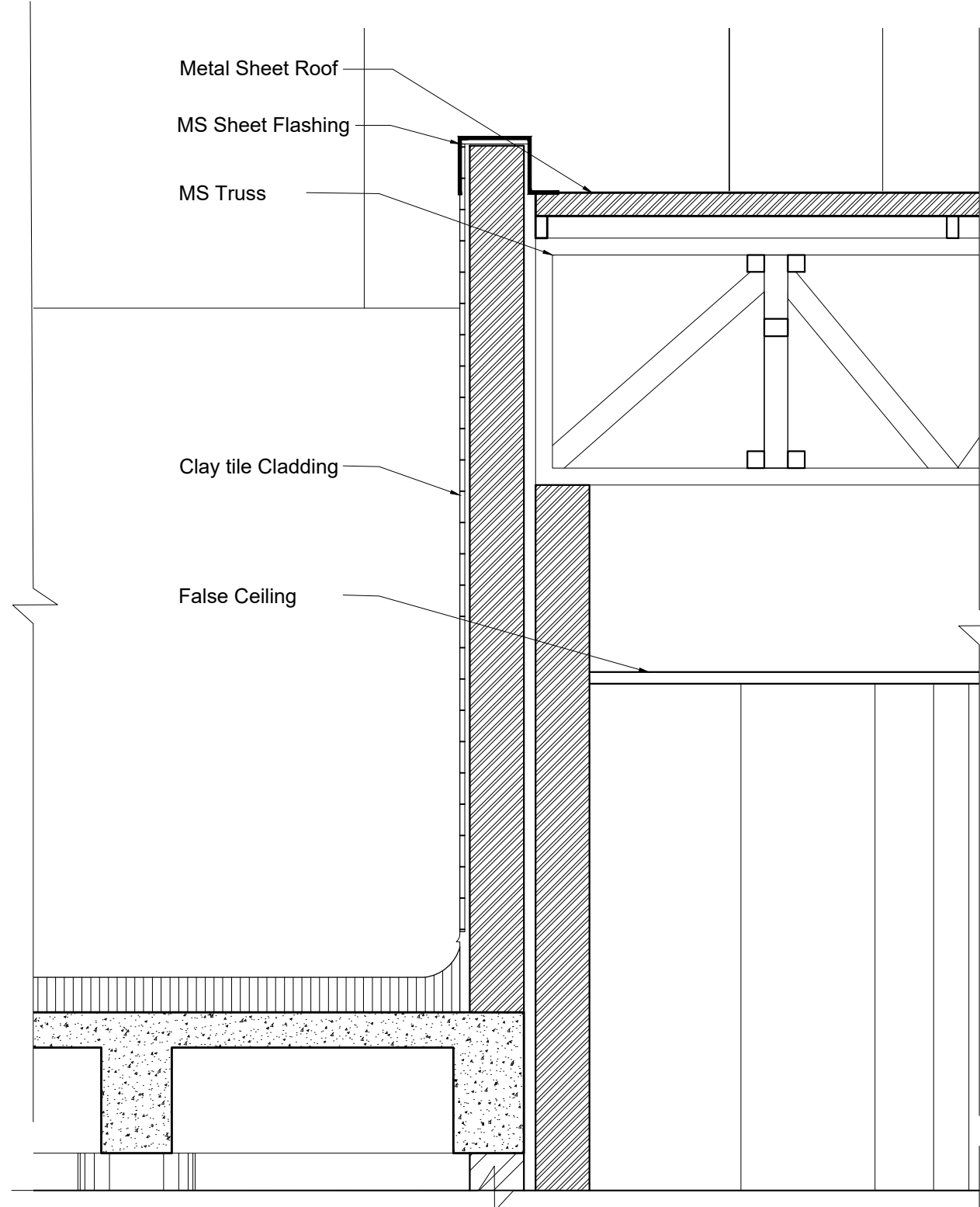
DETAIL 2 -
MASONRY EXTENSION AT COURTYARD
(Scale 1:25)



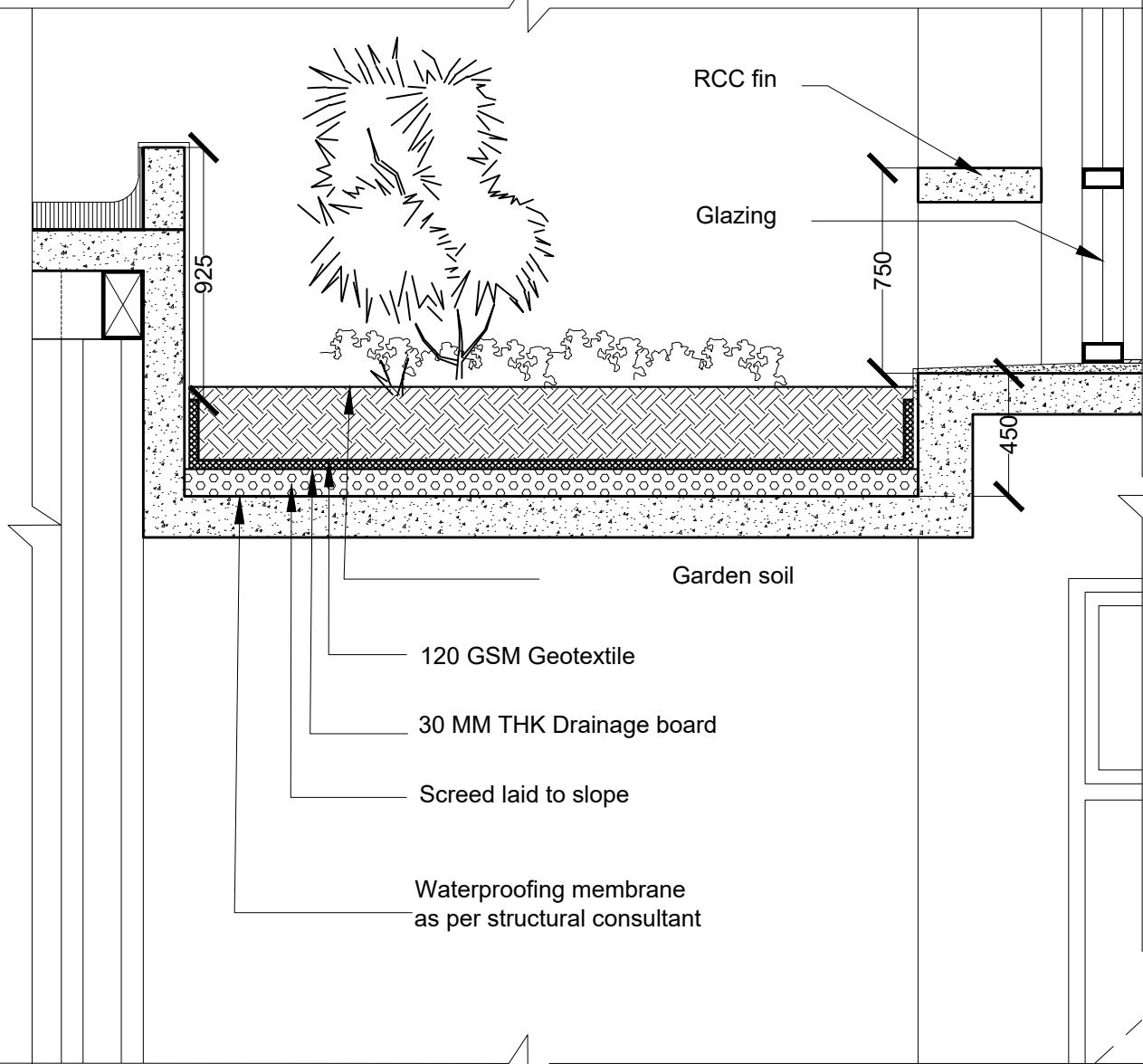
PART SECTION F -
DETAIL AT GUTTER
(Scale 1:25)



PART SECTION B -
DETAIL AT ROOF AND MUMTY JUNCTION
(Scale 1:25)



PART SECTION C -
DETAIL AT ROOF AND MUMTY JUNCTION
(Scale 1:25)



PART SECTION E -
DETAIL AT CAFE GREEN ROOF
(Scale 1:25)

GENERAL NOTES

- THIS DRAWING IS THE SOLE PROPERTY OF DESIGN COOPERATIVE AND IS NOT TO BE COPIED OR USED WITHOUT PRIOR PERMISSION.
- ALL DIMENSIONS IN THE DRAWING ARE TO BE READ AND NOT TO BE MEASURED.
- ANY DISCREPANCY BETWEEN DRAWINGS SHOULD BE BROUGHT TO THE ARCHITECTS NOTICE.
- ALL DIMENSIONS AND LEVELS ARE FROM UNFINISHED SURFACES.
- ALL ELECTRICAL WIRING TO BE CONCEALED IN WALL AND SLABS.
- ALL PLUMBING PIPES SHOULD BE TAKEN WITHIN DUCTS OF THE BUILDINGS.
- EXTERIOR AND INTERIOR WALLS TO BE TAKEN AS 230MM THICK FOR OAB AND 200MM THK FOR NFB AAC BLOCK UNLESS SPECIFIED

NOTES

- FOR PLANS, REFER DWG NO. TD-A-201 TO TD-A-211.
- FOR SECTIONS AND ELEVATIONS, REFER DWG NO. TD-A-301 TO TD-A-305.
- FOR DOOR, WINDOW, VENTILATOR AND DUCT SHUTTER SCHEDULE AND DETAILS, REFER DWG NO. TD-A-401 TO A-408.
- FOR STAIRCASE DETAILS, REFER DWG NO. TD-A-501 TO TD-A-506.
- FOR FALSE CEILING DETAILS, REFER DWG NO. TD-A-601 TO TD-A-603.
- FOR FLOORING LAYOUT AND DETAILS, REFER DWG NO. TD-A-701 TO TD-A-711.
- FOR MISCELLANEOUS DETAILS, REFER DWG NO. TD-A-902 TO TD-A-908.

LEGEND

(D) DOORS	DUCT CUT OUT
(W) WINDOWS	LEVELS
(V) VENTILATORS	SLOPE
(DS) DUCT SHUTTERS	EXISTING RCC
FF FIRE FIGHTING DUCT	PROPOSED RCC
AAC BLOCKWALL	

REVISIONS

NO	DATE	DESCRIPTION

PROJECT : OAB REDEVELOPMENT,
NLSIU, BENGALURU

CLIENT : NLSIU

TITLE : WALL SECTIONS AND
TYPICAL DETAILS

DATE	24/12/2024	CHECKED	IP
DRAWN	SF	APPROVED	QD
PROJ. NO	AD/0123	SCALE	VARIES@A2

PMC	:-	DRG .NO
MUNICIPAL CONSULTANT	:-	TD-A-306-02
STRUCTURAL CONSULTANT	: MANJUNATH & CO	
MEP CONSULTANT	: McD BERL	
LANDSCAPE CONSULTANT	:-	
SUSTAINABILITY CONSULTANT	: McD BERL	

DCOOP
ARCHITECTURE.DESIGN.RESEARCH
UNIT NO. 109, 1ST FLOOR, SWASTIK CHAMBERS, S.G.BARVE MARG,
CHEMBUR, MUMBAI - 400071
PH:+91 22 3515 4031 E-MAIL: mail@dc coop.in

TENDER DRAWING
NOT FOR CONSTRUCTION

DOOR, WINDOW, VENTILATOR & DUCT SHUTTER SCHEDULE & DETAILS

OAB REDEVELOPMENT, NLSIU, BENGALURU

Dec 2024

DOOR SCHEDULE :

NAME	SIZE (MM)	SILL LEVEL (MM)	BOTTOM OF LINTEL (MM)	GENERAL LOCATION	MAIN FRAME		SHUTTER		FRD/ Non FRD
					MATERIAL	FINISH	MATERIAL	FINISH	
D1	2400 X 2850	0	2850- UPTO BEAM BOTTOM	60 SEATER, 30 SEATER CLASSROOMS	GI FRAME	POWDER COATED	GI SHUTTER WITH FIXED GLASS	POWDER COATED	FRD
D1a	1800 X 2850	0	2850- UPTO BEAM BOTTOM	120 SEATER	GI FRAME	POWDER COATED	GI SHUTTER WITH FIXED GLASS	POWDER COATED	FRD
D2	1200 X 2100	0	2100	120 SEATER, HARKNESS LAYOUT, MOOT COURT, ADMIN LOUNGE	GI FRAME	POWDER COATED	GI SHUTTER WITH FIXED GLASS	POWDER COATED	FRD
D2a	1200 X 2100	0	2100	STORAGE, MAIN PANEL ROOM, SERVER ROOM, OAB TERRACE	GI FRAME	POWDER COATED	GI SHUTTER	POWDER COATED	FRD
D2b	1200 X 2100	0	2100	KITCHEN, OAB BASEMENT	GI FRAME	POWDER COATED	GI SHUTTER WITH FIXED GLASS	POWDER COATED	FRD
D3	900 X 2900	0	3000- UPTO BEAM BOTTOM	FACULTY CABIN	GI FRAME	POWDER COATED	FLUSH DOOR	LAMINATE	FRD
D4	900 X 2100	0	2100	COMMON TOILET MAIN DOOR	GI FRAME	POWDER COATED	FLUSH DOOR	LAMINATE	NON FRD
D5	2650 X 2850	0	2850- UPTO BEAM BOTTOM	ADMIN ENTRANCE	GI FRAME	POWDER COATED	GI SHUTTER WITH FIXED GLASS	POWDER COATED	FRD
D6	750 X 1850	0	1850	COMMON TOILET CUBICLE DOOR	ALUMINIUM	POWDER COATED	COMPRESSED BOARD	LAMINATE	NON FRD
D7	1000 X 2100	0	2100	UNIVERSAL TOILET MAIN DOOR	GI FRAME	POWDER COATED	FLUSH DOOR	LAMINATE	NON FRD
D8	3530 X 2100	0	2100	ENTRANCE LOBBY	-	-	WOODEN	LAMINATE	NON FRD
DS1	600 X 2100	200	2100	TOILET PLUMBING DUCT	ALUMINIUM	POWDER COATED	ALUMINIUM LOUVERS	POWDER COATED	FRD
DS2	750 X 2100	200	2100	TOILET PLUMBING DUCT	ALUMINIUM	POWDER COATED	ALUMINIUM LOUVERS	POWDER COATED	FRD
DS3	1270 X 2100	200	2100	ELECTRICAL DUCT	FIRE RETARDANT MS FRAME	POWDER COATED	FIRE RETARDANT MS SHUTTER	POWDER COATED	FRD
DS4	900 X 2100	200	2100	ELECTRICAL DUCT	FIRE RETARDANT MS FRAME	POWDER COATED	FIRE RETARDANT MS SHUTTER	POWDER COATED	FRD
DS5	600 X 2100	200	2100	FIRE DUCT	FIRE RETARDANT MS FRAME	POWDER COATED	FIRE RETARDANT MS SHUTTER	POWDER COATED	FRD

GENERAL NOTES
<div><div>■ THIS DRAWING IS THE SOLE PROPERTY OF DESIGN COOPERATIVE AND IS NOT TO BE COPIED OR USED WITHOUT PRIOR PERMISSION.</div><div>■ ALL DIMENSIONS IN THE DRAWING ARE TO BE READ AND NOT TO BE MEASURED.</div><div>■ ANY DISCREPANCY BETWEEN DRAWINGS SHOULD BE BROUGHT TO THE ARCHITECTS NOTICE.</div><div>■ ALL DIMENSIONS AND LEVELS ARE FROM UNFINISHED SURFACES.</div><div>■ ALL ELECTRICAL WIRING TO BE CONCEALED IN WALL AND SLABS</div><div>■ ALL PLUMBING PIPES SHOULD BE TAKEN WITHIN DUCTS OF THE BUILDINGS.</div><div>■ EXTERIOR AND INTERIOR WALLS TO BE TAKEN AS 230MM THICK FOR OAB AND 200MM THK FOR NFB AAC BLOCK UNLESS SPECIFIED</div></div>

NOTES
<div><div>■ ALL ALUMINIUM DOOR, WINDOW, VENTILATOR AND DUCT SHUTTER FRAME SECTIONS TO BE FINALIZED BY VENDOR.</div><div>■ ALL DOOR, WINDOW, VENTILATOR AND DUCT SHUTTER FRAME SECTIONS TO BE FINALIZED BY VENDOR.</div><div>■ THIS DRAWING SHOULD BE READ IN CONJUNCTION TO SCHEDULES TD-A-401-01 TO TD-A-403-02</div><div>■ FOR PLANS, REFER DWG NO. TD-A-201 TO TD-A-211.</div><div>■ FOR SECTIONS AND ELEVATIONS, REFER DWG NO. TD-A-301 TO TD-A-305.</div><div>■ FOR DOOR, WINDOW, VENTILATOR AND DUCT SHUTTER SCHEDULE AND DETAILS, REFER DWG NO. TD-A-401 TO A-408.</div><div>■ FOR STAIRCASE DETAILS, REFER DWG NO. TD-A-501 TO TD-A-506.</div><div>■ FOR FALSE CEILING DETAILS, REFER DWG NO. TD-A-601 to TD-A-603.</div><div>■ FOR FLOORING LAYOUT AND DETAILS, REFER DWG NO. TD-A-701 TO TD-A-711.</div><div>■ FOR MISCELLANEOUS DETAILS, REFER DWG NO. TD-A-902 TO TD-A-908.</div></div>

LEGEND
<div><div><div><div>Ⓓ</div>DOORS</div><div><div>Ⓢ</div>DUCT SHUTTER</div></div><div><div><div><div><div></div></div></div><div><div><div></div></div></div></div>AAC BLOCK WALL</div><div><div><div><div>Ⓦ</div>WINDOWS</div><div><div>Ⓥ</div>VENTILATORS</div></div><div><div><div><div><div></div></div></div><div><div><div></div></div></div></div>CONCRETE</div><div><div><div><div>Ⓥ</div>VENTILATORS</div><div><div>Ⓢ</div>DUCT SHUTTER</div></div><div><div><div><div><div></div></div></div><div><div><div></div></div></div></div>BRICK BAT COBA</div><div><div><div><div>g</div>GLASS</div><div><div>fg</div>FIXED GLASS</div></div><div><div><div><div></div></div></div><div><div><div></div></div></div></div>PART SECTIONS</div><div><div><div><div>MS GRILL</div></div></div></div></div></div></div>

REVISIONS		
NO	DATE	DESCRIPTION

PROJECT : OAB REDEVELOPMENT, NLSIU, BENGALURU			
CLIENT : NLSIU			
TITLE : DOOR SCHEDULE			
DATE	24/12/2024	CHECKED	IP
DRAWN	SF	APPROVED	QD
PROJ. NO	AD/0123	SCALE	NTS

STRUCTURAL CONSULTANT	: MANJUNATH & CO	DRG .NO
MEP CONSULTANT	: MGD BERL	TD-A-401
SUSTAINABILITY CONSULTANT	: MGD BERL	
LANDSCAPE CONSULTANT	:	

DCOOP ARCHITECTURE DESIGN RESEARCH	
UNIT NO. 109, 1ST FLOOR, SHWASTIK CHAMBERS, S.G.BARVE MARG, CHEMBUR, MUMBAI - 400071 PH:+91 22 3515 4031 E-MAIL: mail@dcoop.in	

TENDER DRAWING NOT FOR CONSTRUCTION

WINDOW SCHEDULE :

NO.	SIZE (MM)	SILL LEVEL (MM)	BTM. OF LINTEL (MM)	POSITION OF WINDOW IN OPENING	GENERAL LOCATION	MAIN FRAME		SHUTTER	
						MATERIAL	FINISH	TYPE	FINISH/INFILL
W1	1200 X 2250	600	2850 - UPTO BEAM BOTTOM	50MM FROM INSIDE	ADMIN, 60 SEATER CLASSROOMS.	ALUMINIUM	ANODIZED	TOP - LOUVERED VENTILATOR BOTTOM - 3 TRACK SLIDING WITH MOSQUITO MESH	6MM TOUGHENED CLEAR GLASS
W1a	1200 X 1500	900	2400	50MM FROM INSIDE	NEW FACULTY BLOCK - CAMPUS LIFE CABIN, LAST FACULTY CABIN, MULTIPURPOSE ROOM	ALUMINIUM	ANODIZED	BOTTOM - 3 TRACK SLIDING WITH MOSQUITO MESH	6MM TOUGHENED CLEAR GLASS
W2	1800 X 2250	600	2850 - UPTO BEAM BOTTOM	50MM FROM INSIDE	30 SEATER CLASSROOMS, 60 SEATER CLASSROOMS.	ALUMINIUM	ANODIZED	TOP - LOUVERED VENTILATOR BOTTOM - 3 TRACK SLIDING WITH MOSQUITO MESH	6MM TOUGHENED CLEAR GLASS
W2a	1800 X 2100	900	3000 - UPTO BEAM BOTTOM	50MM FROM INSIDE	60 SEATER CLASSROOMS (NEAR FOYER). ADMIN LOUNGE, PACE	ALUMINIUM	ANODIZED	TOP - LOUVERED VENTILATOR BOTTOM - 3 TRACK SLIDING WITH MOSQUITO MESH	6MM TOUGHENED CLEAR GLASS
W3	2600 X 2250	600	2850 - UPTO BEAM BOTTOM	50MM FROM INSIDE	60 SEATER CLASSROOMS, HARCKNESS LAYOUT CLASSROOMS	ALUMINIUM	ANODIZED	TOP - LOUVERED VENTILATOR BOTTOM - 4 TRACK SLIDING WITH MOSQUITO MESH	6MM TOUGHENED CLEAR GLASS
W3a	2600 X 2100	600	2700	50MM FROM INSIDE	VIP WAITING, REGISTRAR CABIN	ALUMINIUM	ANODIZED	TOP - LOUVERED VENTILATOR BOTTOM - 4 TRACK SLIDING WITH MOSQUITO MESH	6MM TOUGHENED CLEAR GLASS
W4	1800 X 2250	600	2850 - UPTO BEAM BOTTOM	50MM FROM INSIDE	30 SEATER CLASSROOMS, 60 SEATER CLASSROOMS	ALUMINIUM	ANODIZED	TOP - FIXED GLASS SIDE - LOUVERED VENTILATOR BOTTOM - 3 TRACK SLIDING WITH MOSQUITO MESH	6MM TOUGHENED CLEAR GLASS
W5	1350 X 2100	600	2700	50MM FROM INSIDE	ADMIN CABINS, VIP WAITING ROOM	ALUMINIUM	ANODIZED	TOP - LOUVERED VENTILATOR BOTTOM - 3 TRACK SLIDING WITH MOSQUITO MESH	6MM TOUGHENED CLEAR GLASS

GENERAL NOTES
<div><div>■ THIS DRAWING IS THE SOLE PROPERTY OF DESIGN COOPERATIVE AND IS NOT TO BE COPIED OR USED WITHOUT PRIOR PERMISSION.</div><div>■ ALL DIMENSIONS IN THE DRAWING ARE TO BE READ AND NOT TO BE MEASURED.</div><div>■ ANY DISCREPANCY BETWEEN DRAWINGS SHOULD BE BROUGHT TO THE ARCHITECTS NOTICE.</div><div>■ ALL DIMENSIONS AND LEVELS ARE FROM UNFINISHED SURFACES.</div><div>■ ALL ELECTRICAL WIRING TO BE CONCEALED IN WALL AND SLABS.</div><div>■ ALL PLUMBING PIPES SHOULD BE TAKEN WITHIN DUCTS OF THE BUILDINGS.</div><div>■ EXTERIOR AND INTERIOR WALLS TO BE TAKEN AS 230MM THICK FOR OAB AND 200MM THK FOR NFB AAC BLOCK UNLESS SPECIFIED</div></div>

NOTES
<div><div>■ ALL ALUMINIUM DOOR, WINDOW, VENTILATOR AND DUCT SHUTTER FRAME SECTIONS TO BE FINALIZED BY VENDOR.</div><div>■ ALL DOOR, WINDOW, VENTILATOR AND DUCT SHUTTER FRAME SECTIONS TO BE FINALIZED BY VENDOR.</div><div>■ THIS DRAWING SHOULD BE READ IN CONJUNCTION TO SCHEDULES TD-A-401-01 TO TD-A-403-02</div><div>■ FOR PLANS, REFER DWG NO. TD-A-201 TO TD-A-211.</div><div>■ FOR SECTIONS AND ELEVATIONS, REFER DWG NO. TD-A-301 TO TD-A-305.</div><div>■ FOR DOOR, WINDOW, VENTILATOR AND DUCT SHUTTER SCHEDULE AND DETAILS, REFER DWG NO. TD-A-401 TO A-408.</div><div>■ FOR STAIRCASE DETAILS, REFER DWG NO. TD-A-501 TO TD-A-506.</div><div>■ FOR FALSE CEILING DETAILS, REFER DWG NO. TD-A-601 to TD-A-603.</div><div>■ FOR FLOORING LAYOUT AND DETAILS, REFER DWG NO. TD-A-701 TO TD-A-711.</div><div>■ FOR MISCELLANEOUS DETAILS, REFER DWG NO. TD-A-902 TO TD-A-908.</div></div>

LEGEND
<div><div><div><div>Ⓓ</div>DOORS</div><div><div>Ⓢ</div>WINDOWS</div><div><div>Ⓥ</div>VENTILATORS</div><div><div>ⒹS</div>DUCT SHUTTER</div><div><div>g</div>GLASS</div><div><div>fg</div>FIXED GLASS</div></div><div><div><div><div></div></div>AAC BLOCK WALL</div><div><div><div></div></div>CONCRETE</div><div><div><div></div></div>BRICK BAT COBA</div><div><div><div></div></div>PART SECTIONS</div><div><div><div></div></div>MS GRILL</div></div></div>

REVISIONS		
NO	DATE	DESCRIPTION

PROJECT : OAB REDEVELOPMENT, NLSIU, BENGALURU			
CLIENT : NLSIU			
TITLE : WINDOW SCHEDULE			
DATE	24/12/2024	CHECKED	IP
DRAWN	SF	APPROVED	QD
PROJ. NO	AD/0123	SCALE	NTS

PMC :-	DRG .NO
MUNICIPAL CONSULTANT :-	TD-A-402-01
STRUCTURAL CONSULTANT : MANJUNATH & CO	
MEP CONSULTANT : McD BERL	
LANDSCAPE CONSULTANT :-	
SUSTAINABILITY CONSULTANT : McD BERL	

DCOOP ARCHITECTURE.DESIGN.RESEARCH	
UNIT NO. 109, 1ST FLOOR, SWASTIK CHAMBERS, S.G.BARVE MARG, CHEMBUR, MUMBAI - 400071 PH:+91 22 3515 4031 E-MAIL: mail@dcoop.in	

TENDER DRAWING NOT FOR CONSTRUCTION

WINDOW SCHEDULE :

NO.	SIZE (MM)	SILL LEVEL (MM)	BTM. OF LINTEL (MM)	POSITION OF WINDOW IN OPENING	GENERAL LOCATION	MAIN FRAME		SHUTTER	
						MATERIAL	FINISH	TYPE	FINISH/INFILL
W6	970 X 3000	0	3000 - UPTO BEAM BOTTOM	50MM FROM INSIDE	NEW FACULTY BLOCK	ALUMINIUM	ANODIZED	TOP - LOUVERED VENTILATOR	6MM TOUGHENED CLEAR GLASS
								MIDDLE - OPENABLE WITH MOSQUITO MESH	
								BOTTOM - FIXED GLASS	
W7	750 X 3000	0	3000 - UPTO BEAM BOTTOM	50MM FROM INSIDE	NEW FACULTY BLOCK	ALUMINIUM	ANODIZED	TOP - FIXED GLASS	6MM TOUGHENED CLEAR GLASS
								MIDDLE - LOUVERED FIXED	
								BOTTOM - FIXED GLASS	
W8	1800 X 3000	0	3000 - UPTO BEAM BOTTOM	50MM FROM INSIDE	NEW FACULTY BLOCK	ALUMINIUM	ANODIZED	TOP - LOUVERED FIXED	6MM TOUGHENED CLEAR GLASS
								MIDDLE - 3 TRACK SLIDING WITH MOSQUITO MESH	
								BOTTOM - FIXED GLASS	
W9	1000 X 800	1350	2150	50MM FROM INSIDE	COMMON TOILETS-2,3, JANITOR,MAIN PANEL ROOM, ALLIED STAFF ROOM	ALUMINIUM	ANODIZED	OPENABLE TOP HUNG	6MM TOUGHENED CLEAR GLASS

VENTILATOR SCHEDULE :

NO.	SIZE (MM)	SILL LEVEL (MM)	BTM. OF LINTEL (MM)	POSITION OF WINDOW IN OPENING	GENERAL LOCATION	MAIN FRAME		SHUTTER	
						MATERIAL	FINISH	TYPE	FINISH/INFILL
V1	800 X 700	1450	2150	50MM FROM INSIDE	COMMON TOILET 2,3, VC & REGISTRAR CABIN TOILET NEW FACULTY BLOCK - TOILET 1 WC CUBICLES	ALUMINIUM	ANODIZED	GLASS LOUVERS	4MM WIRED GLASS
V2	3000 X 450	1700	2150	50MM FROM INSIDE	COMMON TOILET 3	ALUMINIUM	ANODIZED	GLASS LOUVERS	4MM WIRED GLASS
V3	1200 X 450	1700	2150	50MM FROM INSIDE	60 SEATER CLASSROOMS ADMIN	ALUMINIUM	ANODIZED	ALUMINIUM LOUVERS	POWDER COATED
V4	800 X 700	-	-	50MM FROM INSIDE	ADMIN	ALUMINIUM	ANODIZED	ALUMINIUM LOUVERS	POWDER COATED

GENERAL NOTES
<div><div>■ THIS DRAWING IS THE SOLE PROPERTY OF DESIGN COOPERATIVE AND IS NOT TO BE COPIED OR USED WITHOUT PRIOR PERMISSION.</div><div>■ ALL DIMENSIONS IN THE DRAWING ARE TO BE READ AND NOT TO BE MEASURED.</div><div>■ ANY DISCREPANCY BETWEEN DRAWINGS SHOULD BE BROUGHT TO THE ARCHITECTS NOTICE.</div><div>■ ALL DIMENSIONS AND LEVELS ARE FROM UNFINISHED SURFACES.</div><div>■ ALL ELECTRICAL WIRING TO BE CONCEALED IN WALL AND SLABS.</div><div>■ ALL PLUMBING PIPES SHOULD BE TAKEN WITHIN DUCTS OF THE BUILDINGS.</div><div>■ EXTERIOR AND INTERIOR WALLS TO BE TAKEN AS 230MM THICK FOR OAB AND 200MM THK FOR NFB AAC BLOCK UNLESS SPECIFIED</div></div>

NOTES
<div><div>■ ALL ALUMINIUM DOOR, WINDOW, VENTILATOR AND DUCT SHUTTER FRAME SECTIONS TO BE FINALIZED BY VENDOR.</div><div>■ ALL DOOR, WINDOW, VENTILATOR AND DUCT SHUTTER FRAME SECTIONS TO BE FINALIZED BY VENDOR.</div><div>■ THIS DRAWING SHOULD BE READ IN CONJUNCTION TO SCHEDULES TD-A-401-01 TO TD-A-403-02</div><div>■ FOR PLANS, REFER DWG NO. TD-A-201 TO TD-A-211.</div><div>■ FOR SECTIONS AND ELEVATIONS, REFER DWG NO. TD-A-301 TO TD-A-305.</div><div>■ FOR DOOR, WINDOW, VENTILATOR AND DUCT SHUTTER SCHEDULE AND DETAILS, REFER DWG NO. TD-A-401 TO A-408.</div><div>■ FOR STAIRCASE DETAILS, REFER DWG NO. TD-A-501 TO TD-A-506.</div><div>■ FOR FALSE CEILING DETAILS, REFER DWG NO. TD-A-601 to TD-A-603.</div><div>■ FOR FLOORING LAYOUT AND DETAILS, REFER DWG NO. TD-A-701 TO TD-A-711.</div><div>■ FOR MISCELLANEOUS DETAILS, REFER DWG NO. TD-A-902 TO TD-A-908.</div></div>

LEGEND
<div><div><div><div>D</div>DOORS</div><div><div>W</div>WINDOWS</div><div><div>V</div>VENTILATORS</div><div><div>DS</div>DUCT SHUTTER</div><div><div>g</div>GLASS</div><div><div>fg</div>FIXED GLASS</div></div><div><div><div><div></div></div>AAC BLOCK WALL</div><div><div><div></div></div>CONCRETE</div><div><div><div></div></div>BRICK BAT COBA</div><div><div><div></div></div>PART SECTIONS</div><div><div><div></div></div>MS GRILL</div></div></div>

REVISIONS		
NO	DATE	DESCRIPTION

PROJECT : OAB REDEVELOPMENT, NLSIU, BENGALURU			
CLIENT : NLSIU			
TITLE : WINDOW, VENTILATOR SCHEDULE			
DATE	24/12/2024	CHECKED	IP
DRAWN	SF	APPROVED	QD
PROJ. NO	AD/0123	SCALE	NTS

PMC	: -	DRG .NO
MUNICIPAL CONSULTANT	: -	
STRUCTURAL CONSULTANT	: MANJUNATH & CO	TD-A-402-02
MEP CONSULTANT	: McD BERL	
LANDSCAPE CONSULTANT	: -	
SUSTAINABILITY CONSULTANT	: McD BERL	

DCOOP ARCHITECTURE DESIGN RESEARCH	
UNIT NO. 109, 1ST FLOOR, SWASTIK CHAMBERS, S.G.BARVE MARG, CHEMBUR, MUMBAI - 400071 Ph:+91 22 3515 4031 E-MAIL: mail@dcoop.in	

GLAZING SCHEDULE :

NO.	SIZE (MM)	SILL LEVEL (MM)	BTM. OF LINTEL (MM)	POSITION OF WINDOW IN OPENING	GENERAL LOCATION	MAIN FRAME		SHUTTER	
						MATERIAL	FINISH	TYPE	FINISH/INFILL
G1	1800 X 2900	450	2900	50MM FROM INSIDE	120 SEATER CLASROOM	ALUMINIUM	ANODIZED	TOP -FIXED GLASS BOTTOM - 3 TRACK SLIDING WITH MOSQUITO MESH	6MM TOUGHENED CLEAR GLASS
G1a	2800 X 2900	450	2900	50MM FROM INSIDE	120 SEATER CLASROOM	ALUMINIUM	ANODIZED	TOP -FIXED GLASS BOTTOM - 3 TRACK SLIDING WITH MOSQUITO MESH	6MM TOUGHENED CLEAR GLASS
G1b	2425 X 2900	450	2900	50MM FROM INSIDE	120 SEATER CLASROOM	ALUMINIUM	ANODIZED	TOP -FIXED GLASS BOTTOM - 3 TRACK SLIDING WITH MOSQUITO MESH	6MM TOUGHENED CLEAR GLASS
G1c	3090 X 2900	450	2900	50MM FROM INSIDE	120 SEATER CLASROOM	ALUMINIUM	ANODIZED	TOP -FIXED GLASS BOTTOM - 3 TRACK SLIDING WITH MOSQUITO MESH	6MM TOUGHENED CLEAR GLASS
G2	2425 X 2850	0	2850	50MM FROM INSIDE	ALUMNI OFFICE	ALUMINIUM	ANODIZED	TOP -FIXED GLASS BOTTOM - 3 TRACK SLIDING WITH MOSQUITO MESH	6MM TOUGHENED CLEAR GLASS
G2a	3090 X 2850	0	2850	50MM FROM INSIDE	ALUMNI OFFICE	ALUMINIUM	ANODIZED	TOP -FIXED GLASS BOTTOM - 3 TRACK SLIDING WITH MOSQUITO MESH	6MM TOUGHENED CLEAR GLASS
G2b	2950 X 2900	0	2850	50MM FROM INSIDE	ALUMNI OFFICE	ALUMINIUM	ANODIZED	TOP -FIXED GLASS BOTTOM - 3 TRACK SLIDING WITH MOSQUITO MESH	6MM TOUGHENED CLEAR GLASS
G2c	2800 X 2900	0	2850	50MM FROM INSIDE	ALUMNI OFFICE	ALUMINIUM	ANODIZED	TOP -FIXED GLASS BOTTOM - 3 TRACK SLIDING WITH MOSQUITO MESH	6MM TOUGHENED CLEAR GLASS
G3	5750 X 3600	0	-	50MM FROM INSIDE	CAFE- GROUND FLOOR	ALUMINIUM	ANODIZED	TOP -ALUMINIUM LOUVERS BOTTOM - FIXED GLASS AND SHUTTERS	6MM TOUGHENED CLEAR GLASS
G4	18000 X 6000	0	-	50MM FROM INSIDE	CAFE- LOWER GROUND FLOOR	ALUMINIUM	ANODIZED	TOP -FIXED GLASS BOTTOM - FIXED GLASS AND SHUTTERS	6MM TOUGHENED CLEAR GLASS
G5	4500 X 2100	600	2700	50MM FROM INSIDE	ALUMNI OFFICE	ALUMINIUM	ANODIZED	TOP -ALUMINIUM LOUVERS BOTTOM - 5 TRACK SLIDING WITH MOSQUITO MESH	POWDER COATED 6MM TOUGHENED CLEAR GLASS

GENERAL NOTES
<div><div>■ THIS DRAWING IS THE SOLE PROPERTY OF DESIGN COOPERATIVE AND IS NOT TO BE COPIED OR USED WITHOUT PRIOR PERMISSION.</div><div>■ ALL DIMENSIONS IN THE DRAWING ARE TO BE READ AND NOT TO BE MEASURED.</div><div>■ ANY DISCREPANCY BETWEEN DRAWINGS SHOULD BE BROUGHT TO THE ARCHITECTS NOTICE.</div><div>■ ALL DIMENSIONS AND LEVELS ARE FROM UNFINISHED SURFACES.</div><div>■ ALL ELECTRICAL WIRING TO BE CONCEALED IN WALL AND SLABS.</div><div>■ ALL PLUMBING PIPES SHOULD BE TAKEN WITHIN DUCTS OF THE BUILDINGS.</div><div>■ EXTERIOR AND INTERIOR WALLS TO BE TAKEN AS 230MM THICK FOR OAB AND 200MM THK FOR NFB AAC BLOCK UNLESS SPECIFIED</div></div>

NOTES
<div><div>■ ALL ALUMINIUM DOOR, WINDOW, VENTILATOR AND DUCT SHUTTER FRAME SECTIONS TO BE FINALIZED BY VENDOR.</div><div>■ ALL DOOR, WINDOW, VENTILATOR AND DUCT SHUTTER FRAME SECTIONS TO BE FINALIZED BY VENDOR.</div><div>■ THIS DRAWING SHOULD BE READ IN CONJUNCTION TO SCHEDULES TD-A-401-01 TO TD-A-403-02</div><div>■ FOR PLANS, REFER DWG NO. TD-A-201 TO TD-A-211.</div><div>■ FOR SECTIONS AND ELEVATIONS, REFER DWG NO. TD-A-301 TO TD-A-305.</div><div>■ FOR DOOR, WINDOW, VENTILATOR AND DUCT SHUTTER SCHEDULE AND DETAILS, REFER DWG NO. TD-A-401 TO A-408.</div><div>■ FOR STAIRCASE DETAILS, REFER DWG NO. TD-A-501 TO TD-A-506.</div><div>■ FOR FALSE CEILING DETAILS, REFER DWG NO. TD-A-601 to TD-A-603.</div><div>■ FOR FLOORING LAYOUT AND DETAILS, REFER DWG NO. TD-A-701 TO TD-A-711.</div><div>■ FOR MISCELLANEOUS DETAILS, REFER DWG NO. TD-A-902 TO TD-A-908.</div></div>

LEGEND
<div><div><div><div>D</div>DOORS</div><div><div>W</div>WINDOWS</div><div><div>V</div>VENTILATORS</div><div><div>DS</div>DUCT SHUTTER</div><div><div>g</div>GLASS</div><div><div>fg</div>FIXED GLASS</div></div><div><div><div><div></div></div>AAC BLOCK WALL</div><div><div><div></div></div>CONCRETE</div><div><div><div></div></div>BRICK BAT COBA</div><div><div><div></div></div>PART SECTIONS</div><div><div><div></div></div>MS GRILL</div></div></div>

REVISIONS		
NO	DATE	DESCRIPTION

PROJECT : OAB REDEVELOPMENT, NLSIU, BENGALURU			
CLIENT : NLSIU			
TITLE : GLAZING SCHEDULE			
DATE	24/12/2024	CHECKED	IP
DRAWN	SF	APPROVED	QD
PROJ. NO	AD/0123	SCALE	NTS

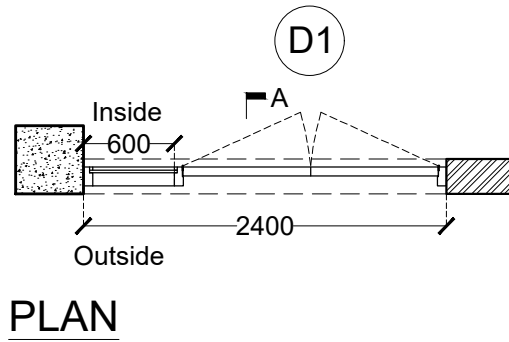
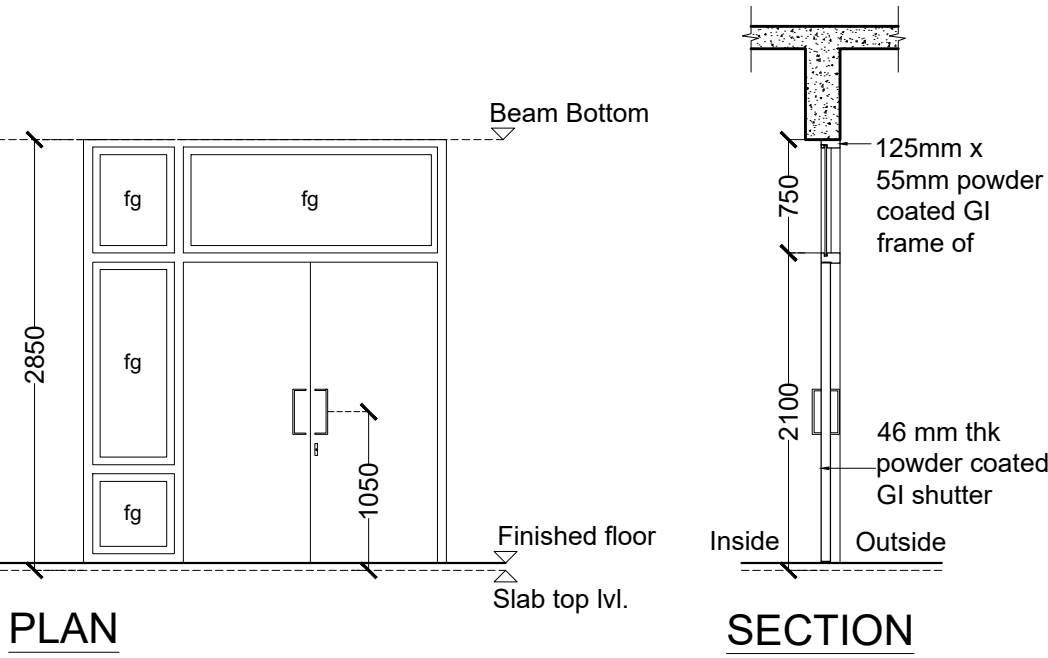
PMC : -	DRG .NO
MUNICIPAL CONSULTANT : -	TD-A-403
STRUCTURAL CONSULTANT : MANJUNATH & CO	
MEP CONSULTANT : McD BERL	
LANDSCAPE CONSULTANT : -	
SUSTAINABILITY CONSULTANT : McD BERL	

DCOOP ARCHITECTURE.DESIGN.RESEARCH	
UNIT NO. 109, 1ST FLOOR, SWASTIK CHAMBERS, S.G.BARVE MARG, CHEMBUR, MUMBAI - 400071 PH:+91 22 3515 4031 E-MAIL: mail@dcoop.in	

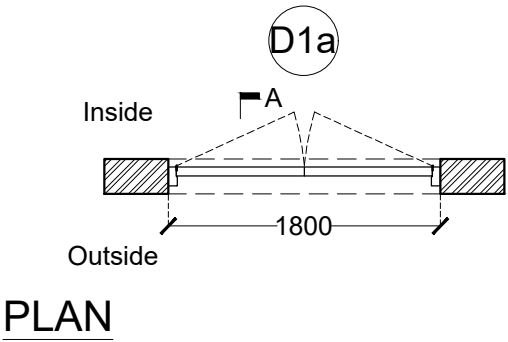
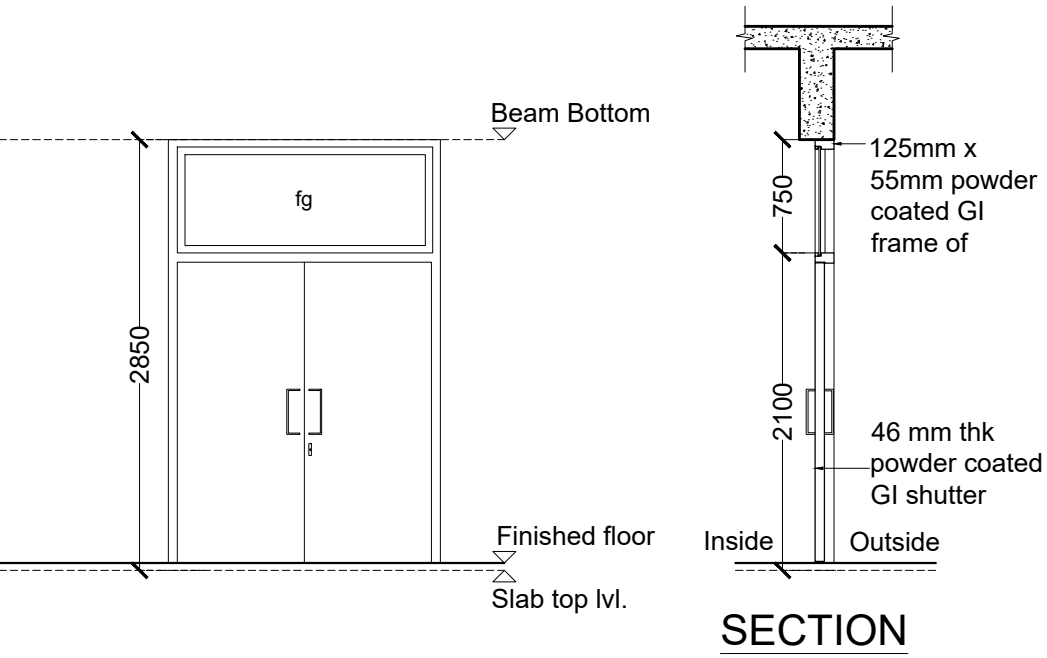
TENDER DRAWING NOT FOR CONSTRUCTION

GI DOORS

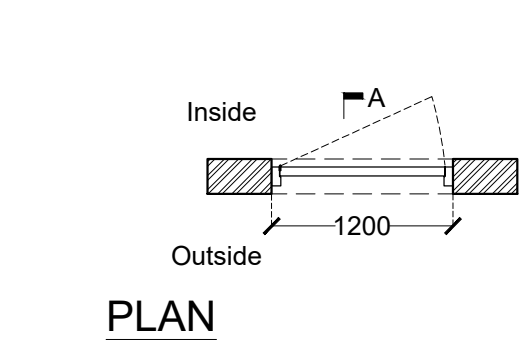
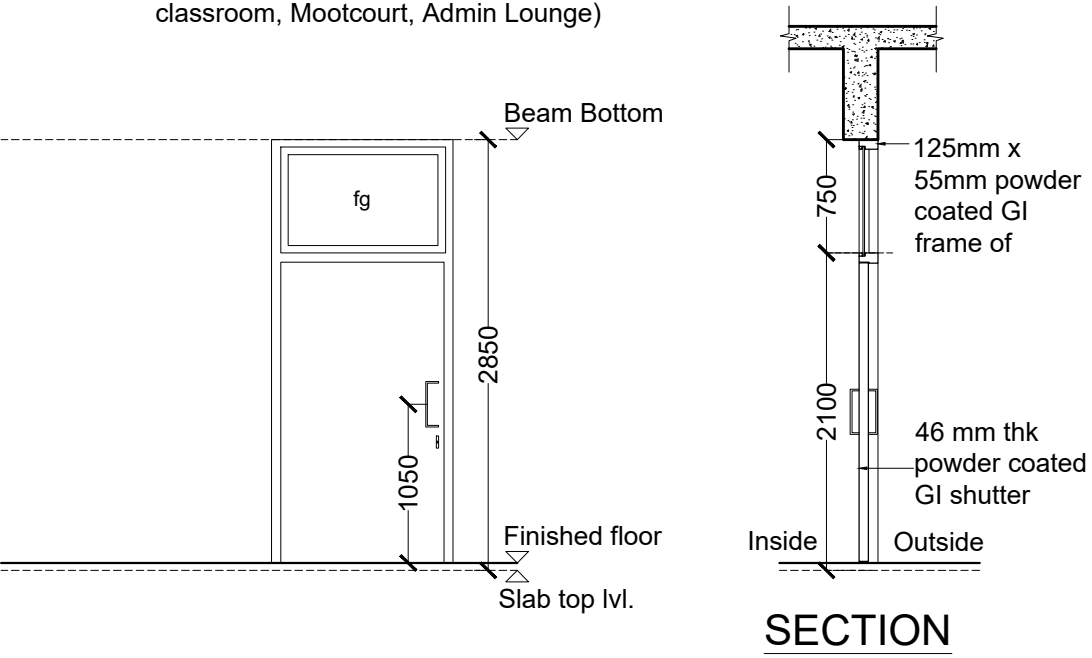
D1(OAB - Classrooms- 60 Seater, 30 Seater)



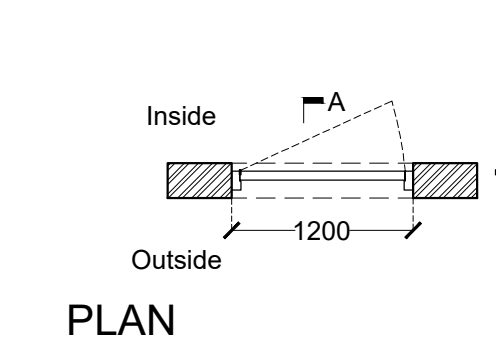
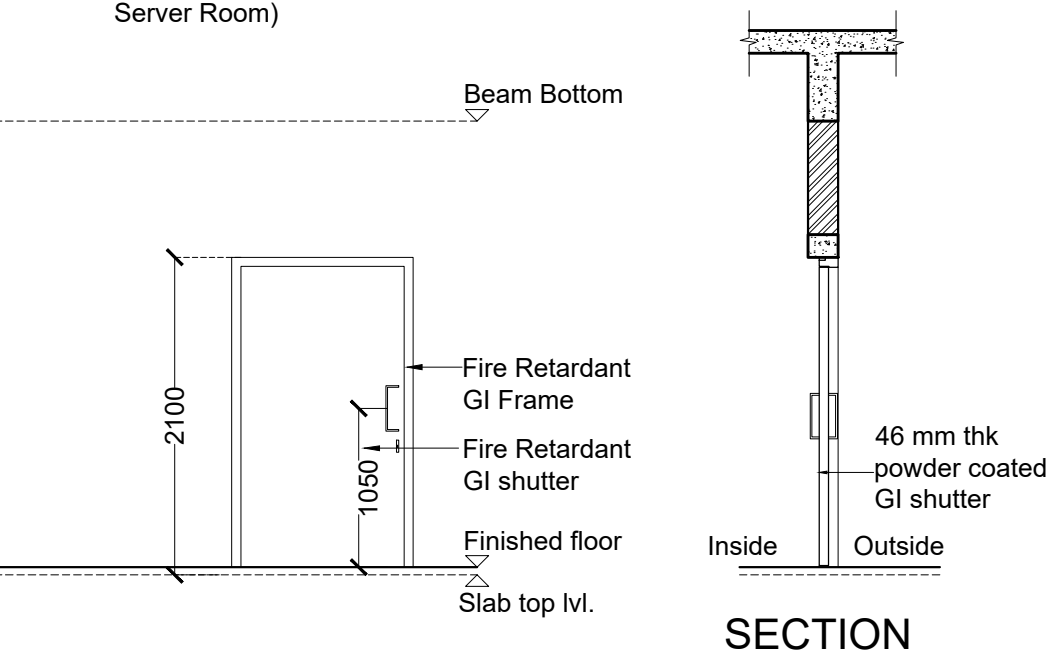
D1a (OAB - Classrooms-120 Seater)



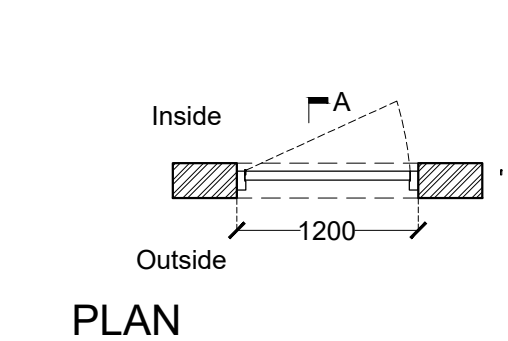
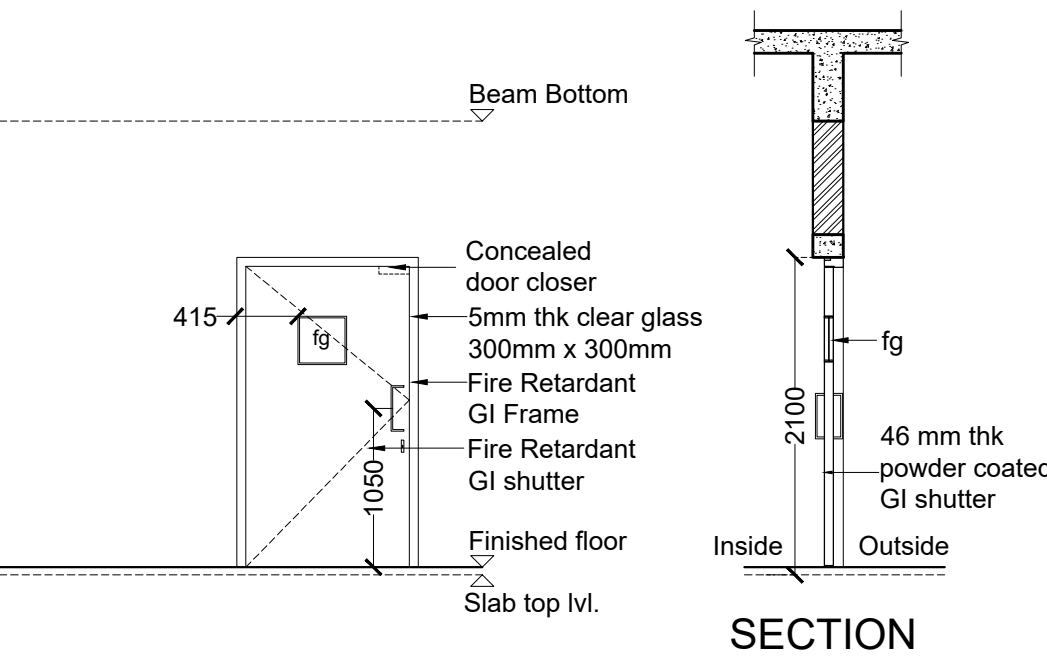
D2 (OAB - Classrooms- 120 Seater, Harkness layout classroom, Mootcourt, Admin Lounge)



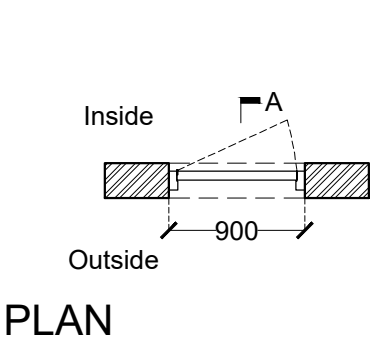
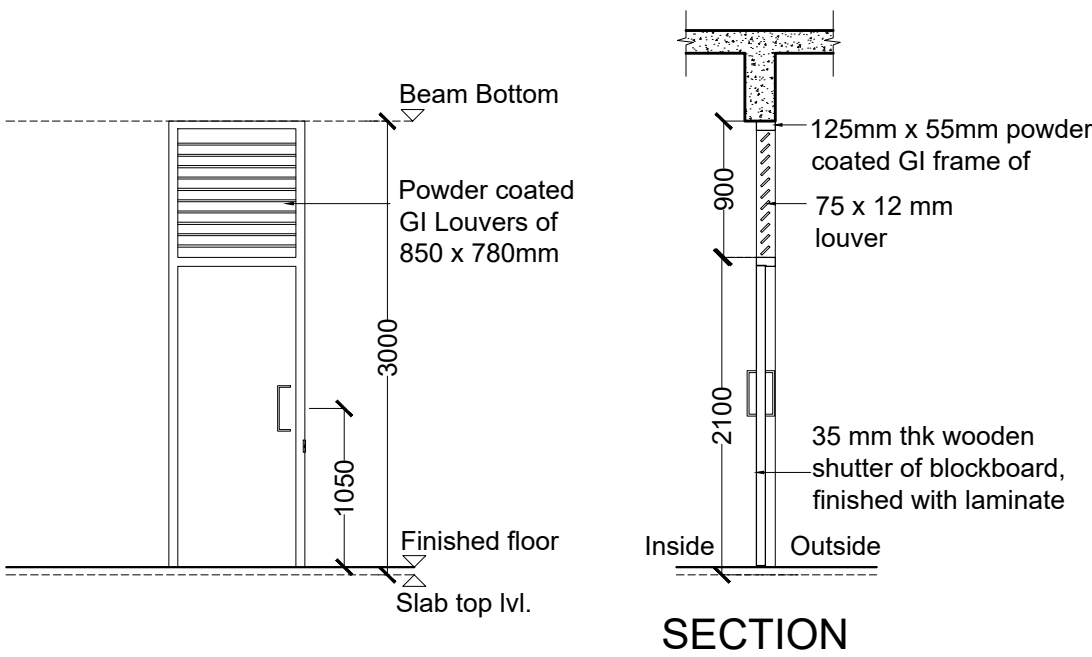
D2a (Storage, Main Panel Room, Server Room)



D2b (Kitchen, OAB Basement)



D3 (New Faculty Block - Cabins)



GENERAL NOTES

- THIS DRAWING IS THE SOLE PROPERTY OF DESIGN COOPERATIVE AND IS NOT TO BE COPIED OR USED WITHOUT PRIOR PERMISSION.
- ALL DIMENSIONS IN THE DRAWING ARE TO BE READ AND NOT TO BE MEASURED.
- ANY DISCREPANCY BETWEEN DRAWINGS SHOULD BE BROUGHT TO THE ARCHITECTS NOTICE.
- ALL DIMENSIONS AND LEVELS ARE FROM UNFINISHED SURFACES.
- ALL ELECTRICAL WIRING TO BE CONCEALED IN WALL AND SLABS.
- ALL PLUMBING PIPES SHOULD BE TAKEN WITHIN DUCTS OF THE BUILDINGS.
- EXTERIOR AND INTERIOR WALLS TO BE TAKEN AS 230MM THICK FOR OAB AND 200MM THK FOR NFB AAC BLOCK UNLESS SPECIFIED

NOTES

- ALL ALUMINIUM DOOR, WINDOW, VENTILATOR AND DUCT SHUTTER FRAME SECTIONS TO BE FINALIZED BY VENDOR.
- ALL DOOR, WINDOW, VENTILATOR AND DUCT SHUTTER FRAME SECTIONS TO BE FINALIZED BY VENDOR.
- THIS DRAWING SHOULD BE READ IN CONJUNCTION TO SCHEDULES TD-A-401-01 TO TD-A-403-02.
- FOR PLANS, REFER DWG NO. TD-A-201 TO TD-A-211.
- FOR SECTIONS AND ELEVATIONS, REFER DWG NO. TD-A-301 TO TD-A-305.
- FOR DOOR, WINDOW, VENTILATOR AND DUCT SHUTTER SCHEDULE AND DETAILS, REFER DWG NO. TD-A-401 TO A-408.
- FOR STAIRCASE DETAILS, REFER DWG NO. TD-A-501 TO TD-A-506.
- FOR FALSE CEILING DETAILS, REFER DWG NO. TD-A-601 TO TD-A-603.
- FOR FLOORING LAYOUT AND DETAILS, REFER DWG NO. TD-A-701 TO TD-A-711.
- FOR MISCELLANEOUS DETAILS, REFER DWG NO. TD-A-902 TO TD-A-908.

LEGEND

- DOORS
- WINDOWS
- VENTILATORS
- DUCT SHUTTER
- GLASS
- FIXED GLASS
- AAC BLOCK WALL
- CONCRETE
- BRICK BAT COBA
- PART SECTIONS
- MS GRILL

REVISIONS

NO	DATE	DESCRIPTION

PROJECT : OAB REDEVELOPMENT, NLSIU, BENGALURU

CLIENT : NLSIU

TITLE : DOOR DETAILS

DATE	24/12/2024	CHECKED	IP
DRAWN	SF	APPROVED	QD
PROJ. NO	AD/0123	SCALE	1:50@A2

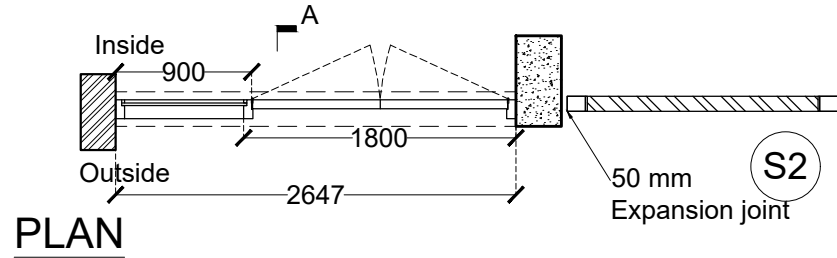
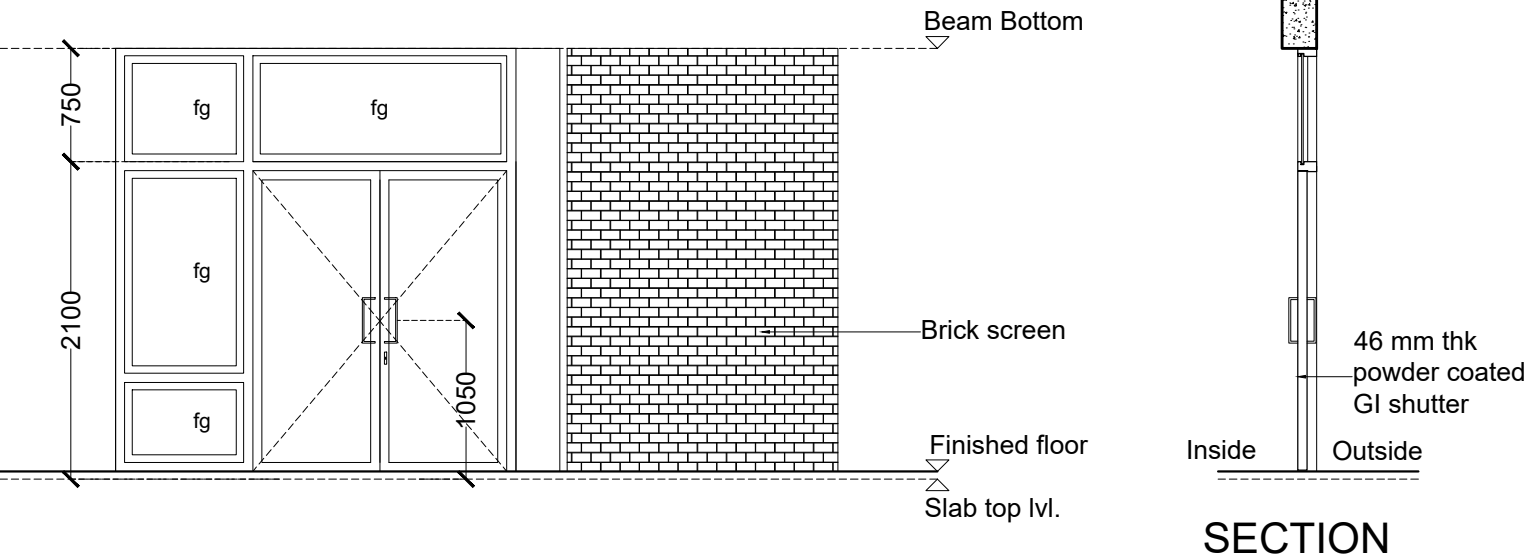
PMC	-	DRG. NO
MUNICIPAL CONSULTANT	-	TD-A-404-01
STRUCTURAL CONSULTANT	MANJUNATH & CO	
MEP CONSULTANT	McD BERL	
LANDSCAPE CONSULTANT	-	
SUSTAINABILITY CONSULTANT	McD BERL	

TENDER DRAWING
NOT FOR CONSTRUCTION

DCOOP
ARCHITECTURE.DESIGN RESEARCH
UNIT NO. 109, 1ST FLOOR, SWASTIK CHAMBERS, S.G.BARVE MARG, CHEMBUR, MUMBAI - 400071
PH:+91 22 3515 4031 E-MAIL: mail@dcloop.in

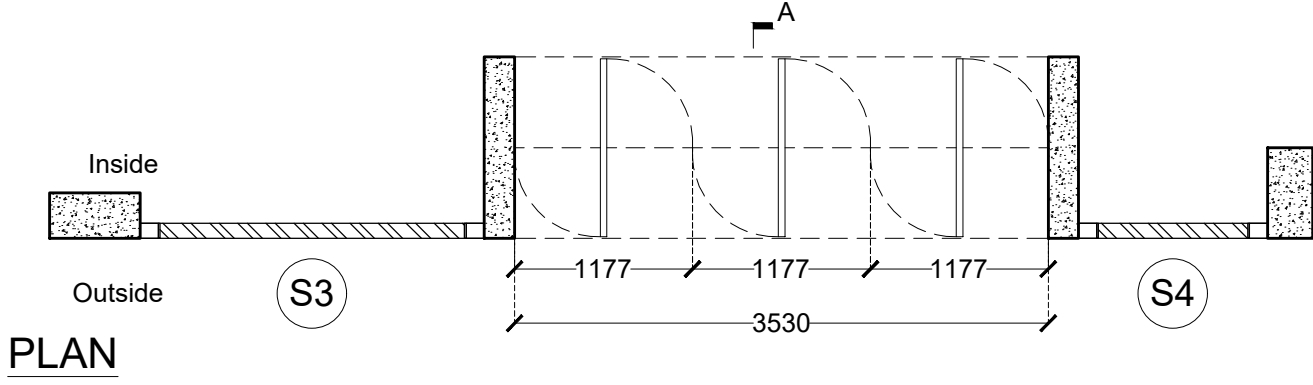
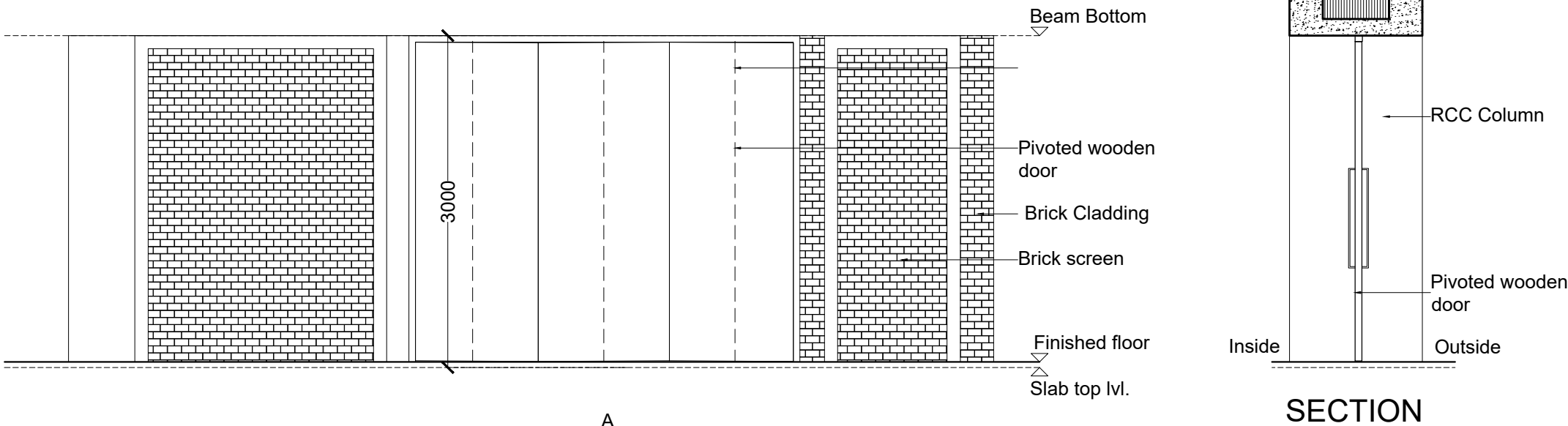
SPECIAL DOORS

D5 (OAB - Admin)



PLAN

D8 (OAB - Entrance Lobby)



PLAN

SECTION

GENERAL NOTES

- THIS DRAWING IS THE SOLE PROPERTY OF DESIGN COOPERATIVE AND IS NOT TO BE COPIED OR USED WITHOUT PRIOR PERMISSION.
- ALL DIMENSIONS IN THE DRAWING ARE TO BE READ AND NOT TO BE MEASURED.
- ANY DISCREPANCY BETWEEN DRAWINGS SHOULD BE BROUGHT TO THE ARCHITECTS NOTICE.
- ALL DIMENSIONS AND LEVELS ARE FROM UNFINISHED SURFACES.
- ALL ELECTRICAL WIRING TO BE CONCEALED IN WALL AND SLABS.
- ALL PLUMBING PIPES SHOULD BE TAKEN WITHIN DUCTS OF THE BUILDINGS.
- EXTERIOR AND INTERIOR WALLS TO BE TAKEN AS 230MM THICK FOR OAB AND 200MM THK FOR NFB AAC BLOCK UNLESS SPECIFIED

NOTES

- ALL ALUMINIUM DOOR, WINDOW, VENTILATOR AND DUCT SHUTTER FRAME SECTIONS TO BE FINALIZED BY VENDOR.
- ALL DOOR, WINDOW, VENTILATOR AND DUCT SHUTTER FRAME SECTIONS TO BE FINALIZED BY VENDOR.
- THIS DRAWING SHOULD BE READ IN CONJUNCTION TO SCHEDULES TD-A-401-01 TO TD-A-403-02.
- FOR PLANS, REFER DWG NO. TD-A-201 TO TD-A-211.
- FOR SECTIONS AND ELEVATIONS, REFER DWG NO. TD-A-301 TO TD-A-305.
- FOR DOOR, WINDOW, VENTILATOR AND DUCT SHUTTER SCHEDULE AND DETAILS, REFER DWG NO. TD-A-401 TO A-408.
- FOR STAIRCASE DETAILS, REFER DWG NO. TD-A-501 TO TD-A-506.
- FOR FALSE CEILING DETAILS, REFER DWG NO. TD-A-601 TO TD-A-603.
- FOR FLOORING LAYOUT AND DETAILS, REFER DWG NO. TD-A-701 TO TD-A-711.
- FOR MISCELLANEOUS DETAILS, REFER DWG NO. TD-A-902 TO TD-A-908.

LEGEND

- (D) DOORS AAC BLOCK WALL
(W) WINDOWS CONCRETE
(V) VENTILATORS BRICK BAT COBA
(DS) DUCT SHUTTER PART SECTIONS
g GLASS MS GRILL
fg FIXED GLASS

REVISIONS

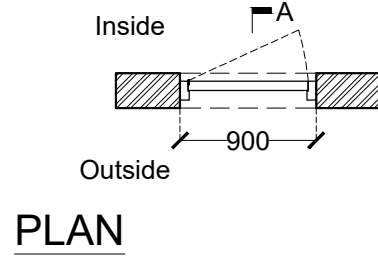
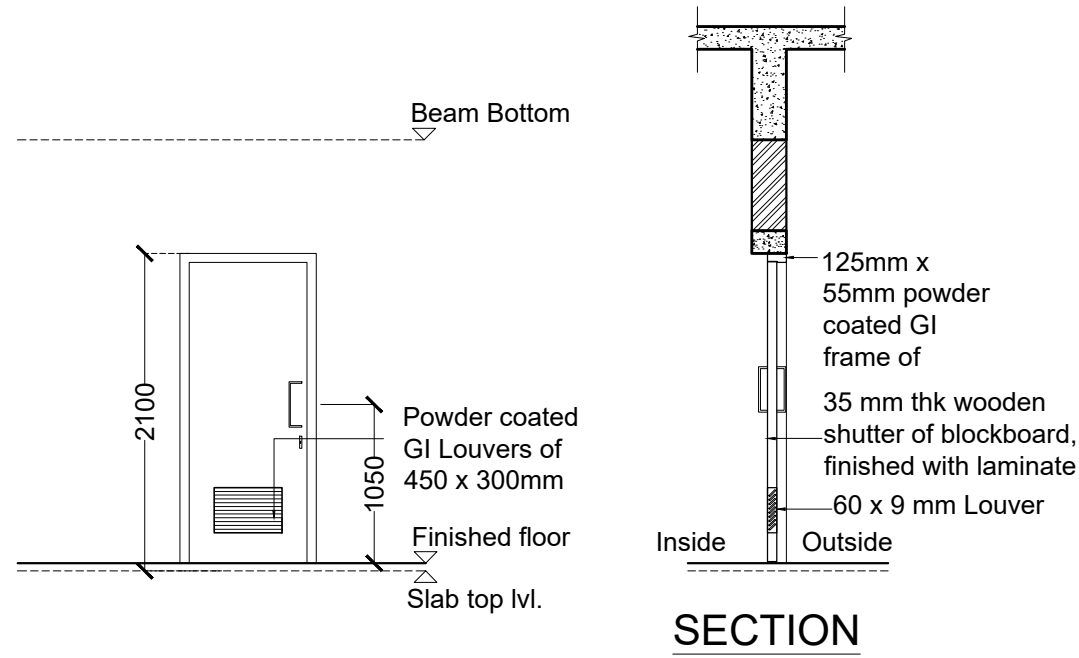
NO	DATE	DESCRIPTION

PROJECT	OAB REDEVELOPMENT, NLSIU, BENGALURU		
CLIENT	NLSIU		
TITLE	DOOR DETAILS		
DATE	24/12/2024	CHECKED	IP
DRAWN	SF	APPROVED	QD
PROJ. NO	AD/0123	SCALE	1:50@A2

PMC	-	DRG .NO
MUNICIPAL CONSULTANT	-	TD-A-404-02
STRUCTURAL CONSULTANT	MANJUNATH & CO	
MEP CONSULTANT	McD BERL	
LANDSCAPE CONSULTANT	-	
SUSTAINABILITY CONSULTANT	McD BERL	

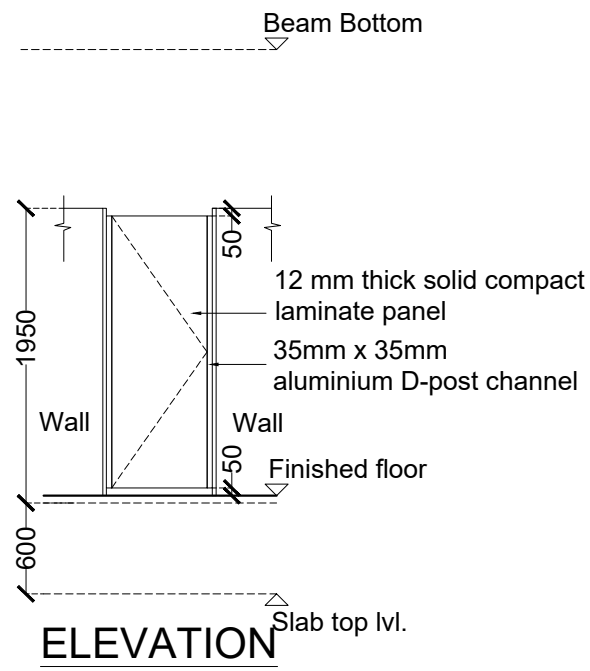
DCOOP ARCHITECTURE.DESIGN.RESEARCH UNIT NO. 109, 1ST FLOOR, SWASTIK CHAMBERS, S.G.BARVE MARG, CHEMBUR, MUMBAI - 400071 PH:+91 22 3515 4031 E-MAIL: mail@dcloop.in

D4 (Toilet Main door)

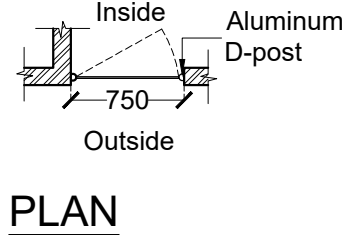


PLAN

D6 (Toilet - Cubicle door)

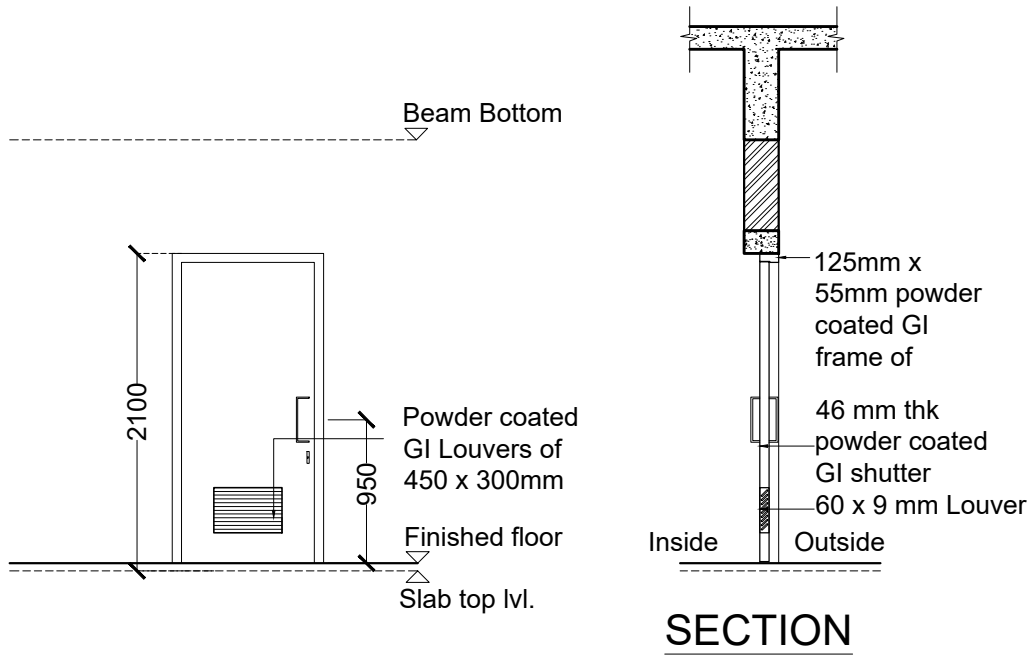


ELEVATION

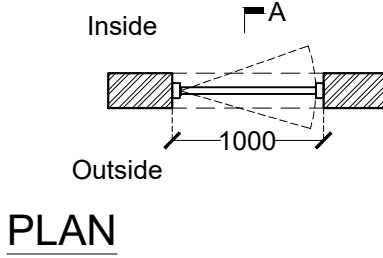


PLAN

D7 (Universal toilet door)



SECTION

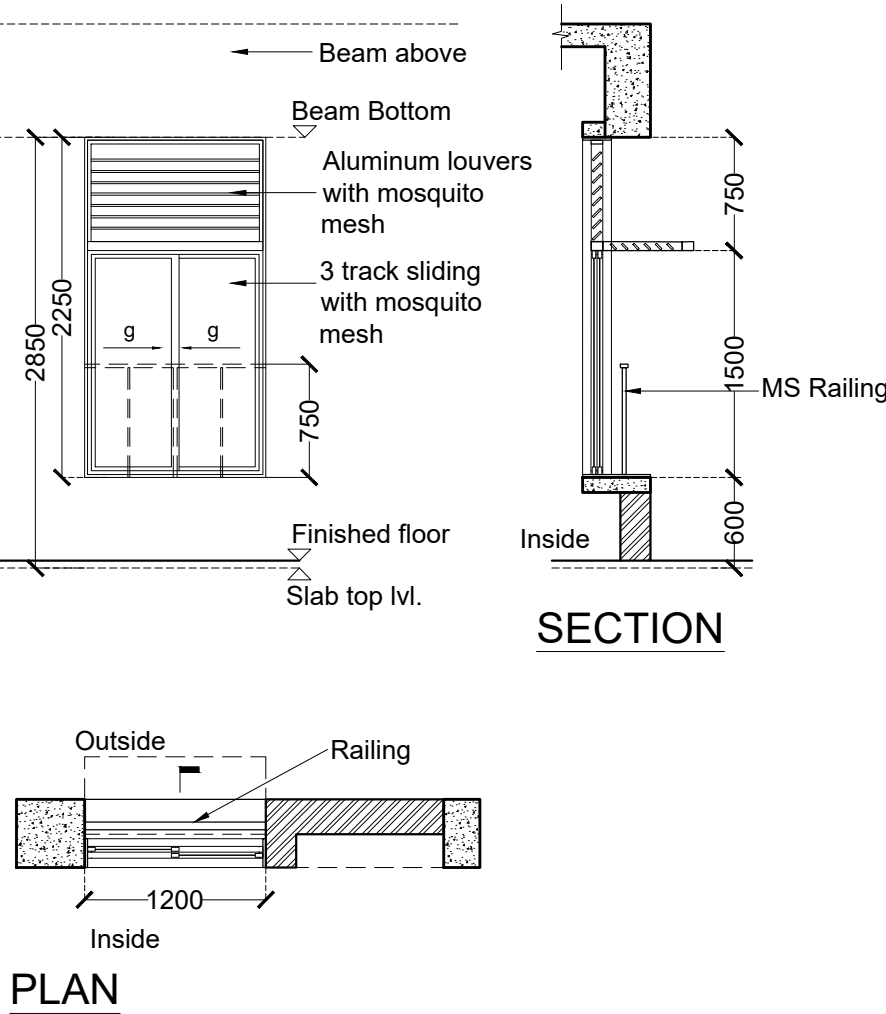


PLAN

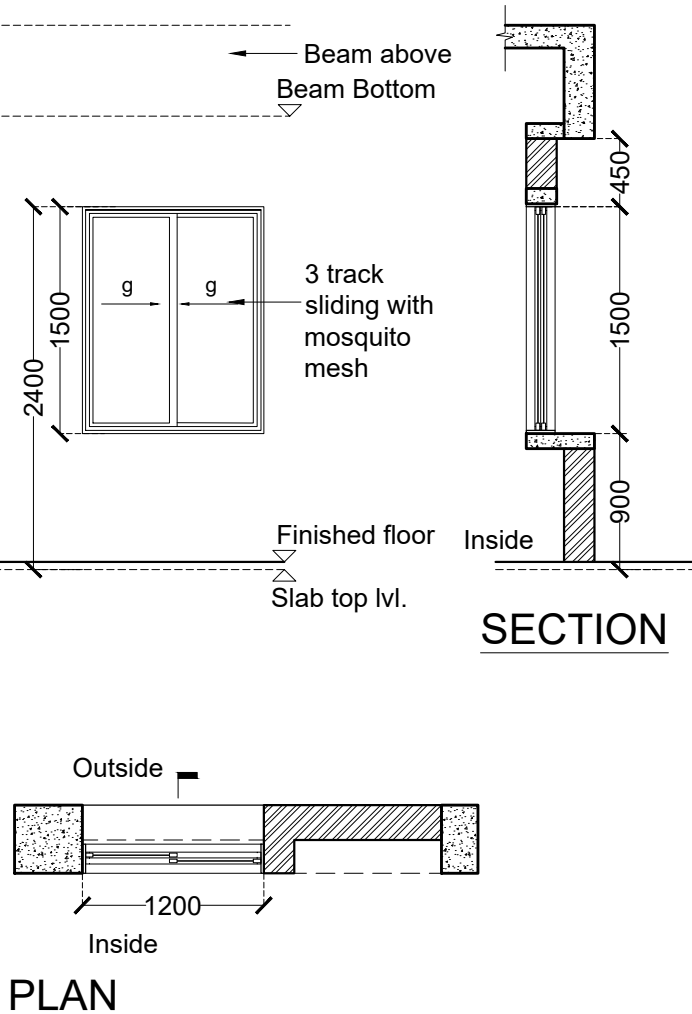
TENDER DRAWING
NOT FOR CONSTRUCTION

WINDOWS

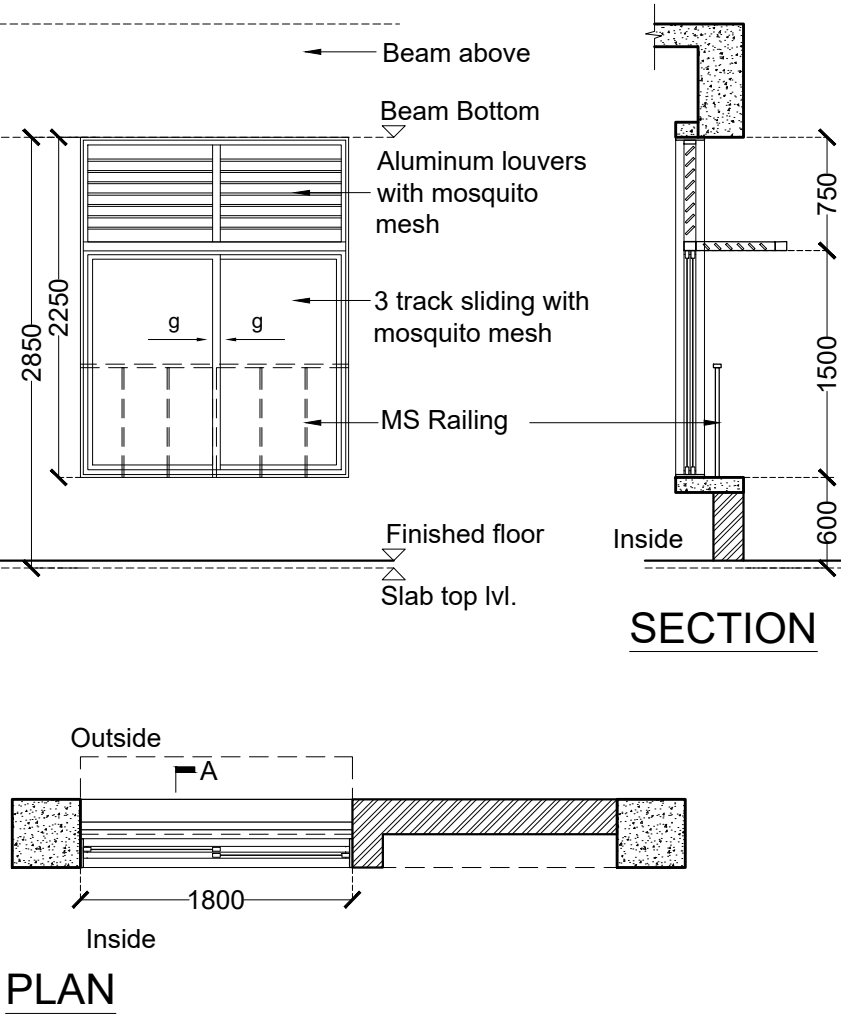
W1 (East façade - Admin, 60 seater classrooms.



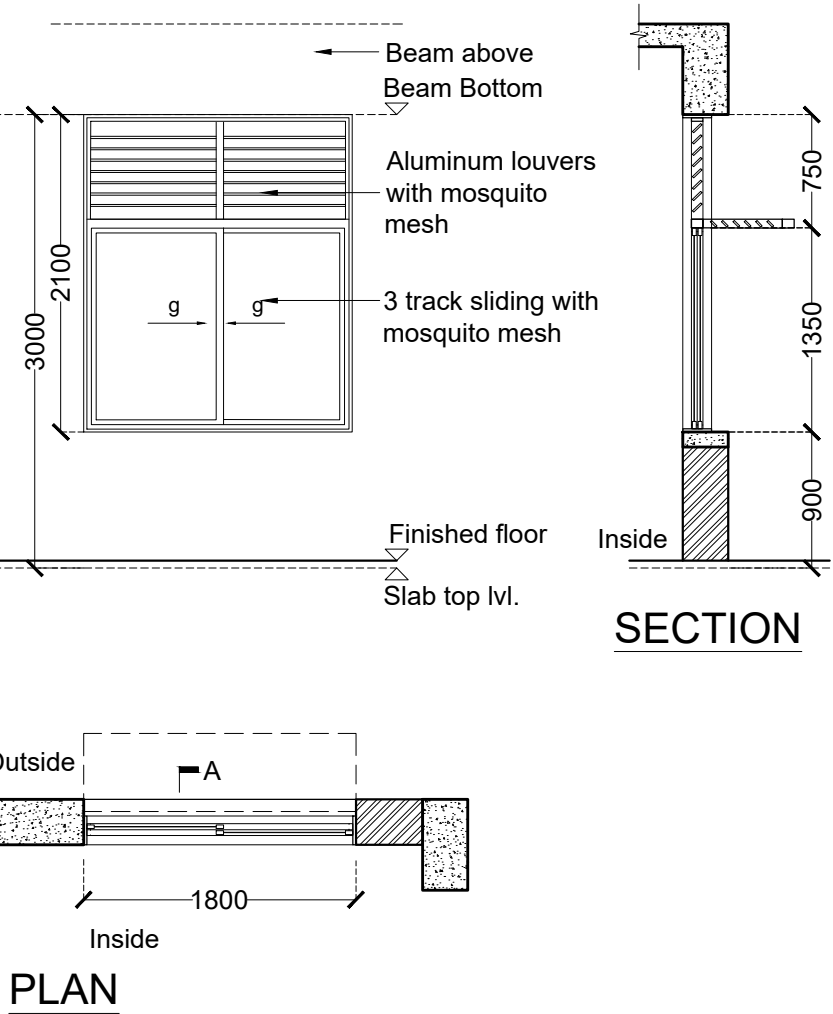
W1a New faculty block - Campus life cabin, Last faculty cabin, Multipurpose)



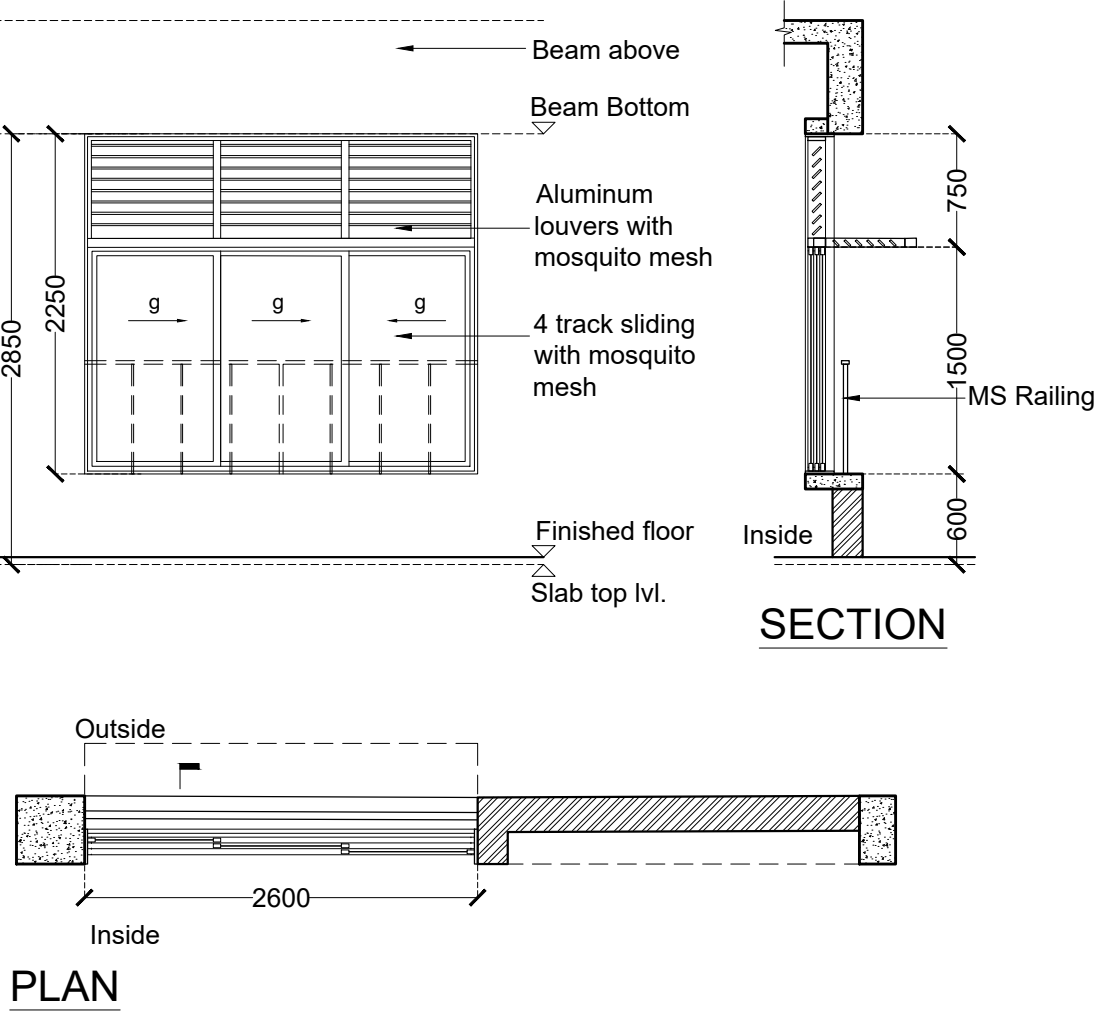
W2 East façade - 30 seater classrooms, 60 seater classrooms.



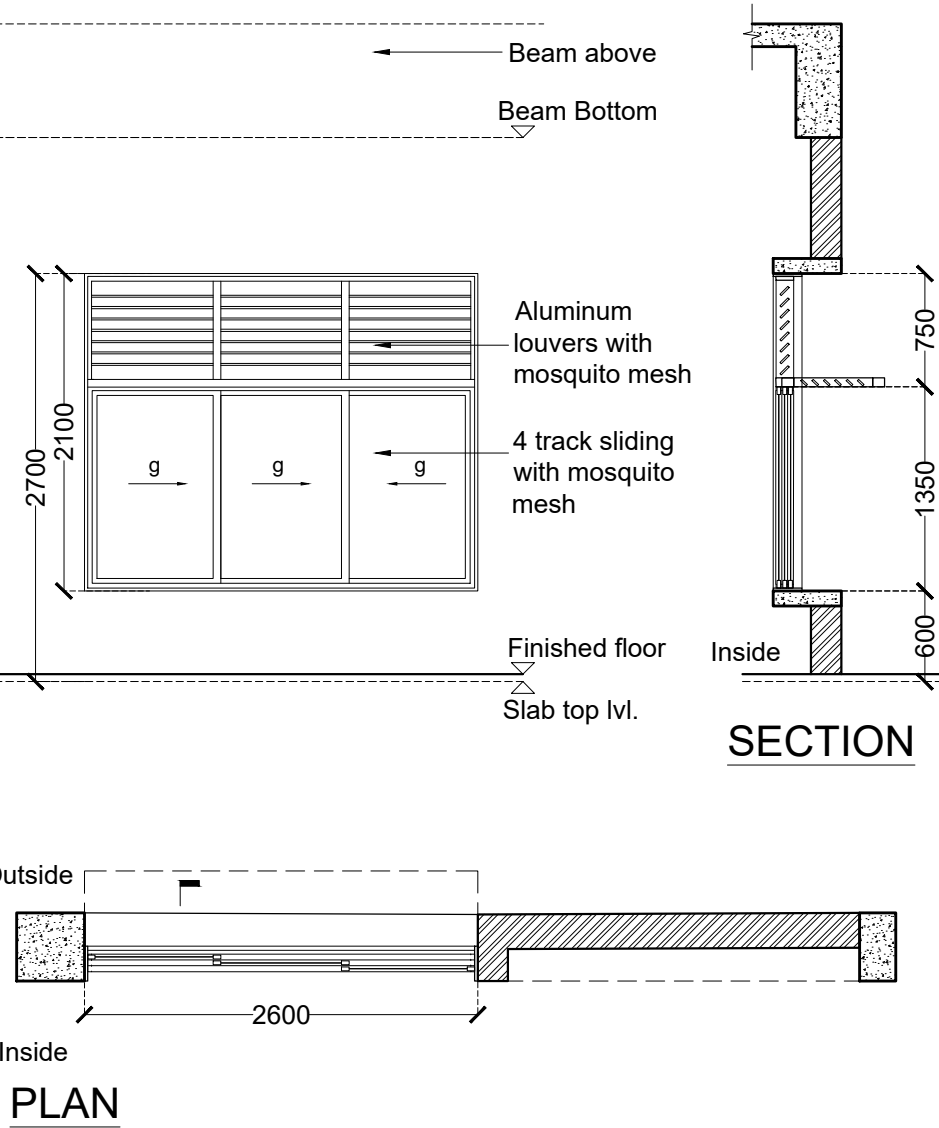
W2a West façade - 60 seater classrooms (Near Foyer). Admin lounge, PACE



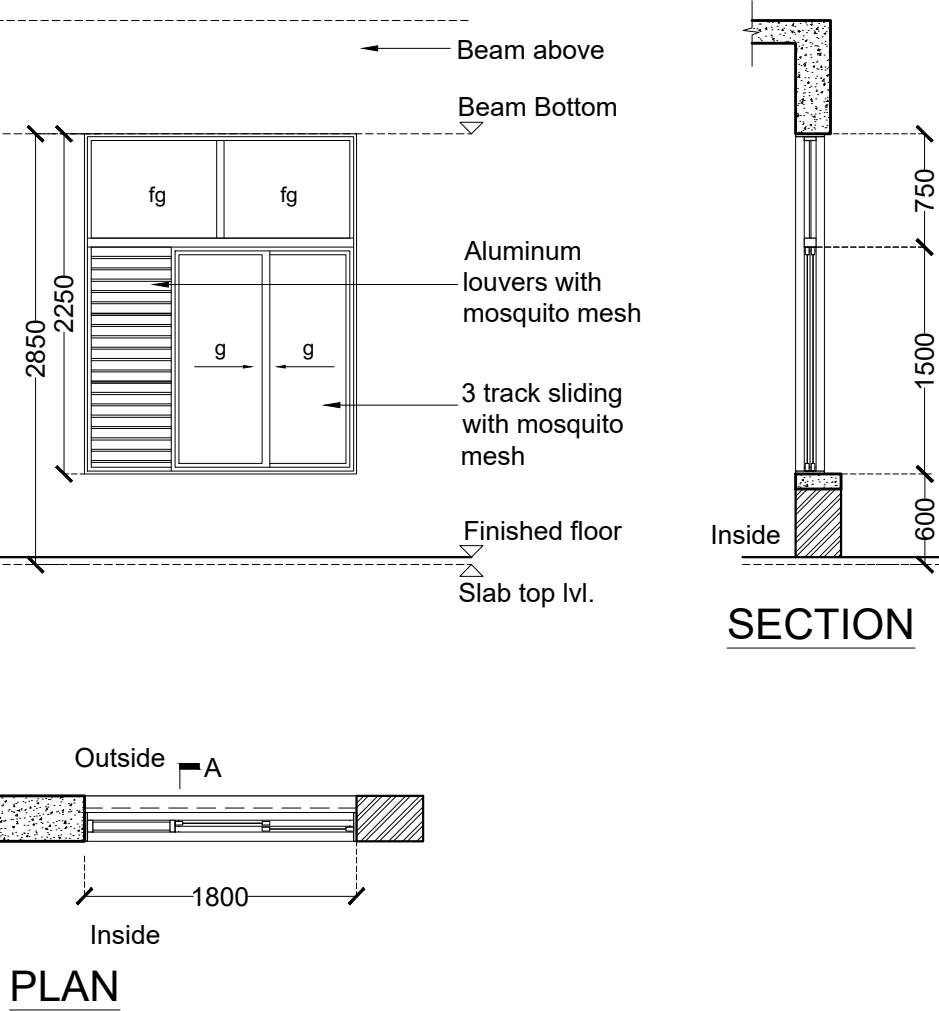
W3 North façade - 60 seater classrooms, Harkness layout classrooms



W3a South façade - VIP waiting, Registrar cabin



W4 West façade (Corridor) - 30 seater classrooms, 60 seater classrooms



GENERAL NOTES

- THIS DRAWING IS THE SOLE PROPERTY OF DESIGN COOPERATIVE AND IS NOT TO BE COPIED OR USED WITHOUT PRIOR PERMISSION.
- ALL DIMENSIONS IN THE DRAWING ARE TO BE READ AND NOT TO BE MEASURED.
- ANY DISCREPANCY BETWEEN DRAWINGS SHOULD BE BROUGHT TO THE ARCHITECTS NOTICE.
- ALL DIMENSIONS AND LEVELS ARE FROM UNFINISHED SURFACES.
- ALL ELECTRICAL WIRING TO BE CONCEALED IN WALL AND SLABS.
- ALL PLUMBING PIPES SHOULD BE TAKEN WITHIN DUCTS OF THE BUILDINGS.
- EXTERIOR AND INTERIOR WALLS TO BE TAKEN AS 230MM THICK FOR OAB AND 200MM THK FOR NFB AAC BLOCK UNLESS SPECIFIED

NOTES

- ALL ALUMINIUM DOOR, WINDOW, VENTILATOR AND DUCT SHUTTER FRAME SECTIONS TO BE FINALIZED BY VENDOR.
- ALL DOOR, WINDOW, VENTILATOR AND DUCT SHUTTER FRAME SECTIONS TO BE FINALIZED BY VENDOR.
- THIS DRAWING SHOULD BE READ IN CONJUNCTION TO SCHEDULES TD-A-401-01 TO TD-A-403-02
- FOR PLANS, REFER DWG NO. TD-A-201 TO TD-A-211.
- FOR SECTIONS AND ELEVATIONS, REFER DWG NO. TD-A-301 TO TD-A-305.
- FOR DOOR, WINDOW, VENTILATOR AND DUCT SHUTTER SCHEDULE AND DETAILS, REFER DWG NO. TD-A-401 TO A-408.
- FOR STAIRCASE DETAILS, REFER DWG NO. TD-A-501 TO TD-A-506.
- FOR FALSE CEILING DETAILS, REFER DWG NO. TD-A-601 TO TD-A-603.
- FOR FLOORING LAYOUT AND DETAILS, REFER DWG NO. TD-A-701 TO TD-A-711.
- FOR MISCELLANEOUS DETAILS, REFER DWG NO. TD-A-902 TO TD-A-908.

LEGEND

- DOORS
- WINDOWS
- VENTILATORS
- DUCT SHUTTER
- AAC BLOCK WALL
- CONCRETE
- BRICK BAT COBA
- PART SECTIONS
- GLASS
- FIXED GLASS
- MS GRILL

REVISIONS

NO	DATE	DESCRIPTION

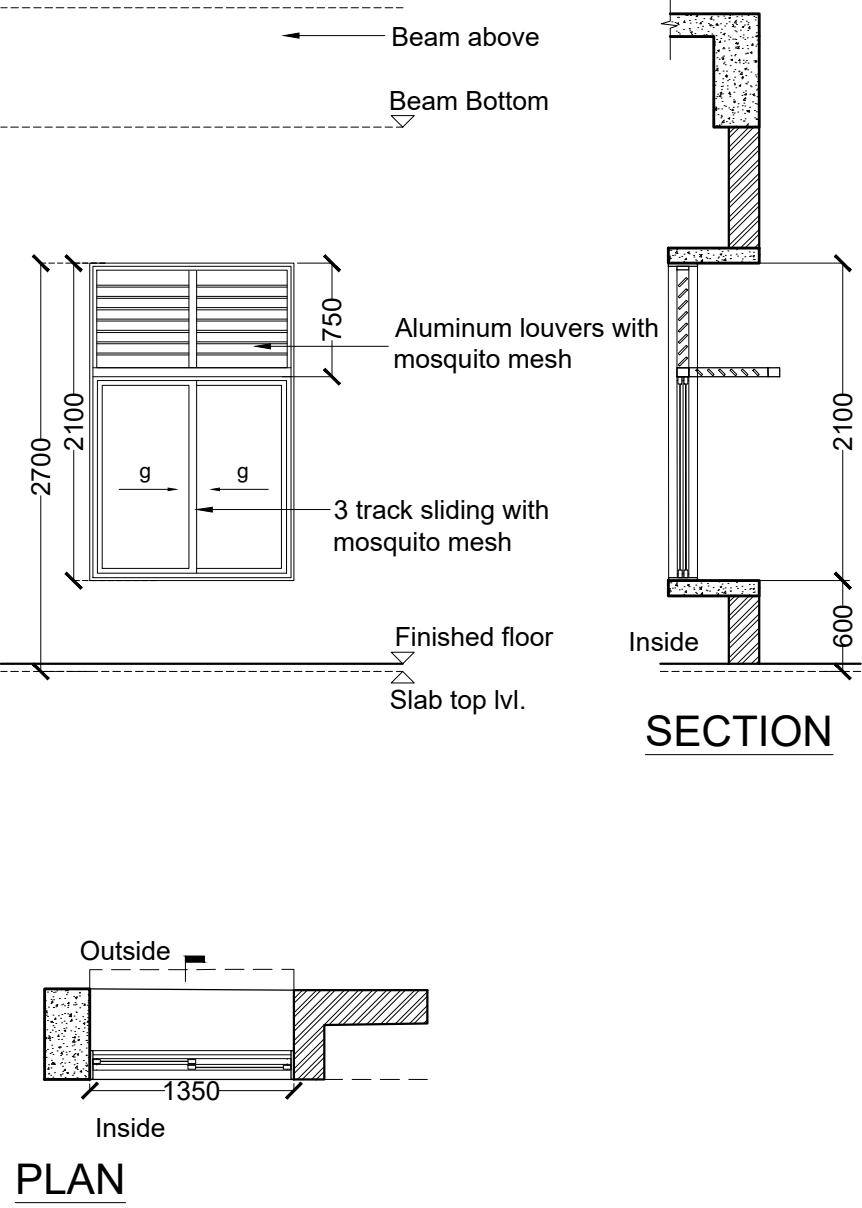
PROJECT	OAB REDEVELOPMENT, NLSIU, BENGALURU		
CLIENT	NLSIU		
TITLE	WINDOW DETAILS		
DATE	24/12/2024	CHECKED	IP
DRAWN	SF	APPROVED	QD
PROJ. NO	AD/0123	SCALE	1:50@A2

PMC	-	DRG_NO
MUNICIPAL CONSULTANT	-	TD-A-405-01
STRUCTURAL CONSULTANT	: MANJUNATH & CO	
MEP CONSULTANT	: McD BERL	
LANDSCAPE CONSULTANT	-	
SUSTAINABILITY CONSULTANT	: McD BERL	

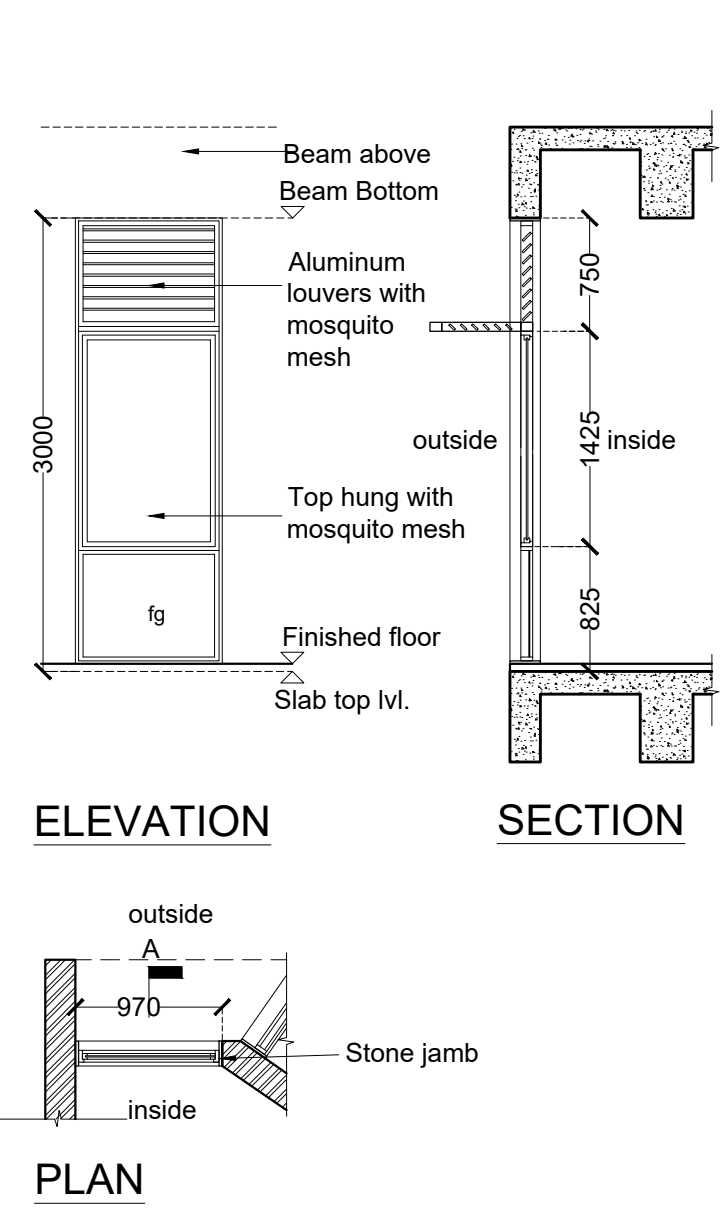
DCOOP	ARCHITECTURE.DESIGN RESEARCH
UNIT NO. 109, 1ST FLOOR, SWASTIK CHAMBERS, S.G.BARVE MARG, CHEMBUR, MUMBAI - 400071	
PH:+91 22 3515 4031 E-MAIL: mail@dcloop.in	

TENDER DRAWING
NOT FOR CONSTRUCTION

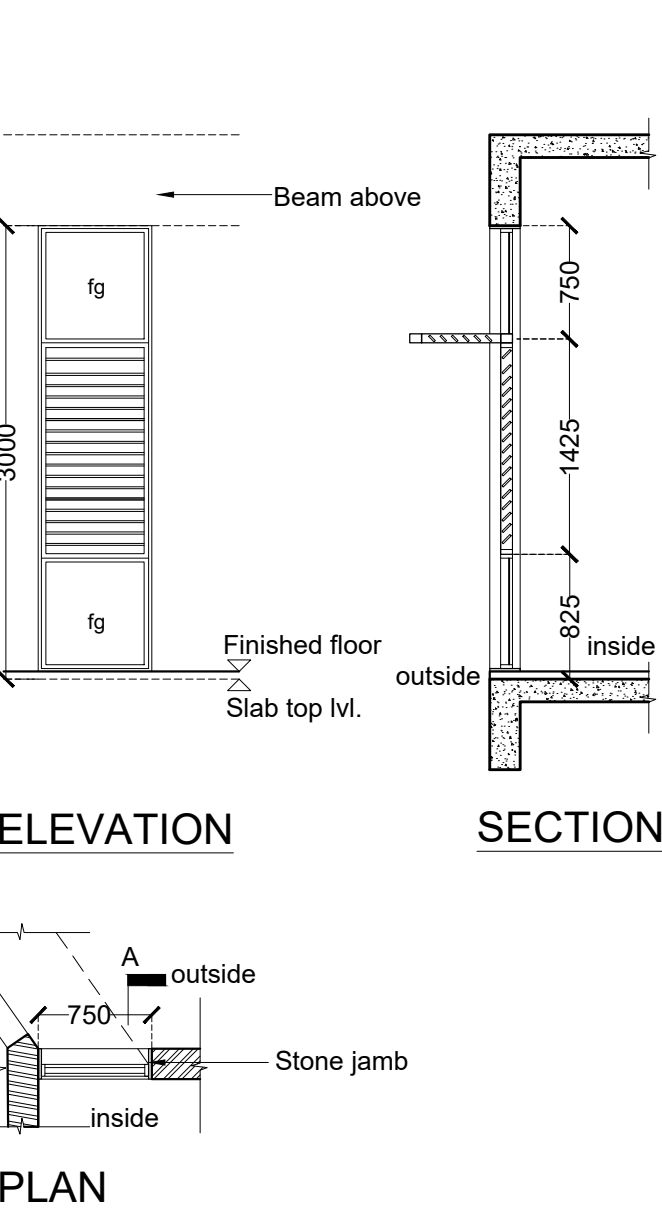
W5 South façade - Admin Cabins, VIP waiting room



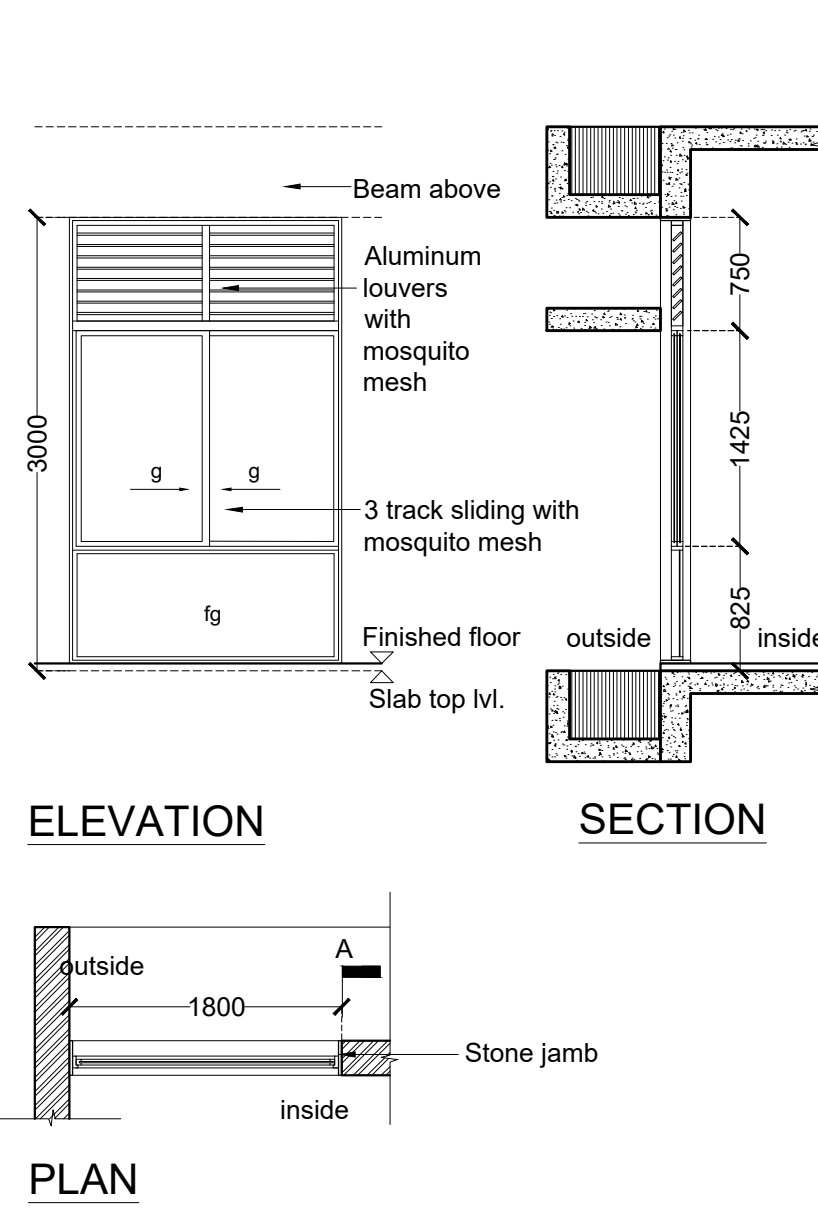
W6 West façade - Faculty Block



W7 West façade - Faculty Block



W8 East façade - Faculty Block



GENERAL NOTES

- THIS DRAWING IS THE SOLE PROPERTY OF DESIGN COOPERATIVE AND IS NOT TO BE COPIED OR USED WITHOUT PRIOR PERMISSION.
- ALL DIMENSIONS IN THE DRAWING ARE TO BE READ AND NOT TO BE MEASURED.
- ANY DISCREPANCY BETWEEN DRAWINGS SHOULD BE BROUGHT TO THE ARCHITECTS NOTICE.
- ALL DIMENSIONS AND LEVELS ARE FROM UNFINISHED SURFACES.
- ALL ELECTRICAL WIRING TO BE CONCEALED IN WALL AND SLABS.
- ALL PLUMBING PIPES SHOULD BE TAKEN WITHIN DUCTS OF THE BUILDINGS.
- EXTERIOR AND INTERIOR WALLS TO BE TAKEN AS 230MM THICK FOR OAB AND 200MM THK FOR NFB AAC BLOCK UNLESS SPECIFIED

NOTES

- ALL ALUMINIUM DOOR, WINDOW, VENTILATOR AND DUCT SHUTTER FRAME SECTIONS TO BE FINALIZED BY VENDOR.
- ALL DOOR, WINDOW, VENTILATOR AND DUCT SHUTTER FRAME SECTIONS TO BE FINALIZED BY VENDOR.
- THIS DRAWING SHOULD BE READ IN CONJUNCTION TO SCHEDULES TD-A-401-01 TO TD-A-403-02
- FOR PLANS, REFER DWG NO. TD-A-201 TO TD-A-211.
- FOR SECTIONS AND ELEVATIONS, REFER DWG NO. TD-A-301 TO TD-A-305.
- FOR DOOR, WINDOW, VENTILATOR AND DUCT SHUTTER SCHEDULE AND DETAILS, REFER DWG NO. TD-A-401 TO A-408.
- FOR STAIRCASE DETAILS, REFER DWG NO. TD-A-501 TO TD-A-506.
- FOR FALSE CEILING DETAILS, REFER DWG NO. TD-A-601 TO TD-A-603.
- FOR FLOORING LAYOUT AND DETAILS, REFER DWG NO. TD-A-701 TO TD-A-711.
- FOR MISCELLANEOUS DETAILS, REFER DWG NO. TD-A-902 TO TD-A-908.

LEGEND

- DOORS
- WINDOWS
- VENTILATORS
- DUCT SHUTTER
- AAC BLOCK WALL
- CONCRETE
- BRICK BAT COBA
- PART SECTIONS
- GLASS
- FIXED GLASS
- MS GRILL

REVISIONS

NO	DATE	DESCRIPTION

PROJECT : OAB REDEVELOPMENT,

NLSIU, BENGALURU

CLIENT : NLSIU

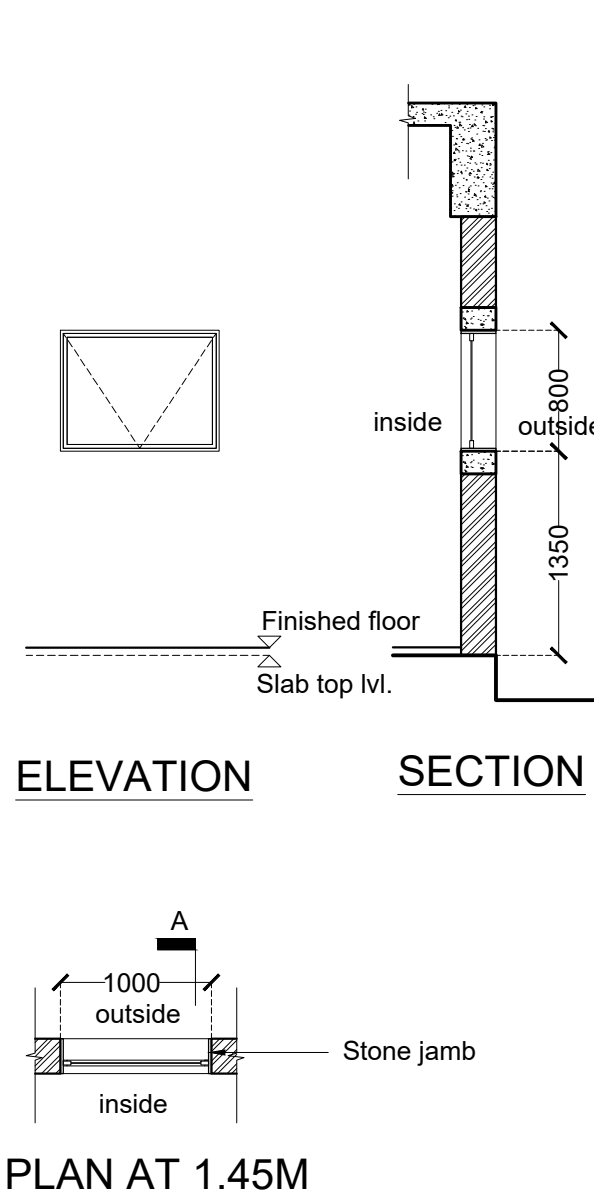
TITLE : WINDOW AND VENTILATOR DETAILS

DATE	24/12/2024	CHECKED	IP
DRAWN	SF	APPROVED	QD
PROJ. NO	AD/0123	SCALE	1:50@A2

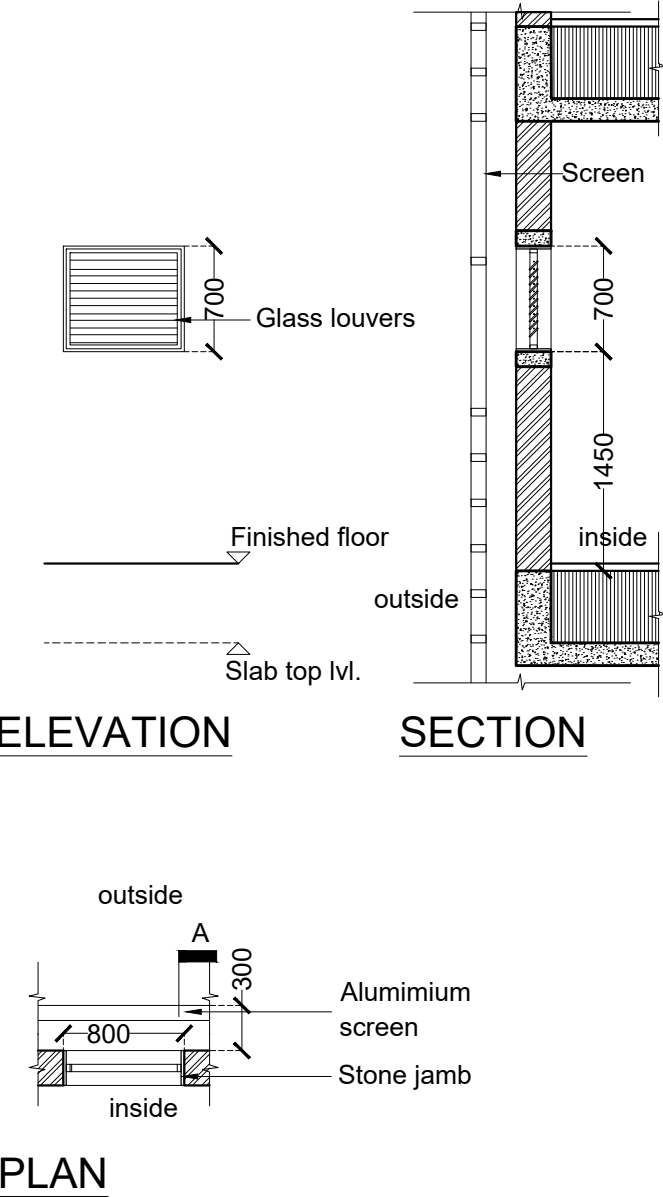
PMC	-	DRG .NO	TD-A-405-02
MUNICIPAL CONSULTANT	-		
STRUCTURAL CONSULTANT	MANJUNATH & CO		
MEP CONSULTANT	McD BERL		
LANDSCAPE CONSULTANT	-		
SUSTAINABILITY CONSULTANT	McD BERL		

DCOOP
ARCHITECTURE DESIGN RESEARCH
UNIT NO. 109, 1ST FLOOR, SWASTIK CHAMBERS, S.G.BARVE MARG,
CHEMBUR, MUMBAI - 400071
PH:+91 22 3515 4031 E-MAIL: mail@dcop.in

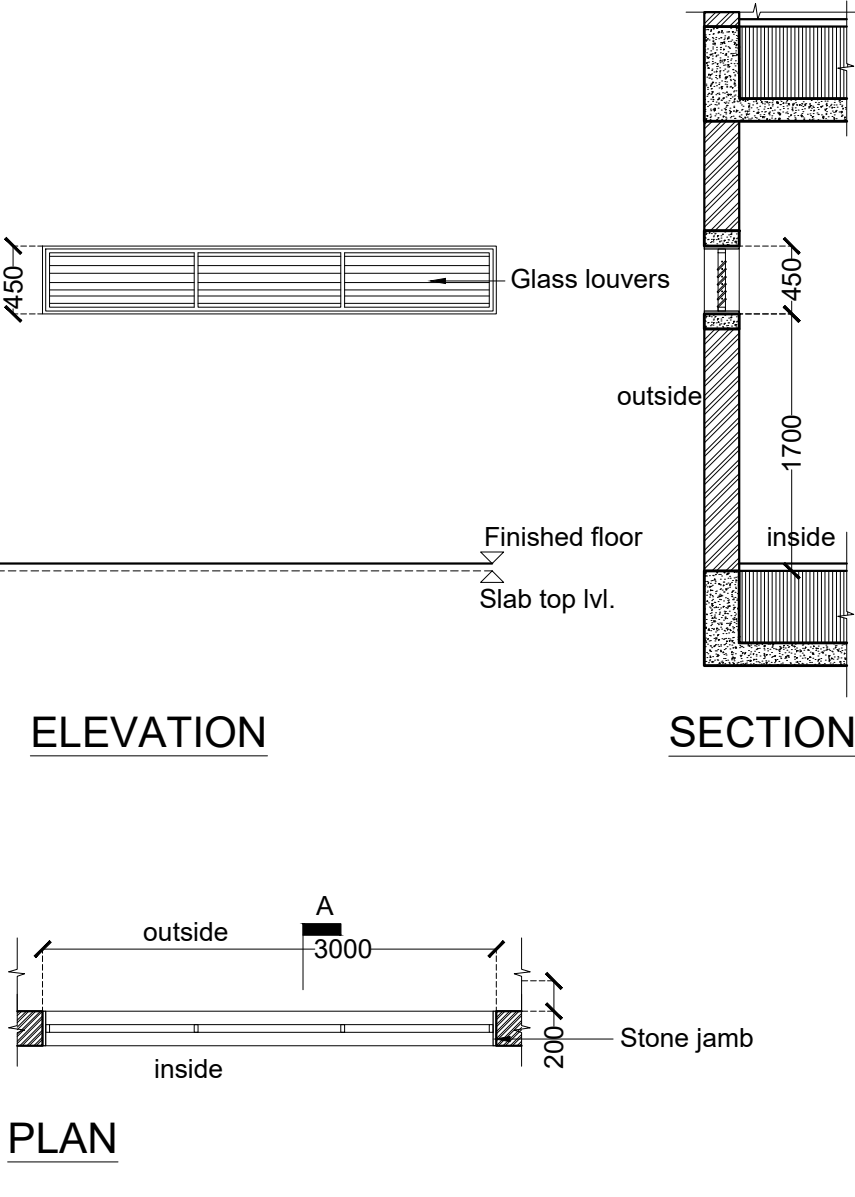
W9 North façade - Common toilets-2,3, Janitor
West facade- Main panel room, Allied Staff room



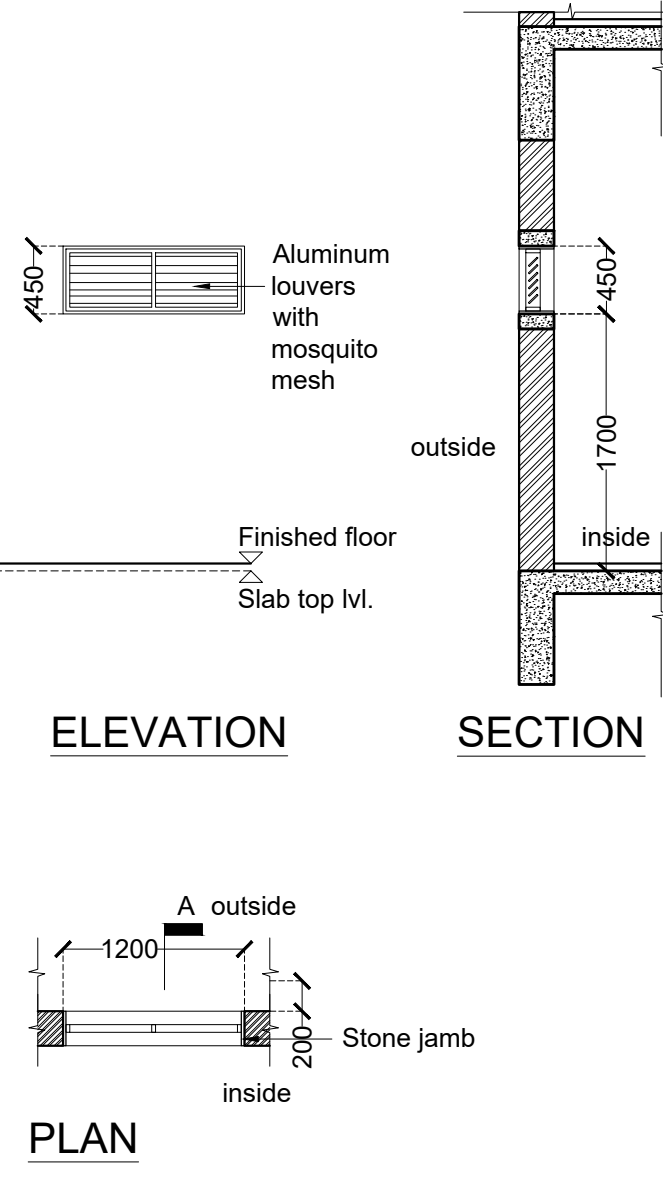
V1 Common toilet 2,3, VC & Registrar Cabin toilet, Toilet 4
New Faculty block - Toilet 1 WC Cubicles, Allied Staff Toilet



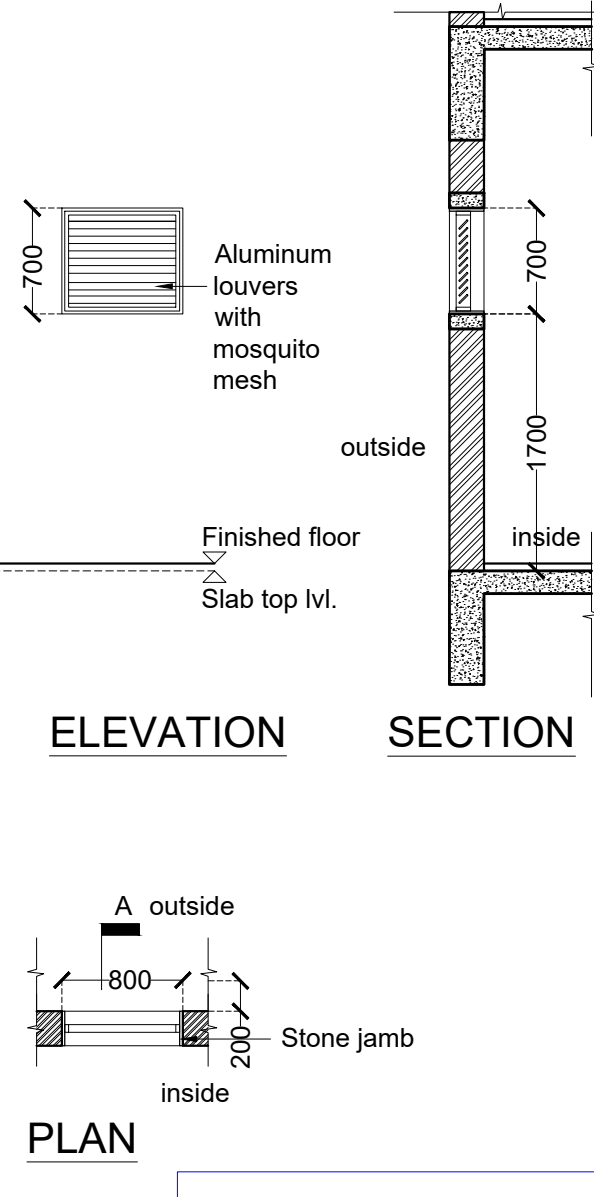
V2 Common toilet 3



V3 60 seater Classroom



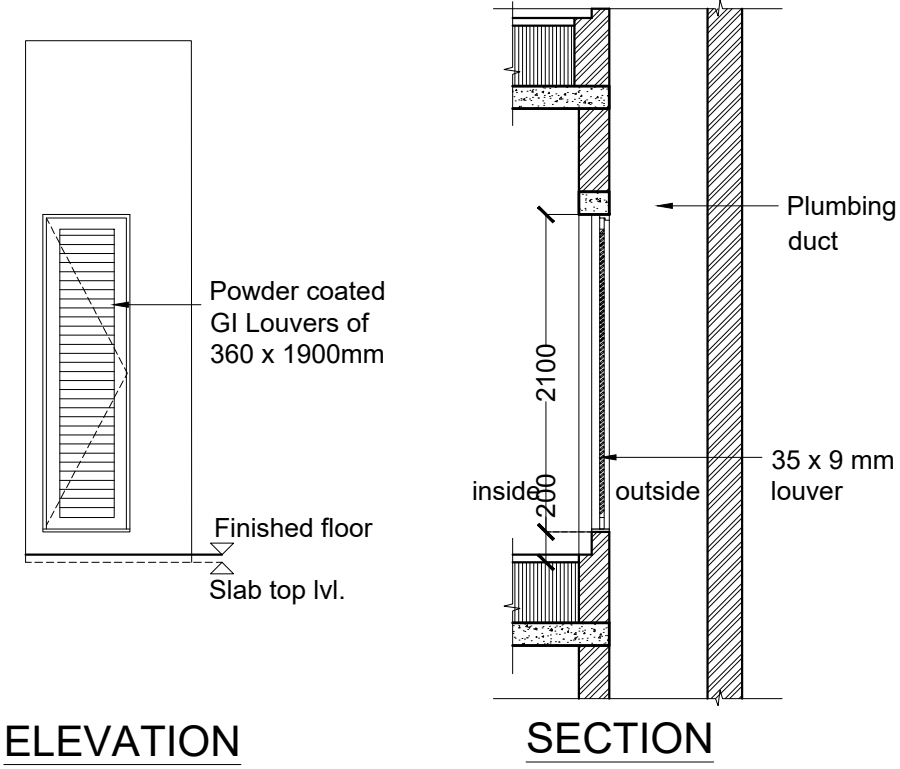
V4 Ventilation shaft



TENDER DRAWING
NOT FOR CONSTRUCTION

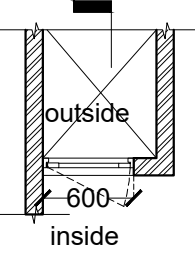
DUCT SHUTTERS

DS1(Plumbing duct shutter-Toilet 2,Toilet 4, Toilet 1, 120 Seater classroom, 60 seater classroom, Admin Lounge, PACE)



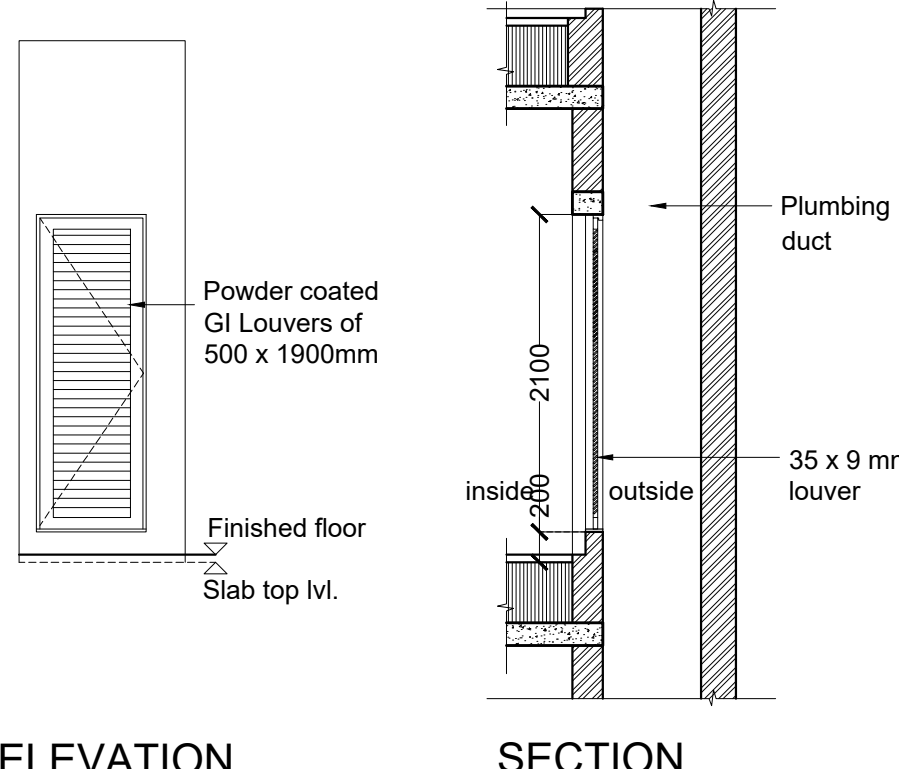
ELEVATION

SECTION



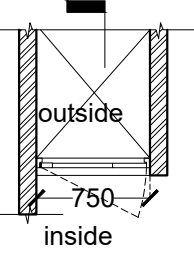
PLAN

DS2 (Plumbing duct shutter- Toilet 2,Toilet 3)



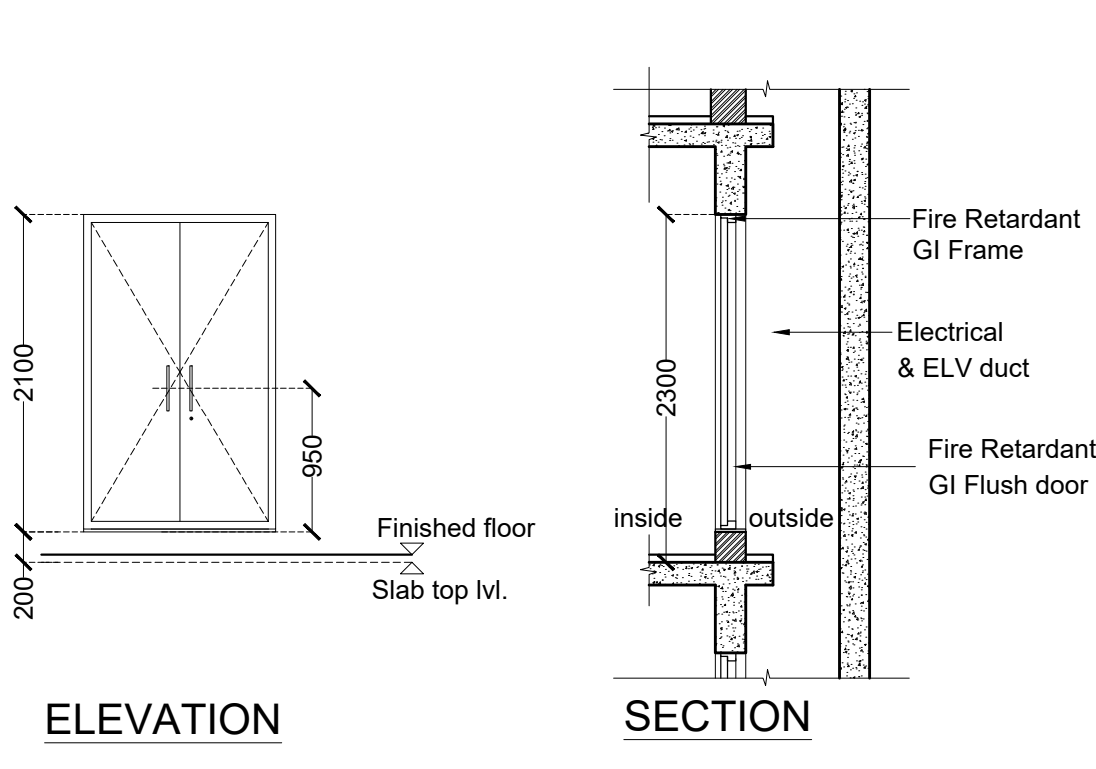
ELEVATION

SECTION



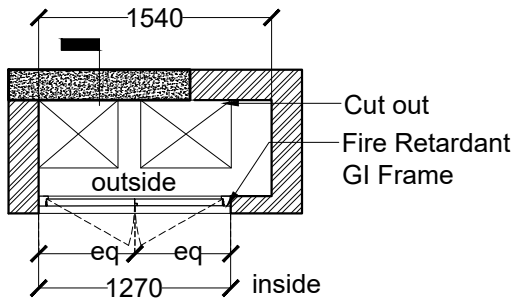
PLAN

DS3(Electrical duct shutter- New Faculty Block all floors)



ELEVATION

SECTION



PLAN

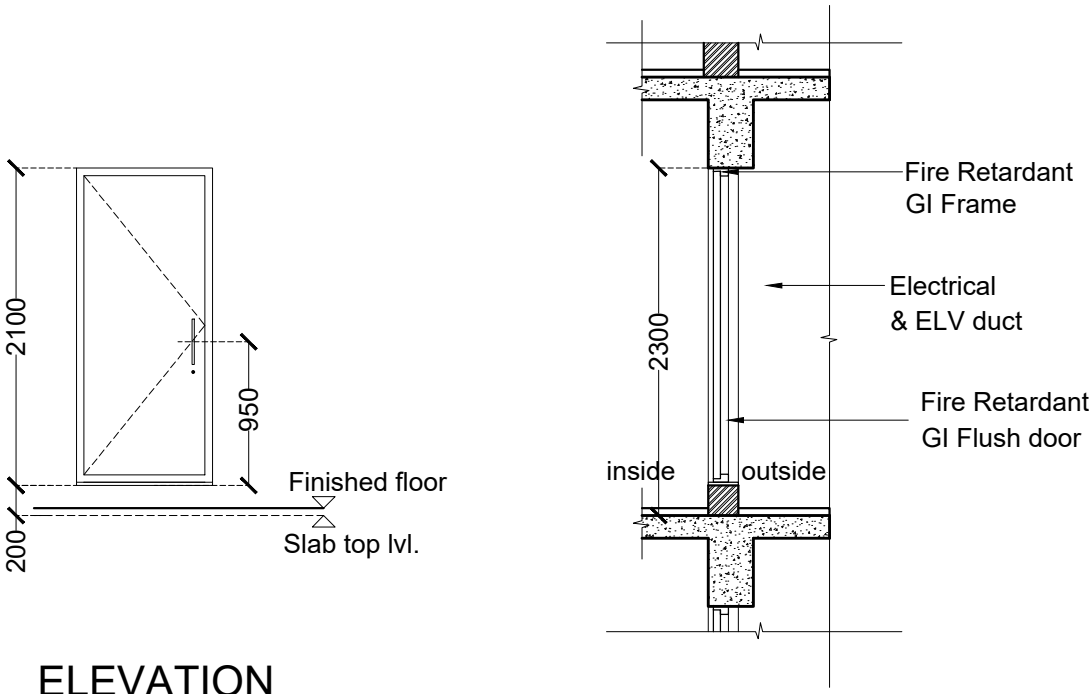
GENERAL NOTES

- THIS DRAWING IS THE SOLE PROPERTY OF DESIGN COOPERATIVE AND IS NOT TO BE COPIED OR USED WITHOUT PRIOR PERMISSION.
- ALL DIMENSIONS IN THE DRAWING ARE TO BE READ AND NOT TO BE MEASURED.
- ANY DISCREPANCY BETWEEN DRAWINGS SHOULD BE BROUGHT TO THE ARCHITECTS NOTICE.
- ALL DIMENSIONS AND LEVELS ARE FROM UNFINISHED SURFACES.
- ALL ELECTRICAL WIRING TO BE CONCEALED IN WALL AND SLABS.
- ALL PLUMBING PIPES SHOULD BE TAKEN WITHIN DUCTS OF THE BUILDINGS.
- EXTERIOR AND INTERIOR WALLS TO BE TAKEN AS 230MM THICK FOR OAB AND 200MM THK FOR NFB AAC BLOCK UNLESS SPECIFIED

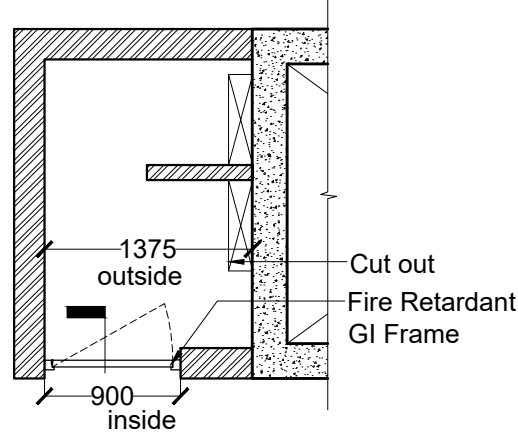
NOTES

- ALL ALUMINIUM DOOR, WINDOW, VENTILATOR AND DUCT SHUTTER FRAME SECTIONS TO BE FINALIZED BY VENDOR.
- ALL DOOR, WINDOW, VENTILATOR AND DUCT SHUTTER FRAME SECTIONS TO BE FINALIZED BY VENDOR.
- THIS DRAWING SHOULD BE READ IN CONJUNCTION TO SCHEDULES TD-A-401-01 TO TD-A-403-02
- FOR PLANS, REFER DWG NO. TD-A-201 TO TD-A-211.
- FOR SECTIONS AND ELEVATIONS, REFER DWG NO. TD-A-301 TO TD-A-305.
- FOR DOOR, WINDOW, VENTILATOR AND DUCT SHUTTER SCHEDULE AND DETAILS, REFER DWG NO. TD-A-401 TO A-408.
- FOR STAIRCASE DETAILS, REFER DWG NO. TD-A-501 TO TD-A-506.
- FOR FALSE CEILING DETAILS, REFER DWG NO. TD-A-601 TO TD-A-603.
- FOR FLOORING LAYOUT AND DETAILS, REFER DWG NO. TD-A-701 TO TD-A-711.
- FOR MISCELLANEOUS DETAILS, REFER DWG NO. TD-A-902 TO TD-A-908.

DS4(Electrical duct shutter- OAB First and Second Floor)

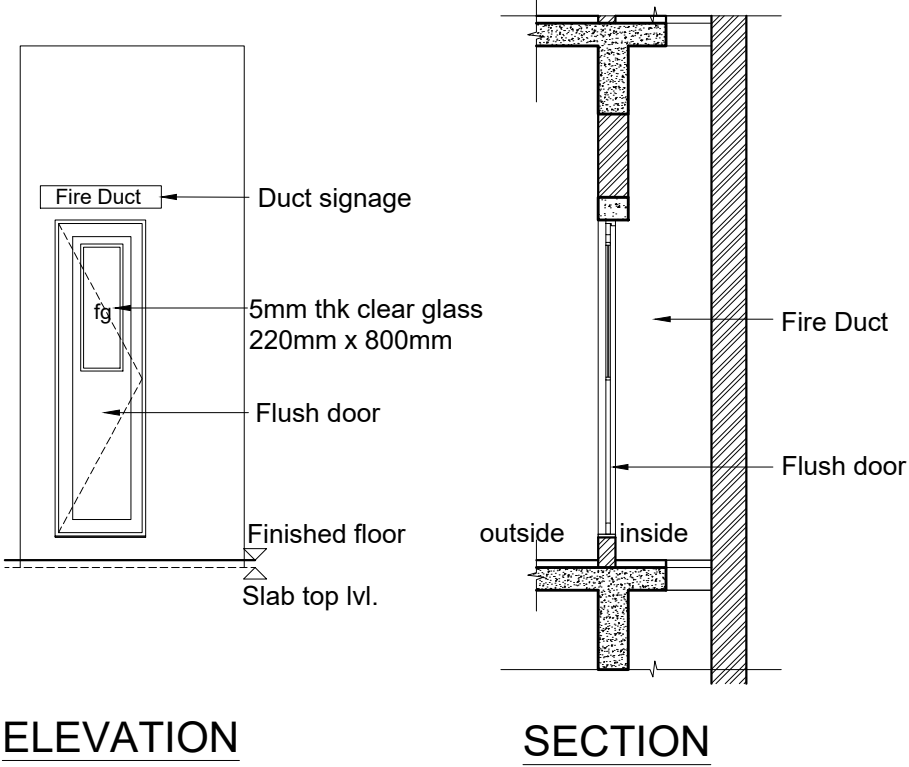


ELEVATION



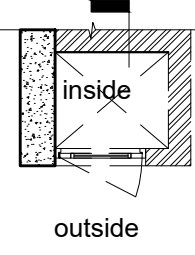
PLAN

DS5(New Faculty Block -All Floors)



ELEVATION

SECTION



PLAN

LEGEND

- DOORS
- WINDOWS
- VENTILATORS
- DUCT SHUTTER
- GLASS
- FIXED GLASS
- AAC BLOCK WALL
- CONCRETE
- BRICK BAT COBA
- PART SECTIONS
- MS GRILL

PROJECT : OAB REDEVELOPMENT, NLSIU, BENGALURU

CLIENT : NLSIU

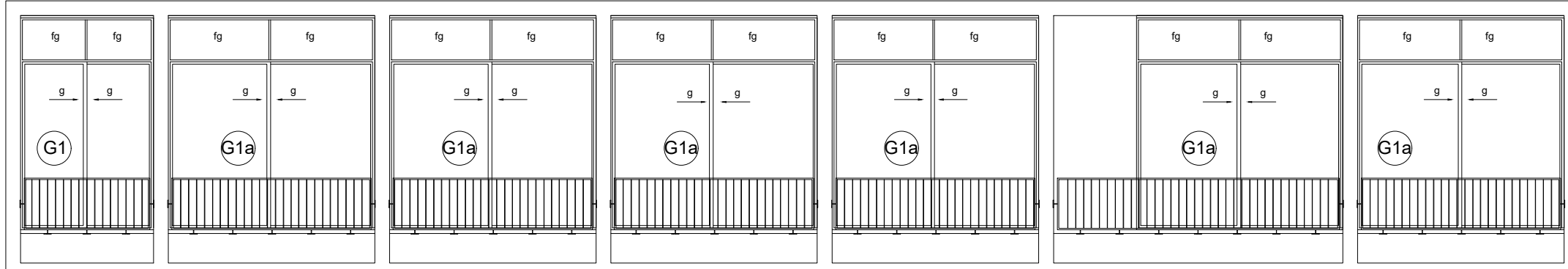
TITLE : DUCT SHUTTER DETAILS

DATE	24/12/2024	CHECKED	IP
DRAWN	SF	APPROVED	QD
PROJ. NO	AD/0123	SCALE	1:50@A2

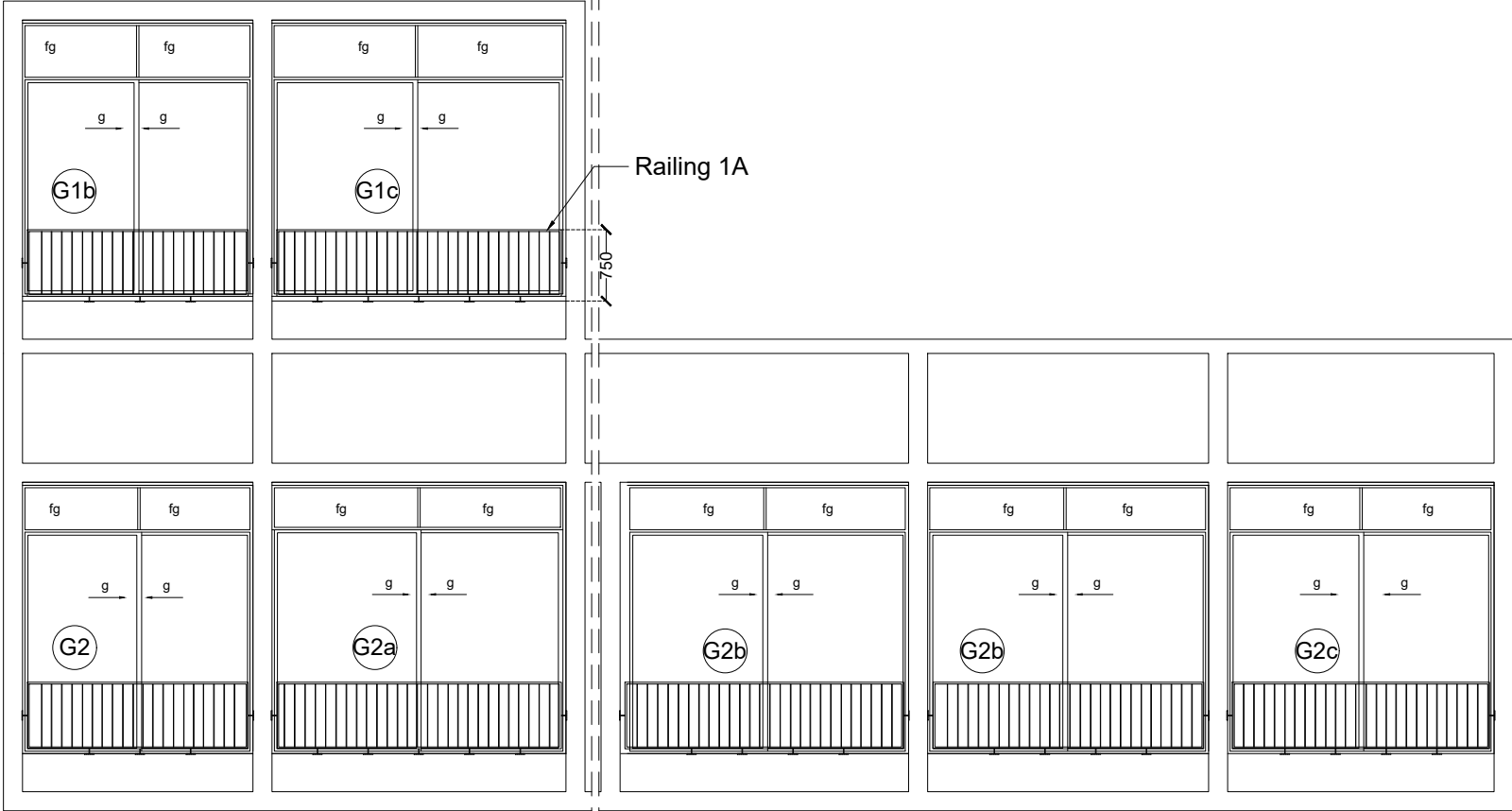
PMC	-	DRG .NO
MUNICIPAL CONSULTANT	-	TD-A-406
STRUCTURAL CONSULTANT	MANJUNATH & CO	
MEP CONSULTANT	McD BERL	
LANDSCAPE CONSULTANT	-	
SUSTAINABILITY CONSULTANT	McD BERL	

TENDER DRAWING
NOT FOR CONSTRUCTION

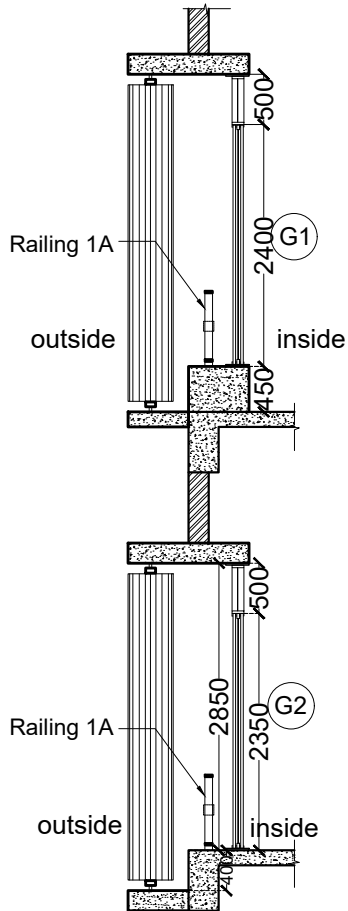
DCOOP
ARCHITECTURE.DESIGN.RESEARCH
UNIT NO. 109, 1ST FLOOR, SWASTIK CHAMBERS, S.G.BARVE MARG, CHEMBUR, MUMBAI - 400071
PH:+91 22 3515 4031 E-MAIL: mail@dcop.in



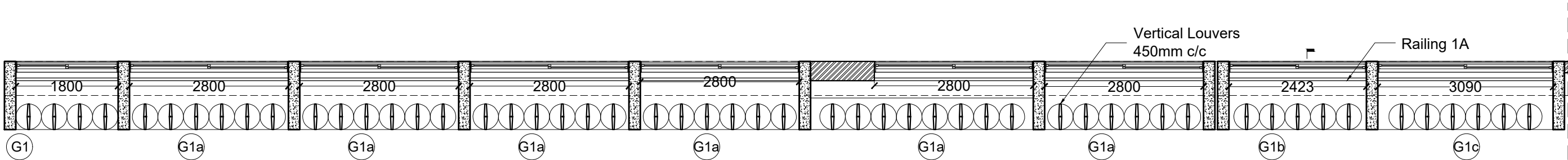
SOUTH ELEVATION



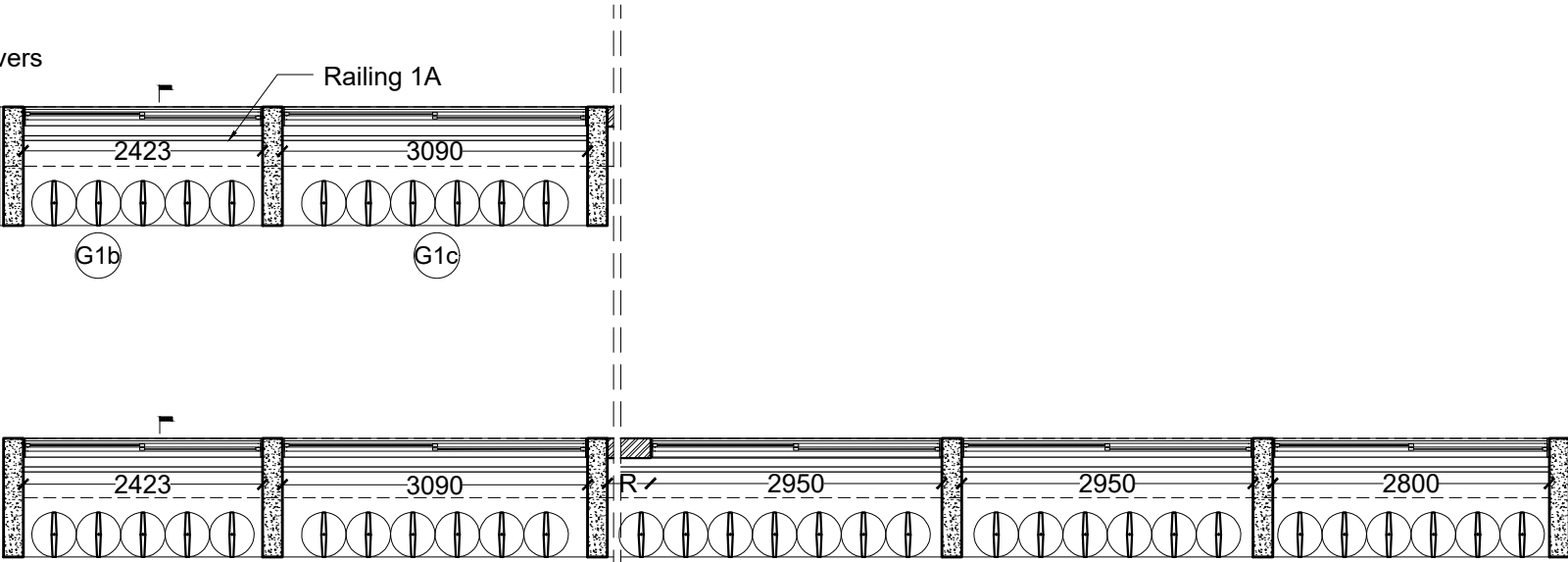
EAST ELEVATION



SECTION



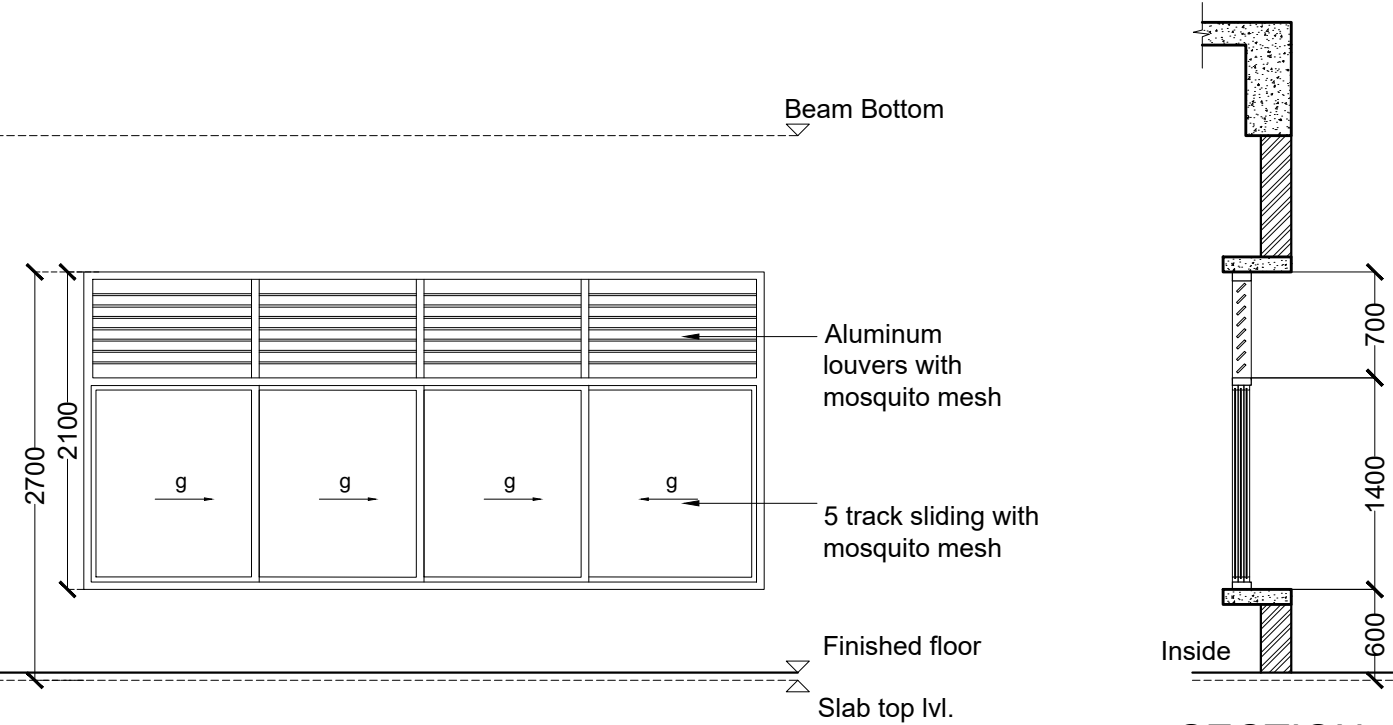
G1, G1a, G1b 120 seater Classroom



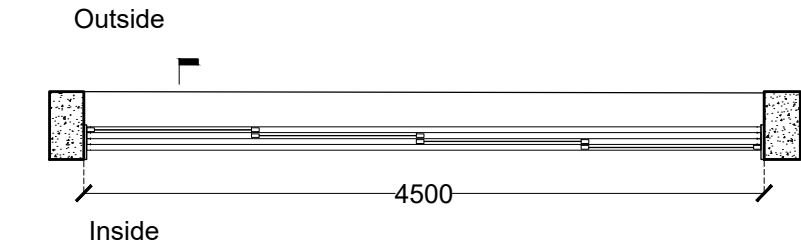
South façade - Alumni Office

East façade - Alumni Office

G5 OAB -ADMIN(GROUND AND FIRST FLOOR)



SECTION



PLAN

- GENERAL NOTES**
- THIS DRAWING IS THE SOLE PROPERTY OF DESIGN COOPERATIVE AND IS NOT TO BE COPIED OR USED WITHOUT PRIOR PERMISSION.
 - ALL DIMENSIONS IN THE DRAWING ARE TO BE READ AND NOT TO BE MEASURED.
 - ANY DISCREPANCY BETWEEN DRAWINGS SHOULD BE BROUGHT TO THE ARCHITECTS NOTICE.
 - ALL DIMENSIONS AND LEVELS ARE FROM UNFINISHED SURFACES.
 - ALL ELECTRICAL WIRING TO BE CONCEALED IN WALL AND SLABS.
 - ALL PLUMBING PIPES SHOULD BE TAKEN WITHIN DUCTS OF THE BUILDINGS.
 - EXTERIOR AND INTERIOR WALLS TO BE TAKEN AS 230MM THICK FOR OAB AND 200MM THK FOR NFB AAC BLOCK UNLESS SPECIFIED

- NOTES**
- ALL ALUMINIUM DOOR, WINDOW, VENTILATOR AND DUCT SHUTTER FRAME SECTIONS TO BE FINALIZED BY VENDOR.
 - ALL DOOR, WINDOW, VENTILATOR AND DUCT SHUTTER FRAME SECTIONS TO BE FINALIZED BY VENDOR.
 - THIS DRAWING SHOULD BE READ IN CONJUNCTION TO SCHEDULES TD-A-401-01 TO TD-A-403-02
 - FOR PLANS, REFER DWG NO. TD-A-201 TO TD-A-211.
 - FOR SECTIONS AND ELEVATIONS, REFER DWG NO. TD-A-301 TO TD-A-305.
 - FOR DOOR, WINDOW, VENTILATOR AND DUCT SHUTTER SCHEDULE AND DETAILS, REFER DWG NO. TD-A-401 TO A-408.
 - FOR STAIRCASE DETAILS, REFER DWG NO. TD-A-501 TO TD-A-506.
 - FOR FALSE CEILING DETAILS, REFER DWG NO. TD-A-601 TO TD-A-603.
 - FOR FLOORING LAYOUT AND DETAILS, REFER DWG NO. TD-A-701 TO TD-A-711.
 - FOR MISCELLANEOUS DETAILS, REFER DWG NO. TD-A-902 TO TD-A-908.

REVISIONS		
NO	DATE	DESCRIPTION

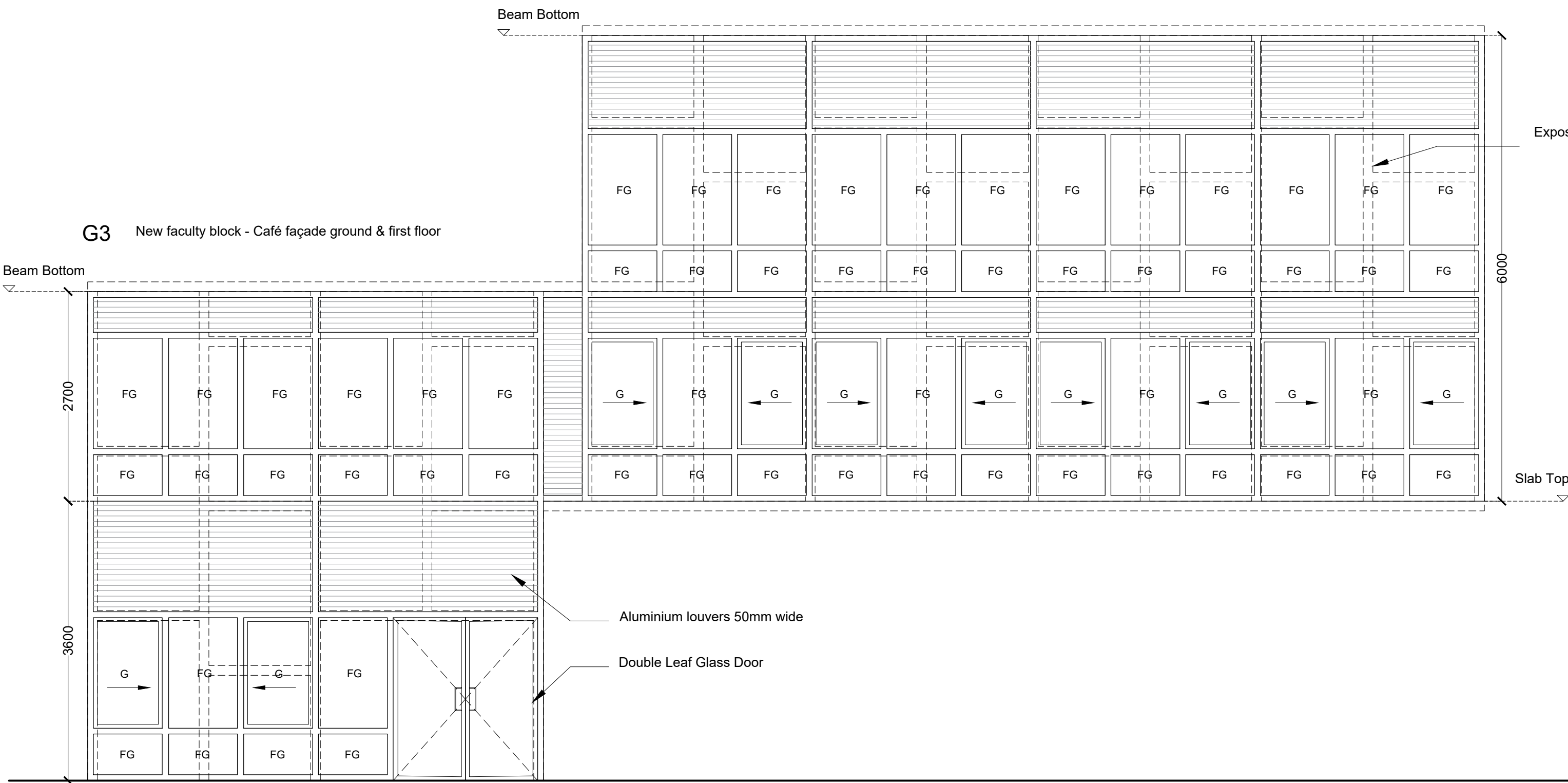
PROJECT : OAB REDEVELOPMENT, NLSIU, BENGALURU			
CLIENT : NLSIU			
TITLE : WINDOW (GLAZING) DETAILS			
DATE	24/12/2024	CHECKED	IP
DRAWN	SF	APPROVED	QD
PROJ. NO	AD/0123	SCALE	VARIES@A2

PMC	: -	DRG .NO
MUNICIPAL CONSULTANT	: -	TD-A-407-01
STRUCTURAL CONSULTANT	: MANJUNATH & CO	
MEP CONSULTANT	: McD BERL	
LANDSCAPE CONSULTANT	: -	
SUSTAINABILITY CONSULTANT	: McD BERL	

DCOOP	
ARCHITECTURE.DESIGN RESEARCH	
UNIT NO. 109, 1ST FLOOR, SWASTIK CHAMBERS, S.G.BARVE MARG, CHEMBUR, MUMBAI - 400071	
PH:+91 22 3515 4031 E-MAIL: mail@dcoop.in	

TENDER DRAWING
NOT FOR CONSTRUCTION

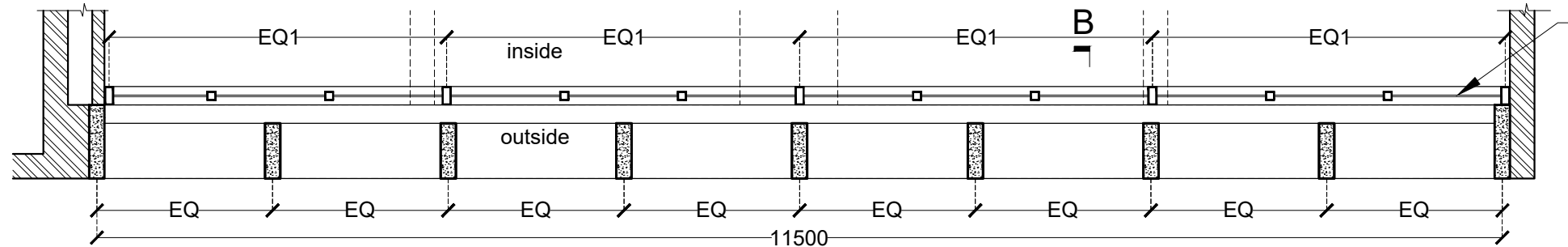
G3 New faculty block - Café façade ground & first floor



G4 New faculty block - Café façade Lower Ground floor

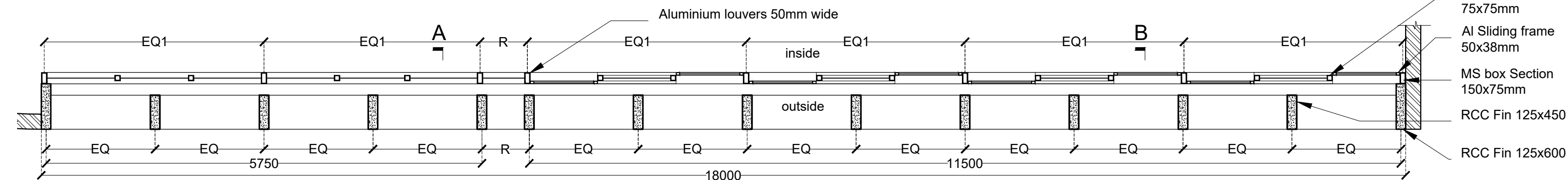
ELEVATION

Scale- 1:50



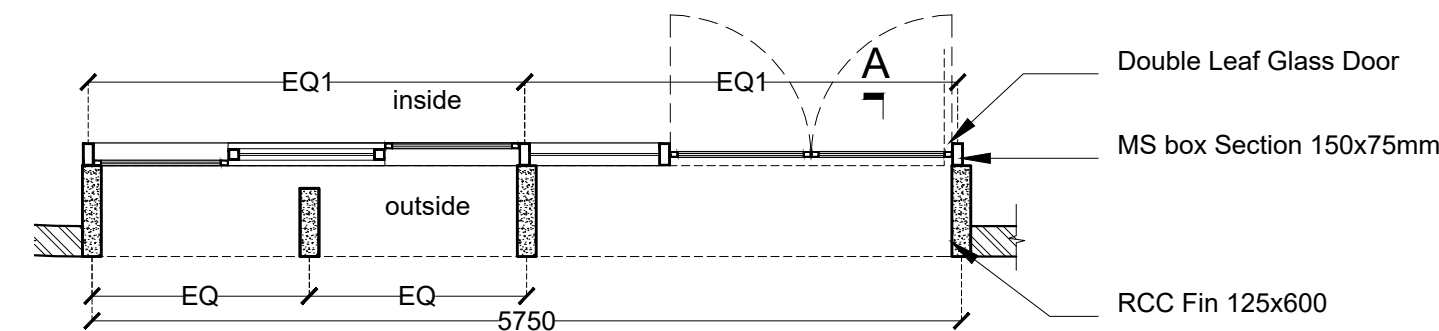
PLAN @ 7.5M

Scale- 1:50



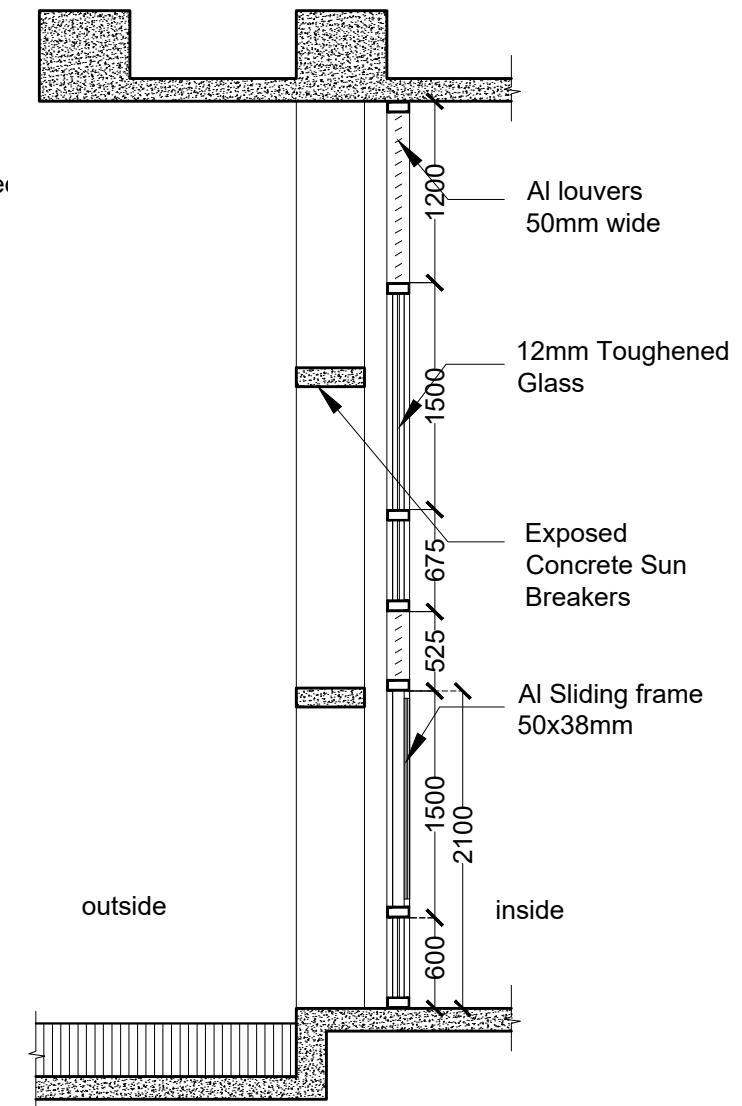
PLAN @ 4.5M

Scale- 1:50



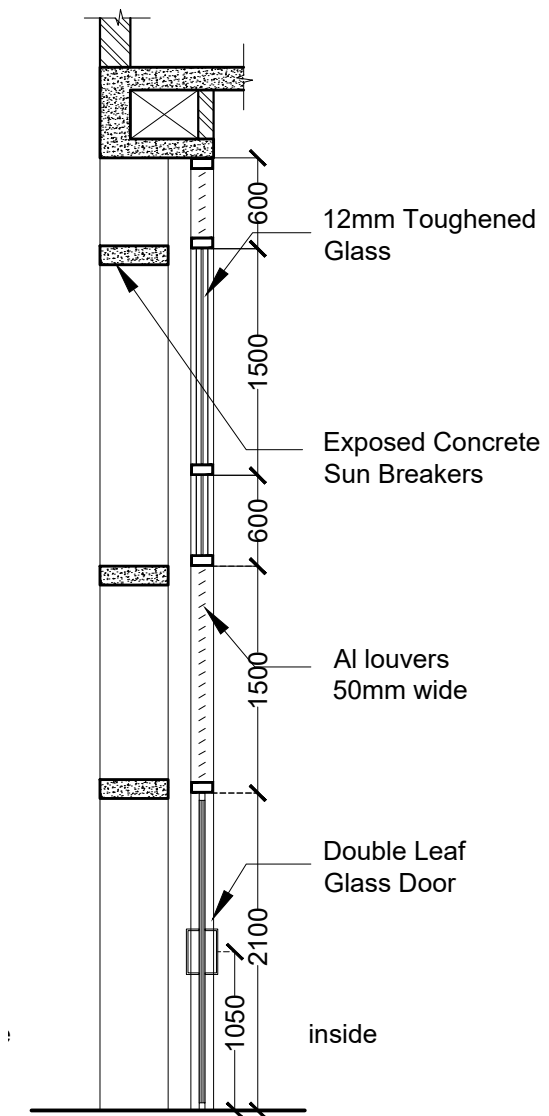
PLAN @ 1.2M

Scale- 1:50



SECTION B

Scale- 1:50



SECTION A

Scale- 1:50

GENERAL NOTES

- THIS DRAWING IS THE SOLE PROPERTY OF DESIGN COOPERATIVE AND IS NOT TO BE COPIED OR USED WITHOUT PRIOR PERMISSION.
- ALL DIMENSIONS IN THE DRAWING ARE TO BE READ AND NOT TO BE MEASURED.
- ANY DISCREPANCY BETWEEN DRAWINGS SHOULD BE BROUGHT TO THE ARCHITECTS NOTICE.
- ALL DIMENSIONS AND LEVELS ARE FROM UNFINISHED SURFACES.
- ALL ELECTRICAL WIRING TO BE CONCEALED IN WALL AND SLABS.
- ALL PLUMBING PIPES SHOULD BE TAKEN WITHIN DUCTS OF THE BUILDINGS.
- EXTERIOR AND INTERIOR WALLS TO BE TAKEN AS 230MM THICK FOR OAB AND 200MM THK FOR NFB AAC BLOCK UNLESS SPECIFIED

NOTES

- ALL ALUMINUM DOOR, WINDOW, VENTILATOR AND DUCT SHUTTER FRAME SECTIONS TO BE FINALIZED BY VENDOR.
- ALL DOOR, WINDOW, VENTILATOR AND DUCT SHUTTER FRAME SECTIONS TO BE FINALIZED BY VENDOR.
- THIS DRAWING SHOULD BE READ IN CONJUNCTION TO SCHEDULES TD-A-401-01 TO TD-A-403-02
- FOR PLANS, REFER DWG NO. TD-A-201 TO TD-A-211.
- FOR SECTIONS AND ELEVATIONS, REFER DWG NO. TD-A-301 TO TD-A-305.
- FOR DOOR, WINDOW, VENTILATOR AND DUCT SHUTTER SCHEDULE AND DETAILS, REFER DWG NO. TD-A-401 TO A-408.
- FOR STAIRCASE DETAILS, REFER DWG NO. TD-A-501 TO TD-A-506.
- FOR FALSE CEILING DETAILS, REFER DWG NO. TD-A-601 to TD-A-603.
- FOR FLOORING LAYOUT AND DETAILS, REFER DWG NO. TD-A-701 TO TD-A-711.
- FOR MISCELLANEOUS DETAILS, REFER DWG NO. TD-A-902 TO TD-A-908.

REVISIONS

[illegible]

PROJECT : OAB REDEVELOPMENT,
NLSIU, BENGALURU

CLIENT : NLSIU

TITLE : WINDOW (GLAZING) DETAILS

DATE	24/12/2024	CHECKED	IP
DRAWN	SF/AD	APPROVED	QD
PROJ. NO	AD/0123	SCALE	1:50@A2

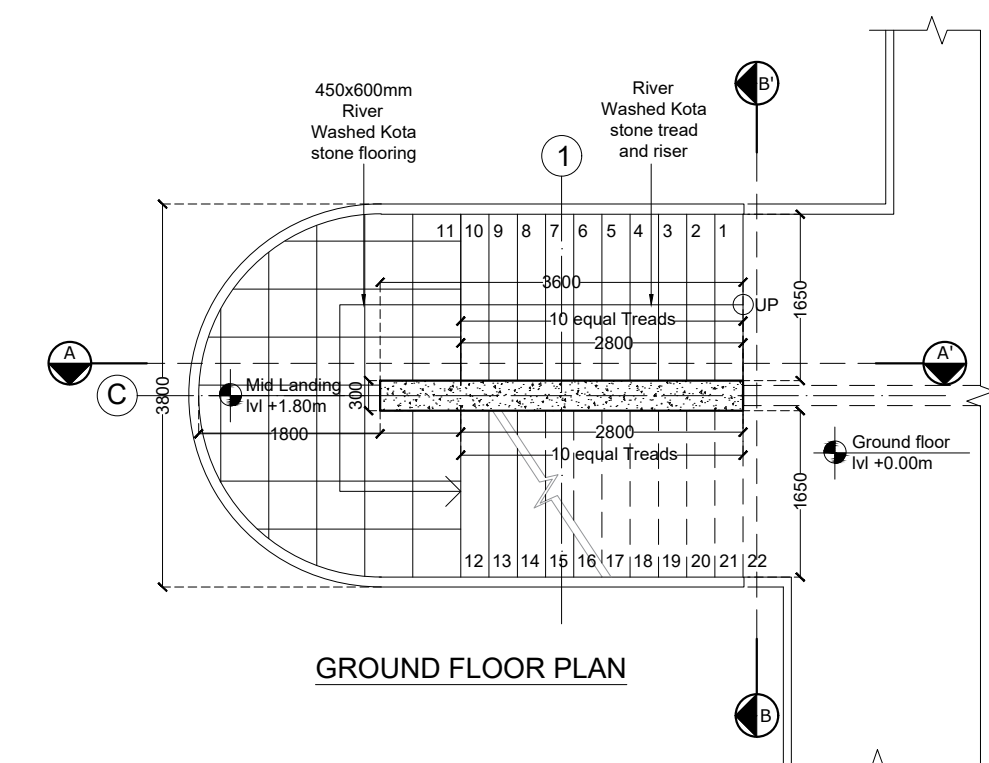
PMC	--	DRG.NO TD-A-407-02
MUNICIPAL CONSULTANT	--	
STRUCTURAL CONSULTANT	-- MANJUNATH & CO	
MEP CONSULTANT	-- McD BERL	
LANDSCAPE CONSULTANT	--	
SUSTAINABILITY CONSULTANT	-- McD BERL	

DCOOP
ARCHITECTURE.DESIGN.RESEARCH

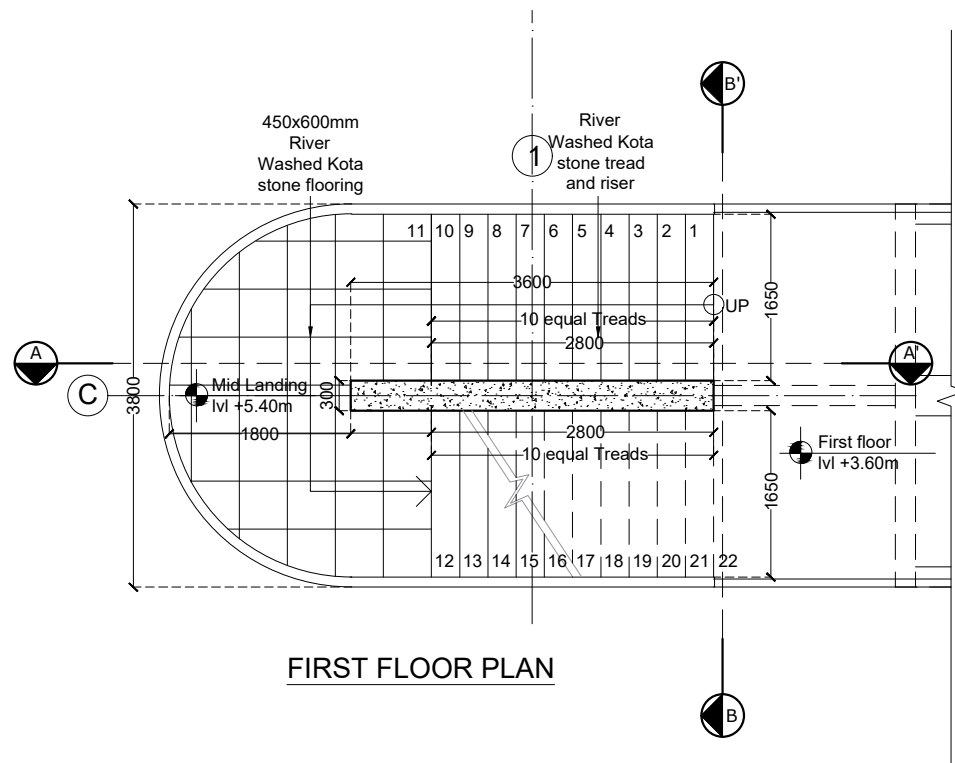
UNIT NO. 109, 1ST FLOOR, SWASTIK CHAMBERS, S.G.BARVE MARG,
CHEMBUR, MUMBAI - 400071
PH:+91 22 3515 4031 E-MAIL: mail@dcoop.in

TENDER DRAWING
NOT FOR CONSTRUCTION

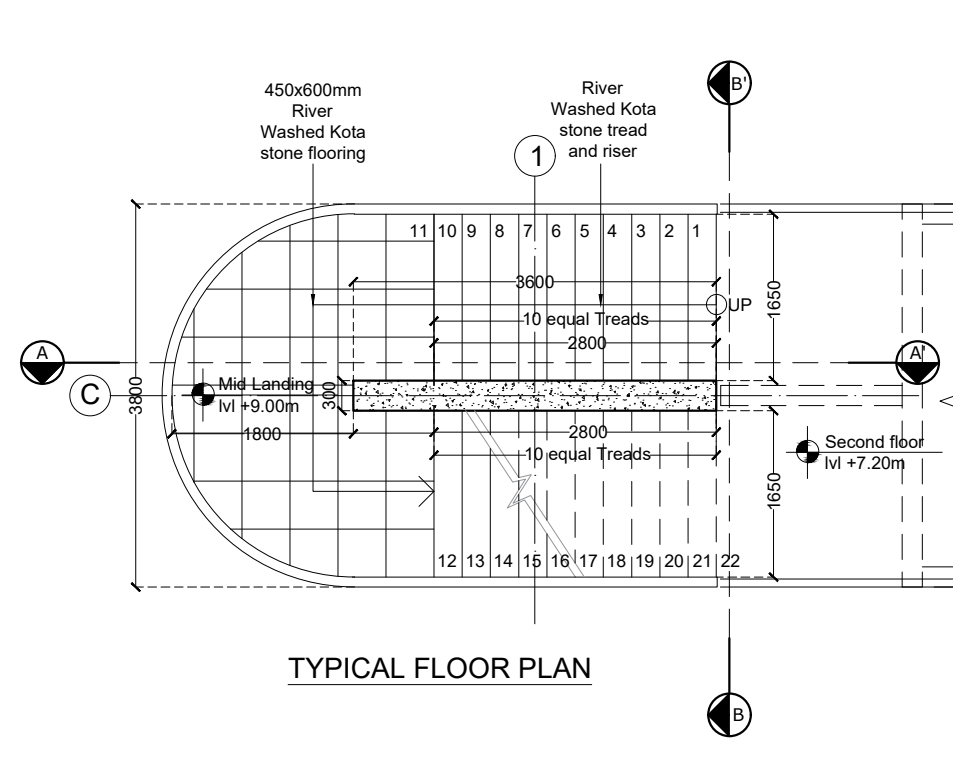
STAIRCASE DETAILS



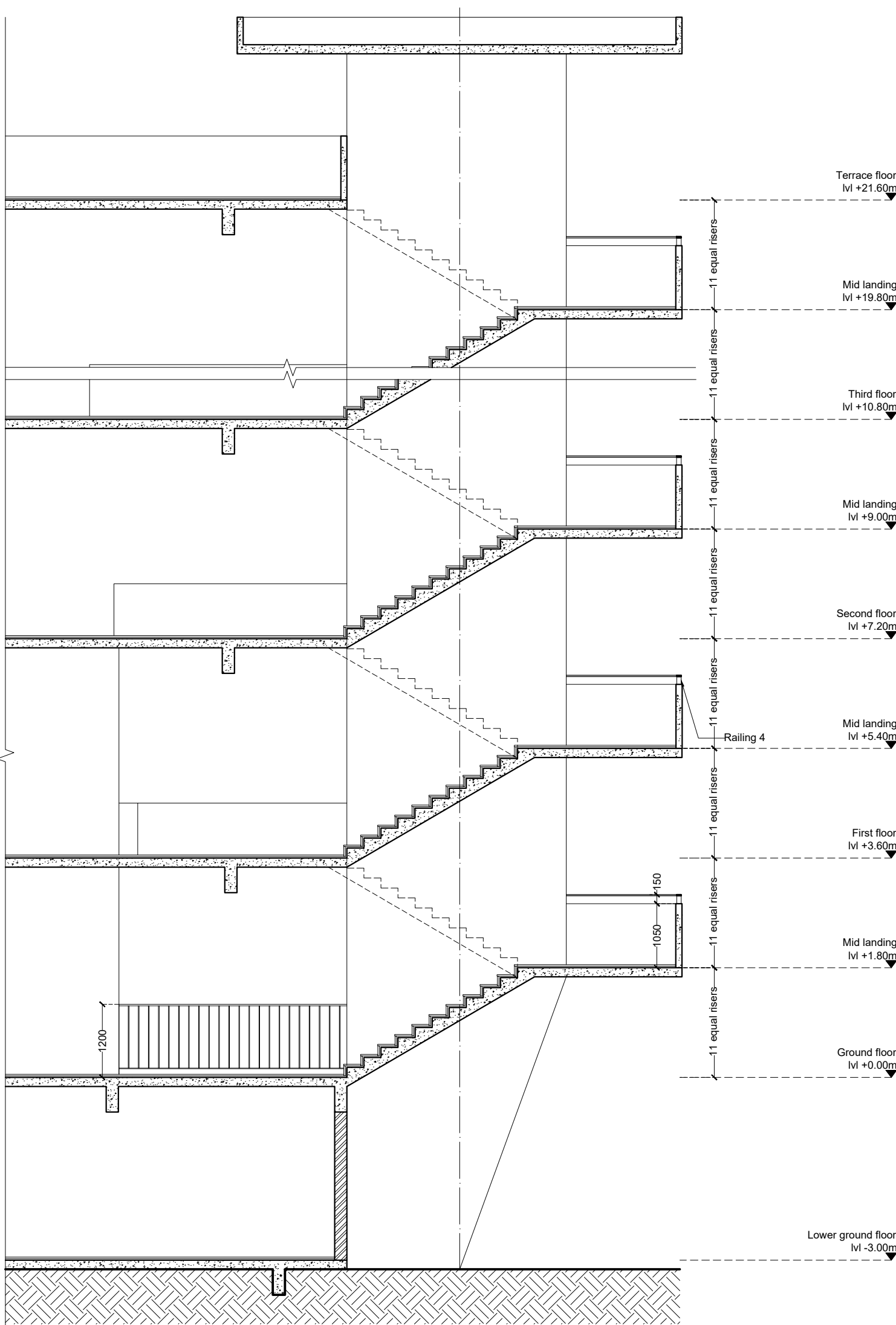
GROUND FLOOR PLAN



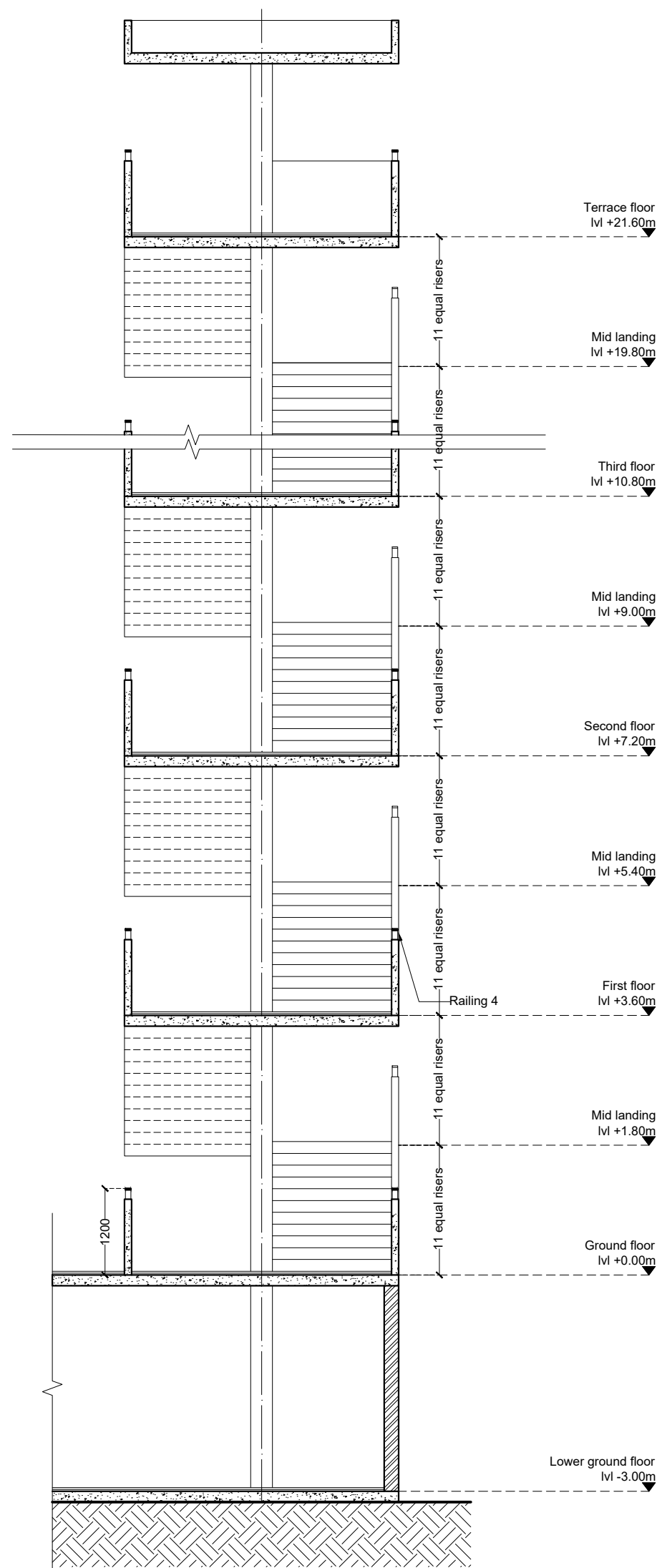
FIRST FLOOR PLAN



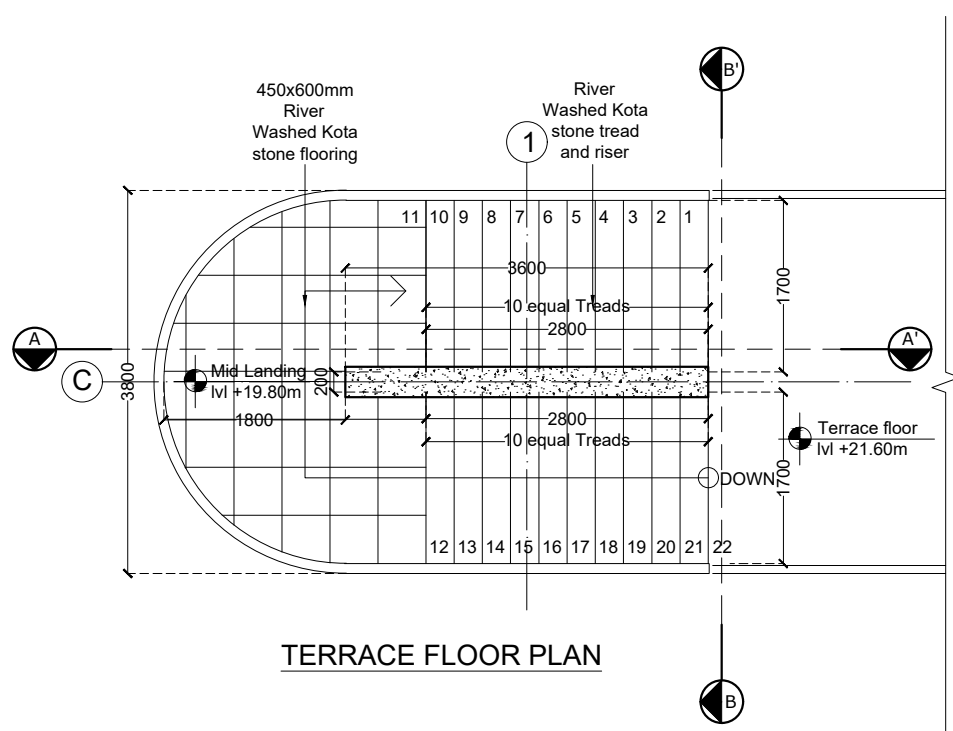
TYPICAL FLOOR PLAN



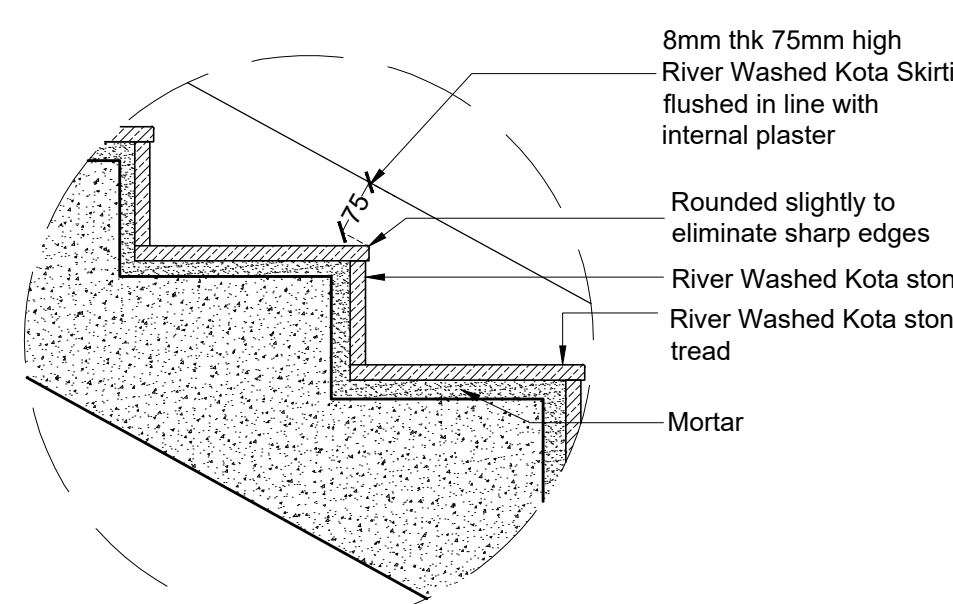
SECTION AA'



SECTION BB'



TERRACE FLOOR PLAN



NOSING DETAIL
Staircase 1,2,3,5
(Scale 1:10)

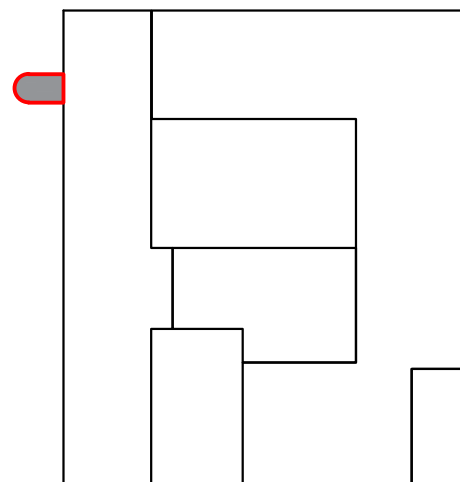
GENERAL NOTES

- THIS DRAWING IS THE SOLE PROPERTY OF DESIGN COOPERATIVE AND IS NOT TO BE COPIED OR USED WITHOUT PRIOR PERMISSION.
- ALL DIMENSIONS IN THE DRAWING ARE TO BE READ AND NOT TO BE MEASURED.
- ANY DISCREPANCY BETWEEN DRAWINGS SHOULD BE BROUGHT TO THE ARCHITECTS NOTICE.
- ALL DIMENSIONS AND LEVELS ARE FROM UNFINISHED SURFACES.
- ALL ELECTRICAL WIRING TO BE CONCEALED IN WALL AND SLABS.
- ALL PLUMBING PIPES SHOULD BE TAKEN WITHIN DUCTS OF THE BUILDINGS.
- EXTERIOR AND INTERIOR WALLS TO BE TAKEN AS 230MM THICK FOR OAB AND 200MM THK FOR NFB AAC BLOCK UNLESS SPECIFIED.

NOTES

- FOR PLANS, REFER DWG NO. TD-A-201 TO TD-A-211.
- FOR SECTIONS AND ELEVATIONS, REFER DWG NO. TD-A-301 TO TD-A-305.
- FOR DOOR, WINDOW, VENTILATOR AND DUCT SHUTTER SCHEDULE AND DETAILS, REFER DWG NO. TD-A-401 TO A-408.
- FOR FLOORING LAYOUT AND DETAILS, REFER DWG NO. TD-A-701 TO TD-A-711.
- FOR FALSE CEILING DETAILS, REFER DWG NO. TD-A-601 TO TD-A-603.
- FOR MISCELLANEOUS DETAILS, REFER DWG NO. TD-A-902 TO TD-A-908.

KEY PLAN



LEGEND

- DOORS
- WINDOWS
- VENTILATORS
- DUCT SHUTTERS
- FIRE FIGHTING DUCT
- MASONRY
- RCC
- DUCT CUT OUT
- LEVELS
- SLOPE

REVISIONS

NO	DATE	DESCRIPTION

PROJECT : OAB REDEVELOPMENT,
NLSIU, BENGALURU

CLIENT : NLSIU

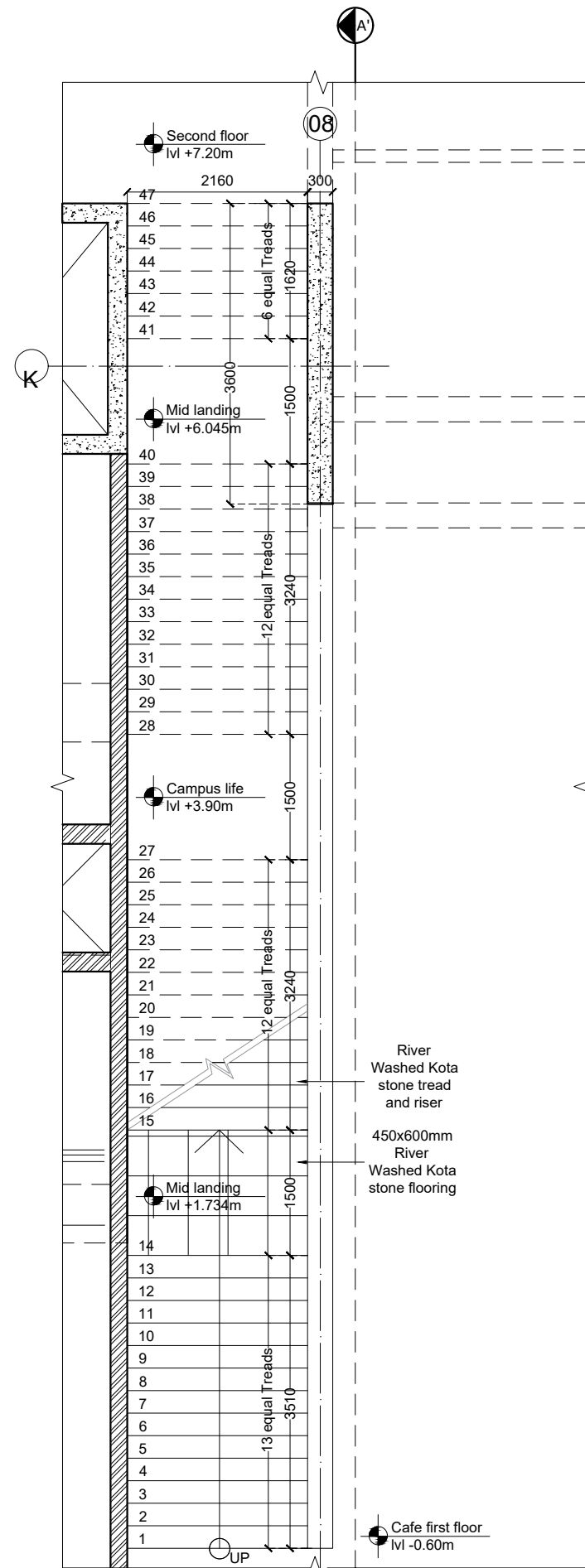
TITLE : STAIRCASE-1

DATE	24/12/2024	CHECKED	IP
DRAWN	SM	APPROVED	QD
PROJ. NO	AD/0123	SCALE	1:75@A2

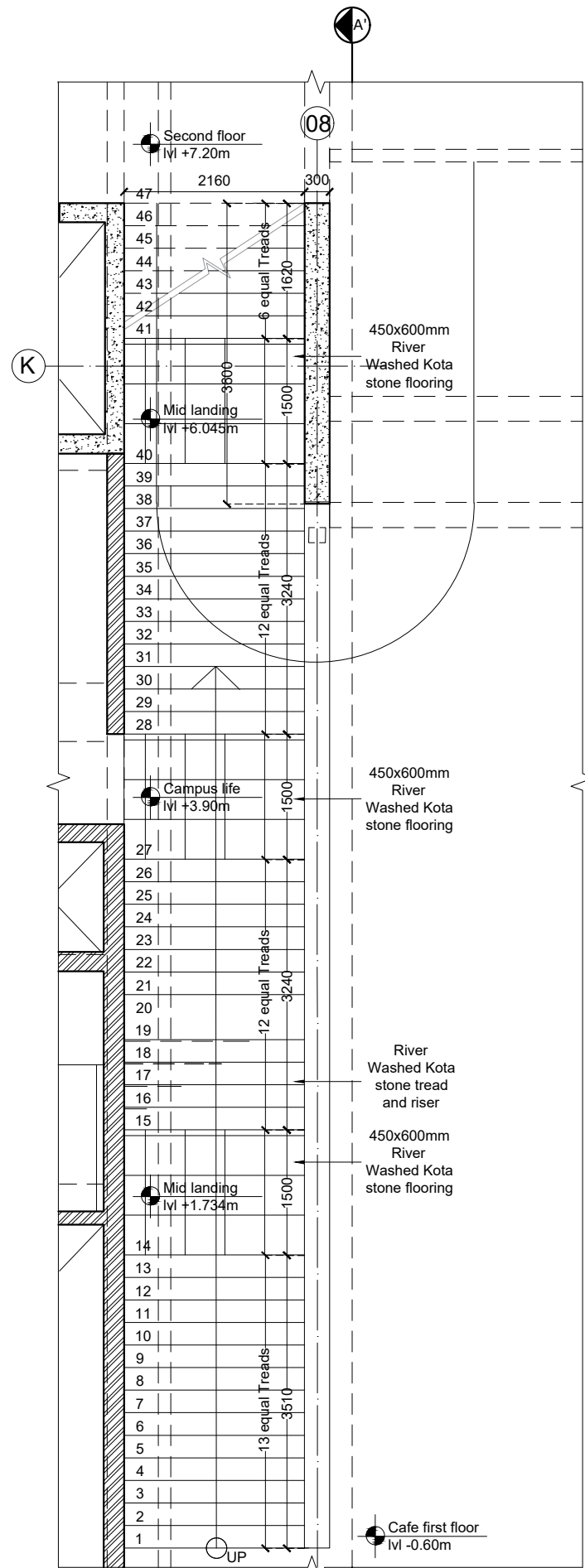
PMC	:-	DRG .NO
MUNICIPAL CONSULTANT	:-	TD-A-501
STRUCTURAL CONSULTANT	: MANJUNATH & CO	
MEP CONSULTANT	: M&D BERL	
LANDSCAPE CONSULTANT	:-	
SUSTAINABILITY CONSULTANT	: M&D BERL	

DCOOP
ARCHITECTURE DESIGN RESEARCH
UNIT NO. 109, 1ST FLOOR, SWASTIK CHAMBERS, S.G.BARVE MARG,
CHEMBUR, MUMBAI - 400071
PH:+91 22 3515 4031 E-MAIL: mail@dcloop.in

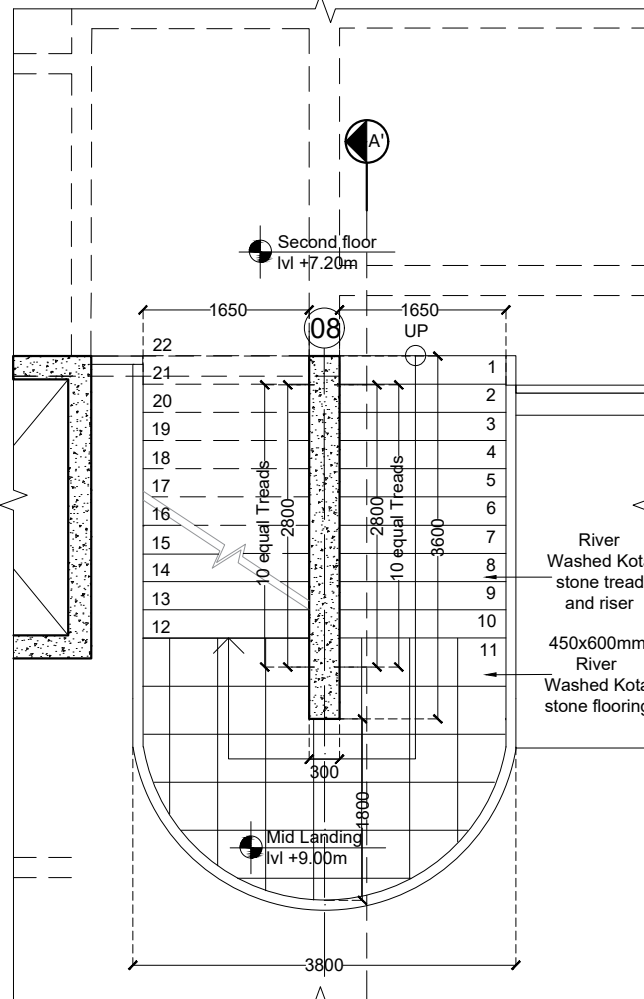
TENDER DRAWING
NOT FOR CONSTRUCTION



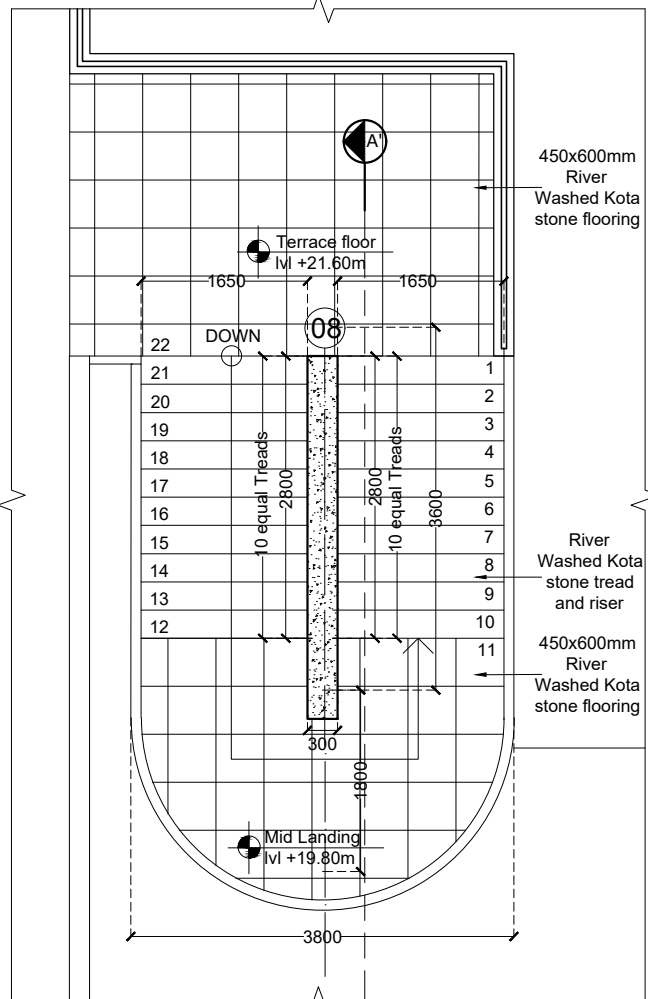
GROUND FLOOR PLAN



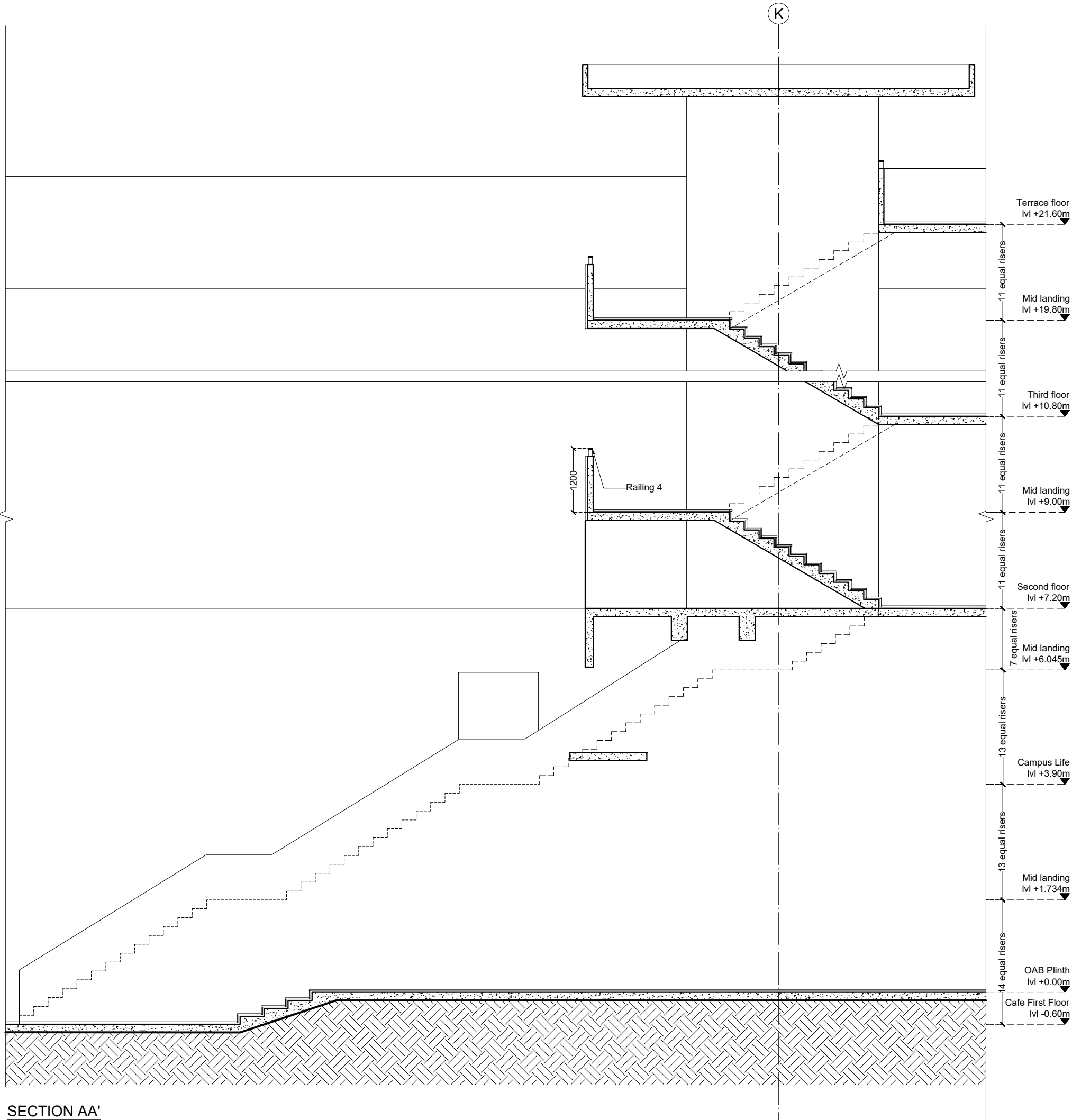
FIRST FLOOR PLAN



TYPICAL FLOOR PLAN



TERRACE FLOOR PLAN



SECTION AA'

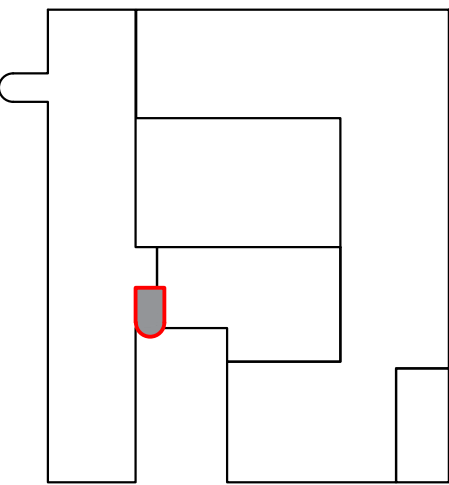
GENERAL NOTES

- THIS DRAWING IS THE SOLE PROPERTY OF DESIGN COOPERATIVE AND IS NOT TO BE COPIED OR USED WITHOUT PRIOR PERMISSION.
- ALL DIMENSIONS IN THE DRAWING ARE TO BE READ AND NOT TO BE MEASURED.
- ANY DISCREPANCY BETWEEN DRAWINGS SHOULD BE BROUGHT TO THE ARCHITECTS NOTICE.
- ALL DIMENSIONS AND LEVELS ARE FROM UNFINISHED SURFACES.
- ALL ELECTRICAL WIRING TO BE CONCEALED IN WALL AND SLABS.
- ALL PLUMBING PIPES SHOULD BE TAKEN WITHIN DUCTS OF THE BUILDINGS.
- EXTERIOR AND INTERIOR WALLS TO BE TAKEN AS 230MM THICK FOR OAB AND 200MM THK FOR NFB AAC BLOCK UNLESS SPECIFIED.

NOTES

- FOR PLANS, REFER DWG NO. TD-A-201 TO TD-A-211.
- FOR SECTIONS AND ELEVATIONS, REFER DWG NO. TD-A-301 TO TD-A-305.
- FOR DOOR, WINDOW, VENTILATOR AND DUCT SHUTTER SCHEDULE AND DETAILS, REFER DWG NO. TD-A-401 TO A-408.
- FOR FLOORING LAYOUT AND DETAILS, REFER DWG NO. TD-A-701 TO TD-A-711.
- FOR FALSE CEILING DETAILS, REFER DWG NO. TD-A-601 TO TD-A-603.
- FOR MISCELLANEOUS DETAILS, REFER DWG NO. TD-A-902 TO TD-A-908.

KEY PLAN



LEGEND

- (D) DOORS
- (W) WINDOWS
- (V) VENTILATORS
- (DS) DUCT SHUTTERS
- FF FIRE FIGHTING DUCT
- MASONRY
- RCC
- DUCT CUT OUT
- LEVELS
- SLOPE

REVISIONS

NO	DATE	DESCRIPTION

PROJECT : OAB REDEVELOPMENT,
NLSIU, BENGALURU

CLIENT : NLSIU

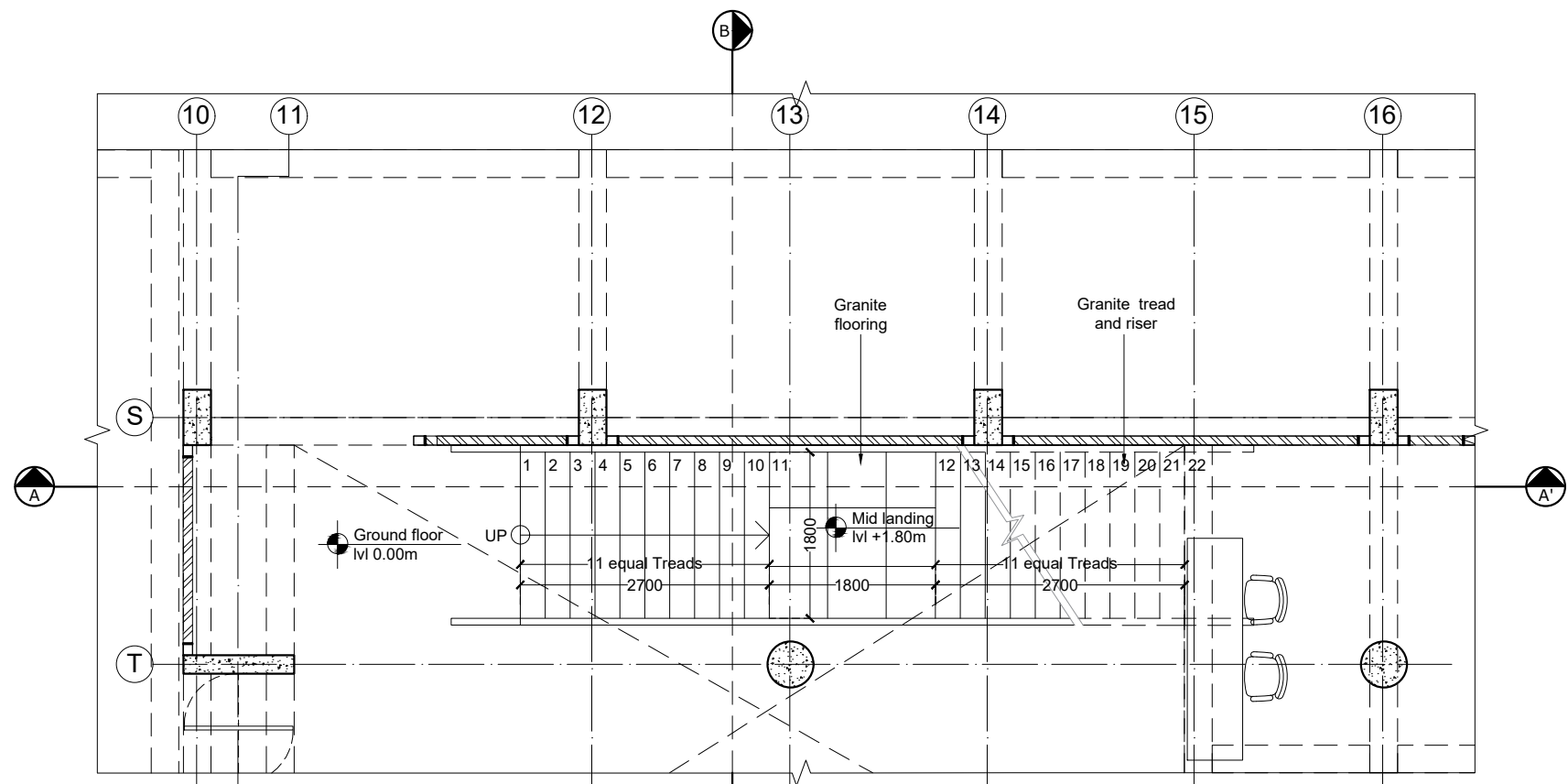
TITLE : STAIRCASE-2

DATE	24/12/2024	CHECKED	IP
DRAWN	SM	APPROVED	QD
PROJ. NO	AD/0123	SCALE	1:75@A2

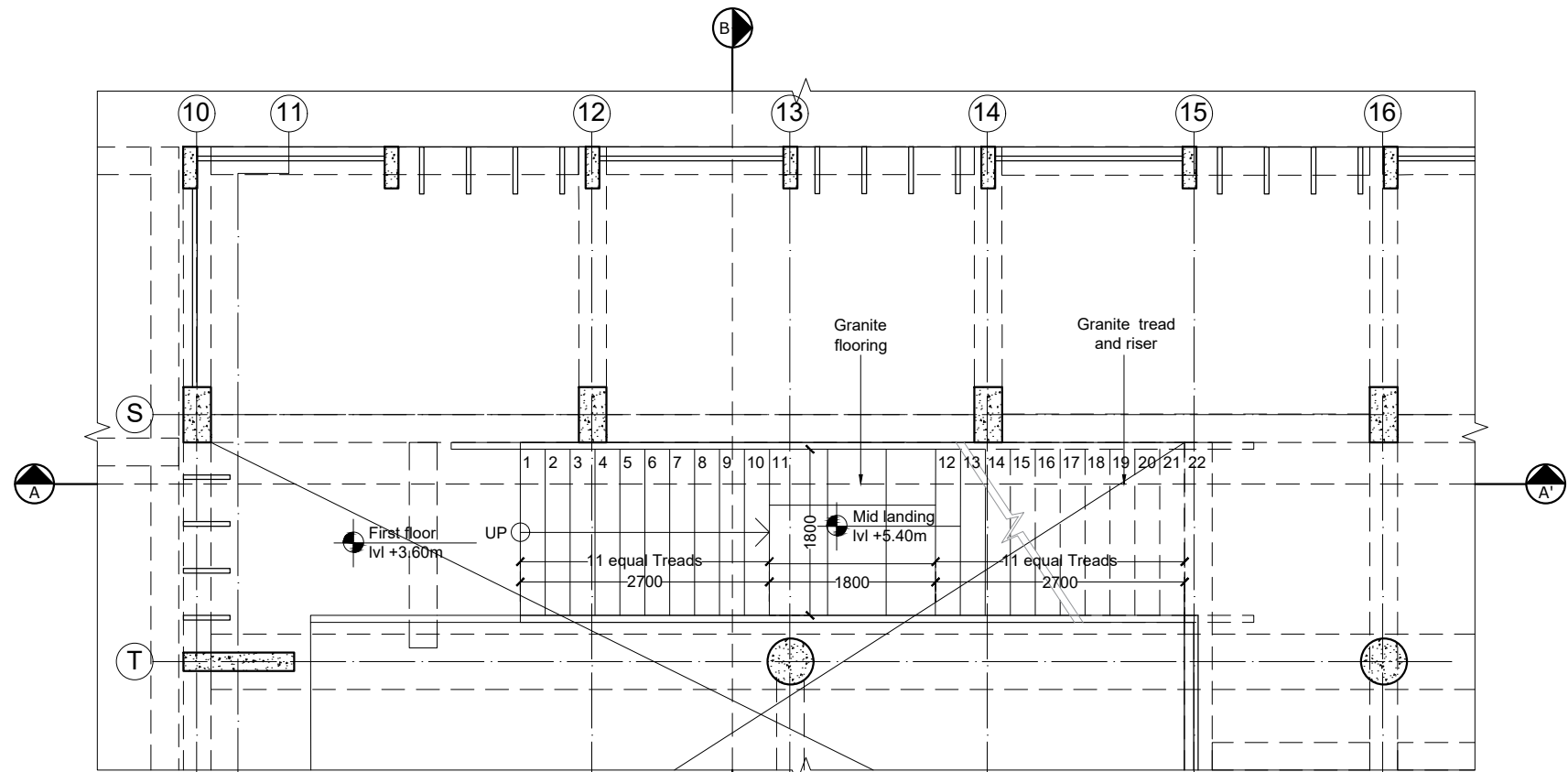
PMC	:-	DRG. NO
MUNICIPAL CONSULTANT	:-	TD-A-502
STRUCTURAL CONSULTANT	: MANJUNATH & CO	
MEP CONSULTANT	: McD BERL	
LANDSCAPE CONSULTANT	:-	
SUSTAINABILITY CONSULTANT	: McD BERL	

DCOOP
ARCHITECTURE DESIGN RESEARCH
UNIT NO. 109, 1ST FLOOR, SWASTIK CHAMBERS, S.G.BARVE MARG,
CHEMBUR, MUMBAI - 400071
PH:+91 22 3515 4031 E-MAIL: mail@dcoop.in

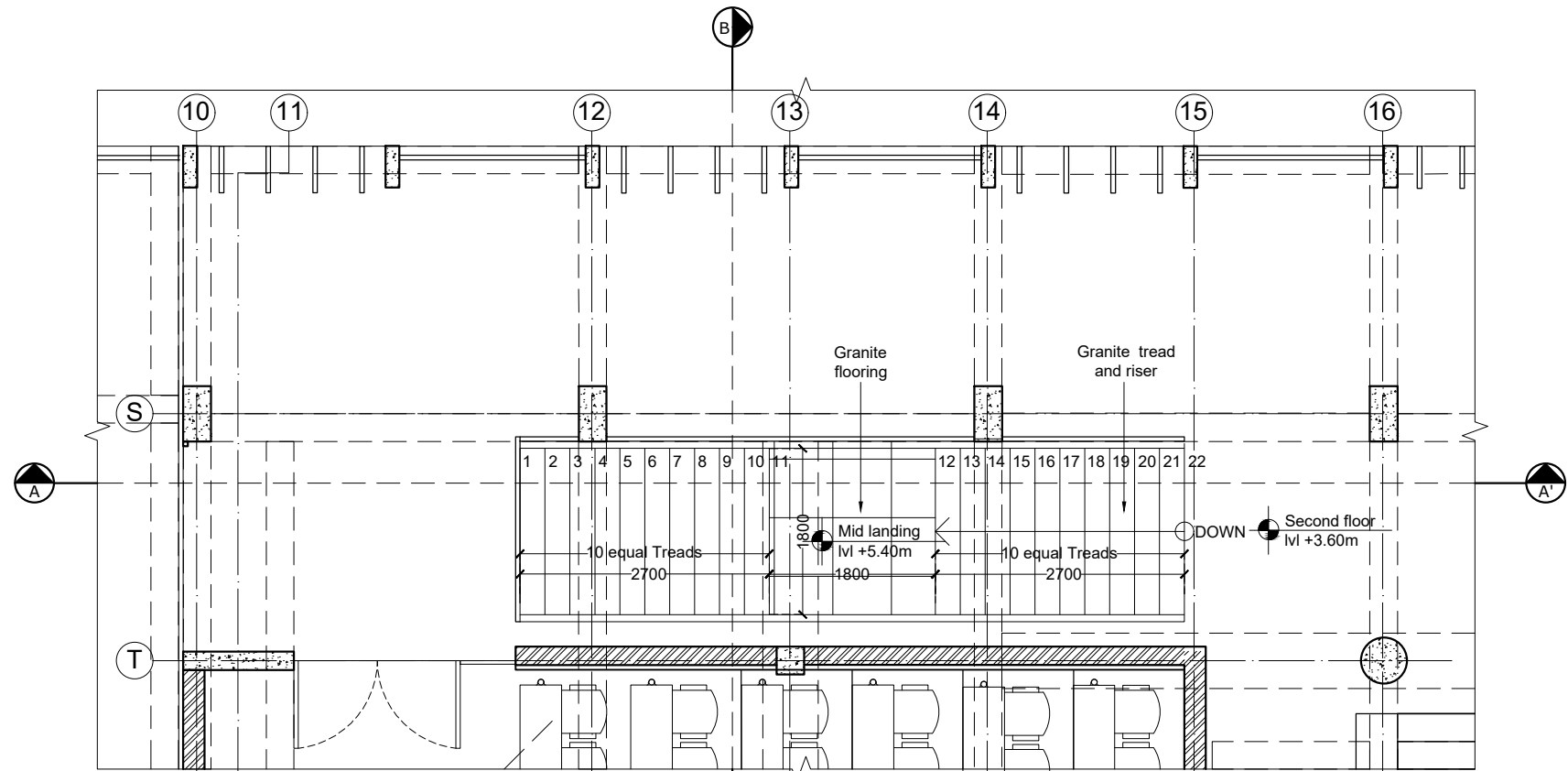
TENDER DRAWING
NOT FOR CONSTRUCTION



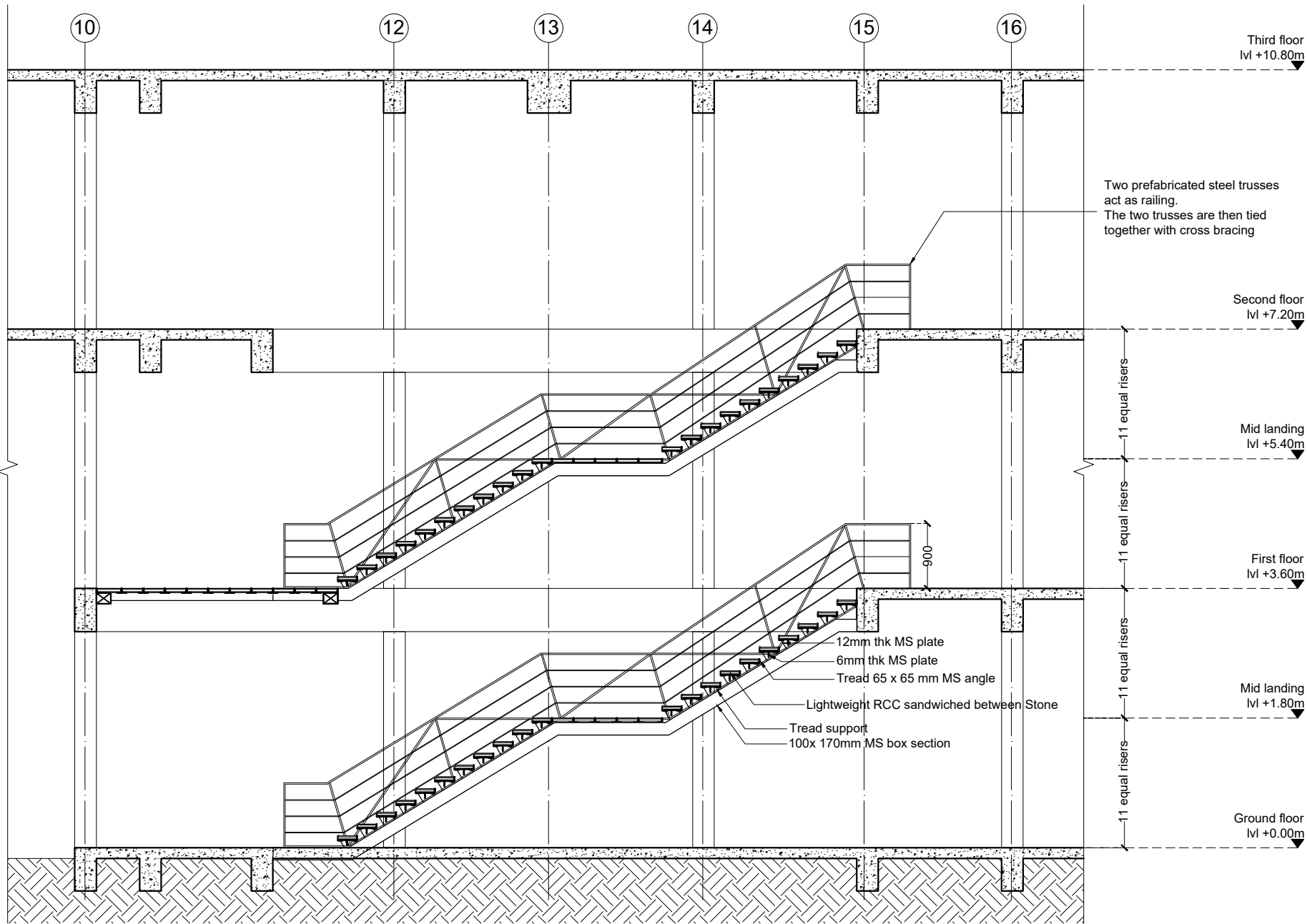
GROUND FLOOR PLAN



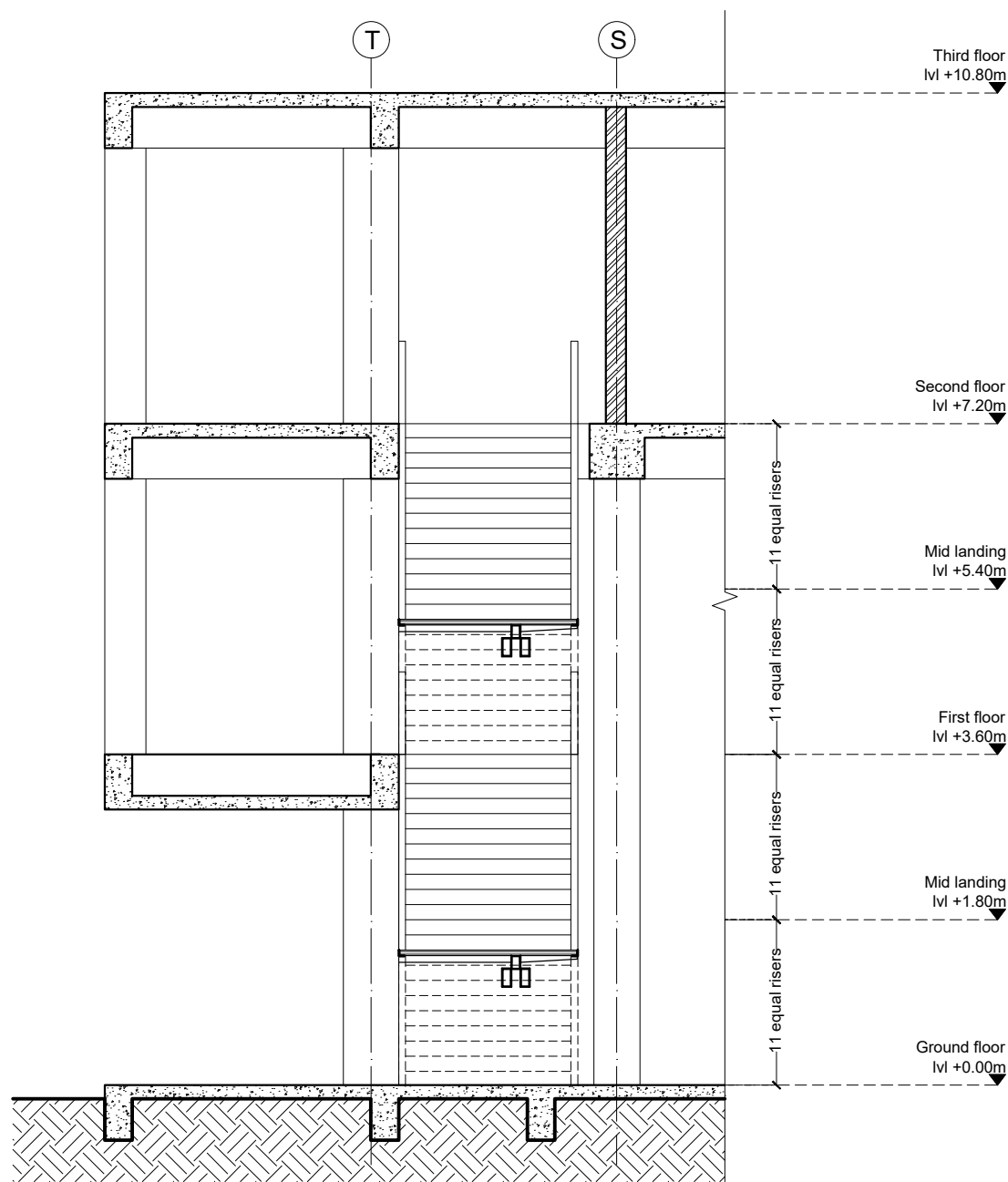
FIRST FLOOR PLAN



SECOND FLOOR PLAN



SECTION AA'



SECTION BB'

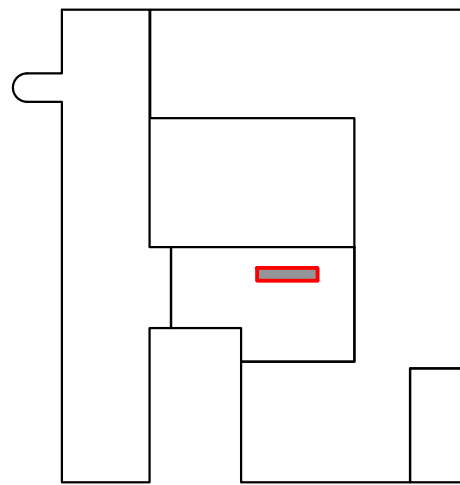
GENERAL NOTES

- THIS DRAWING IS THE SOLE PROPERTY OF DESIGN COOPERATIVE AND IS NOT TO BE COPIED OR USED WITHOUT PRIOR PERMISSION.
- ALL DIMENSIONS IN THE DRAWING ARE TO BE READ AND NOT TO BE MEASURED.
- ANY DISCREPANCY BETWEEN DRAWINGS SHOULD BE BROUGHT TO THE ARCHITECTS NOTICE.
- ALL DIMENSIONS AND LEVELS ARE FROM UNFINISHED SURFACES.
- ALL ELECTRICAL WIRING TO BE CONCEALED IN WALL AND SLABS.
- ALL PLUMBING PIPES SHOULD BE TAKEN WITHIN DUCTS OF THE BUILDINGS.
- EXTERIOR AND INTERIOR WALLS TO BE TAKEN AS 230MM THICK FOR OAB AND 200MM THK FOR NFB AAC BLOCK UNLESS SPECIFIED.

NOTES

- FOR PLANS, REFER DWG NO. TD-A-201 TO TD-A-211.
- FOR SECTIONS AND ELEVATIONS, REFER DWG NO. TD-A-301 TO TD-A-305.
- FOR DOOR, WINDOW, VENTILATOR AND DUCT SHUTTER SCHEDULE AND DETAILS, REFER DWG NO. TD-A-401 TO A-408.
- FOR FLOORING LAYOUT AND DETAILS, REFER DWG NO. TD-A-701 TO TD-A-711.
- FOR FALSE CEILING DETAILS, REFER DWG NO. TD-A-601 TO TD-A-603.
- FOR MISCELLANEOUS DETAILS, REFER DWG NO. TD-A-902 TO TD-A-908.

KEY PLAN



LEGEND

- (D) DOORS
- (W) WINDOWS
- (V) VENTILATORS
- (DS) DUCT SHUTTERS
- FF FIRE FIGHTING DUCT
- MASONRY
- RCC
- DUCT CUT OUT
- LEVELS
- SLOPE

REVISIONS

NO	DATE	DESCRIPTION

PROJECT : OAB REDEVELOPMENT,
NLSIU, BENGALURU

CLIENT : NLSIU

TITLE : STAIRCASE-3

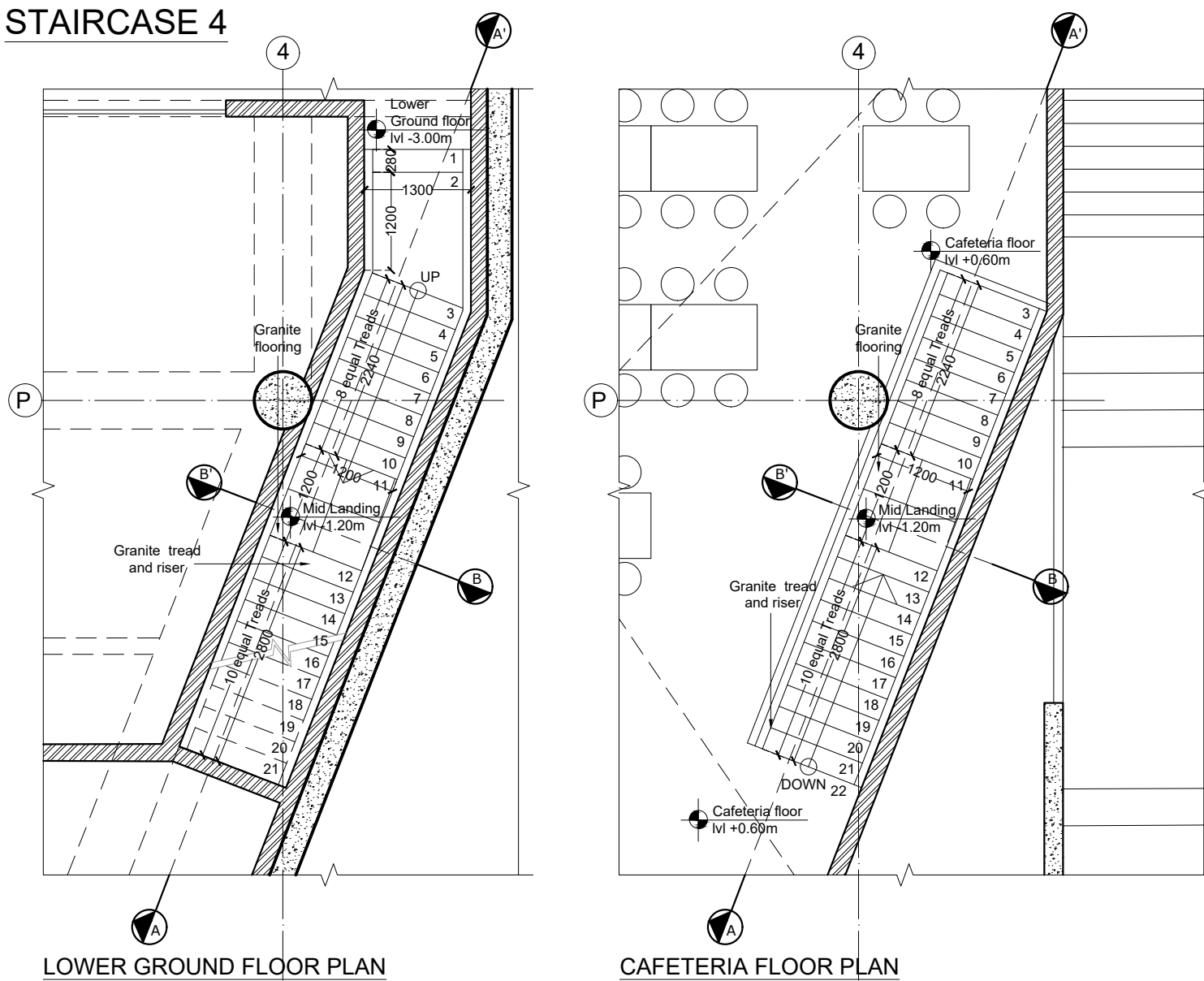
DATE	24/12/2024	CHECKED	IP
DRAWN	SM	APPROVED	QD
PROJ. NO	AD/0123	SCALE	1:75@A2

PMC	-	DRG. NO
MUNICIPAL CONSULTANT	-	TD-A-503
STRUCTURAL CONSULTANT	MANJUNATH & CO	
MEP CONSULTANT	McD BERL	
LANDSCAPE CONSULTANT	-	
SUSTAINABILITY CONSULTANT	McD BERL	

DCCOOP
ARCHITECTURE DESIGN RESEARCH
UNIT NO. 109, 1ST FLOOR, SWASTIK CHAMBERS, S.G.BARVE MARG,
CHEMBUR, MUMBAI - 400071
PH:+91 22 3515 4031 E-MAIL: mail@dcoop.in

TENDER DRAWING
NOT FOR CONSTRUCTION

STAIRCASE 4



SECTION AA'

SECTION BB'

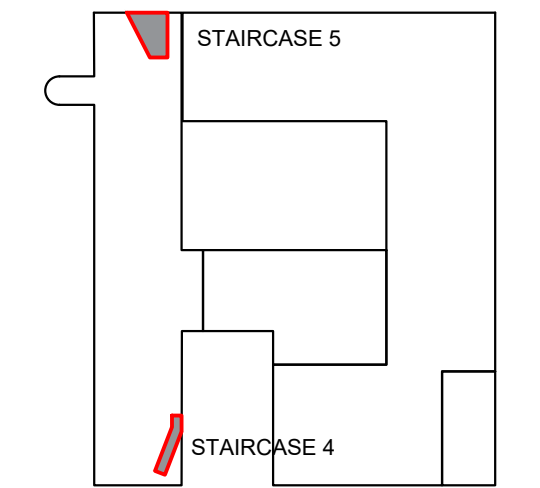
GENERAL NOTES

- THIS DRAWING IS THE SOLE PROPERTY OF DESIGN COOPERATIVE AND IS NOT TO BE COPIED OR USED WITHOUT PRIOR PERMISSION.
- ALL DIMENSIONS IN THE DRAWING ARE TO BE READ AND NOT TO BE MEASURED.
- ANY DISCREPANCY BETWEEN DRAWINGS SHOULD BE BROUGHT TO THE ARCHITECTS NOTICE.
- ALL DIMENSIONS AND LEVELS ARE FROM UNFINISHED SURFACES.
- ALL ELECTRICAL WIRING TO BE CONCEALED IN WALL AND SLABS.
- ALL PLUMBING PIPES SHOULD BE TAKEN WITHIN DUCTS OF THE BUILDINGS.
- EXTERIOR AND INTERIOR WALLS TO BE TAKEN AS 230MM THICK FOR OAB AND 200MM THK FOR NFB AAC BLOCK UNLESS SPECIFIED.

NOTES

- FOR PLANS, REFER DWG NO. TD-A-201 TO TD-A-211.
- FOR SECTIONS AND ELEVATIONS, REFER DWG NO. TD-A-301 TO TD-A-305.
- FOR DOOR, WINDOW, VENTILATOR AND DUCT SHUTTER SCHEDULE AND DETAILS, REFER DWG NO. TD-A-401 TO A-408.
- FOR FLOORING LAYOUT AND DETAILS, REFER DWG NO. TD-A-701 TO TD-A-711.
- FOR FALSE CEILING DETAILS, REFER DWG NO. TD-A-601 TO TD-A-603.
- FOR MISCELLANEOUS DETAILS, REFER DWG NO. TD-A-902 TO TD-A-908.

KEY PLAN



LEGEND

- DOORS
- WINDOWS
- VENTILATORS
- DUCT SHUTTERS
- FIRE FIGHTING DUCT
- MASONRY
- RCC
- DUCT CUT OUT
- LEVELS
- SLOPE

REVISIONS

NO	DATE	DESCRIPTION

PROJECT : OAB REDEVELOPMENT, NLSIU, BENGALURU

CLIENT : NLSIU

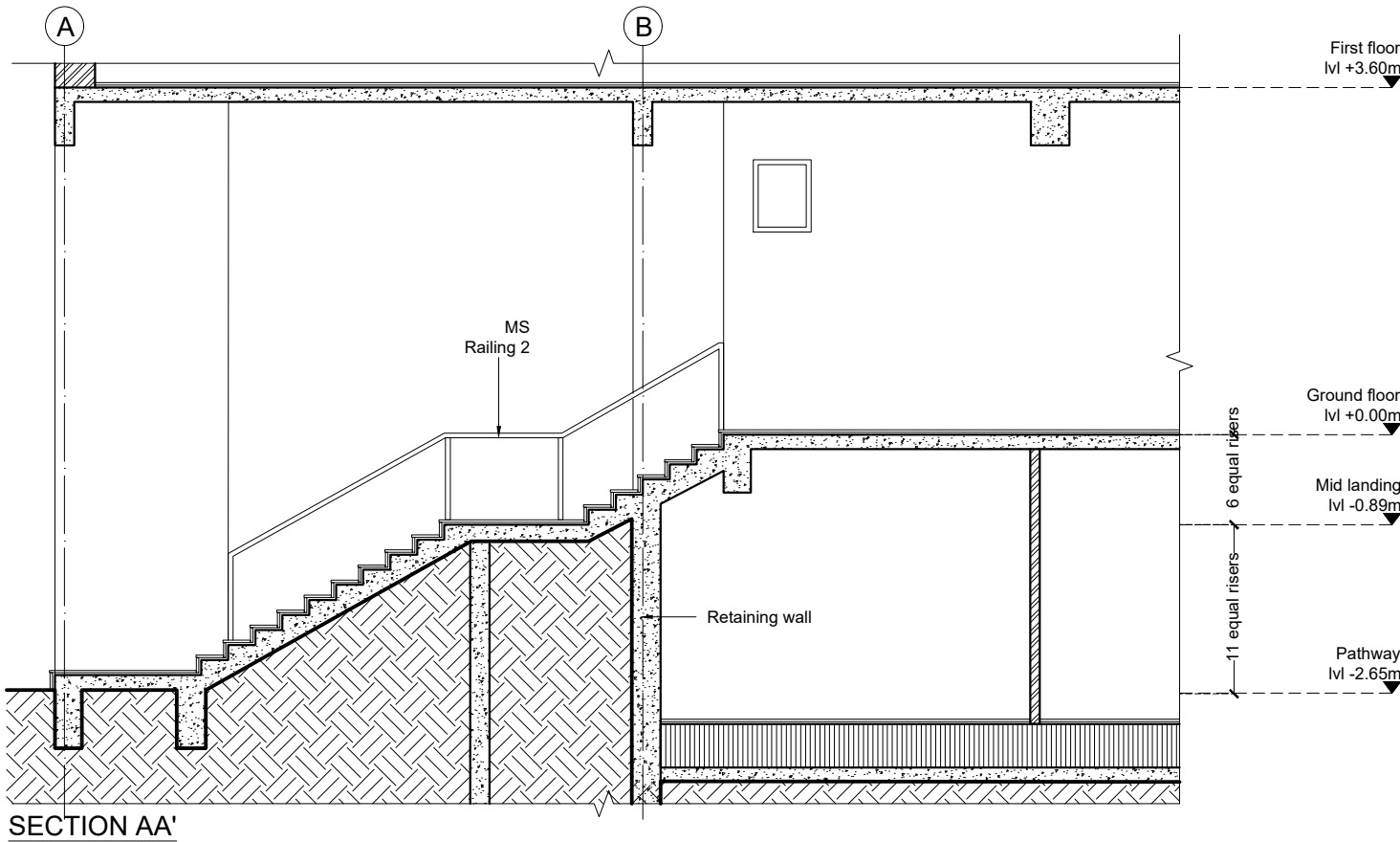
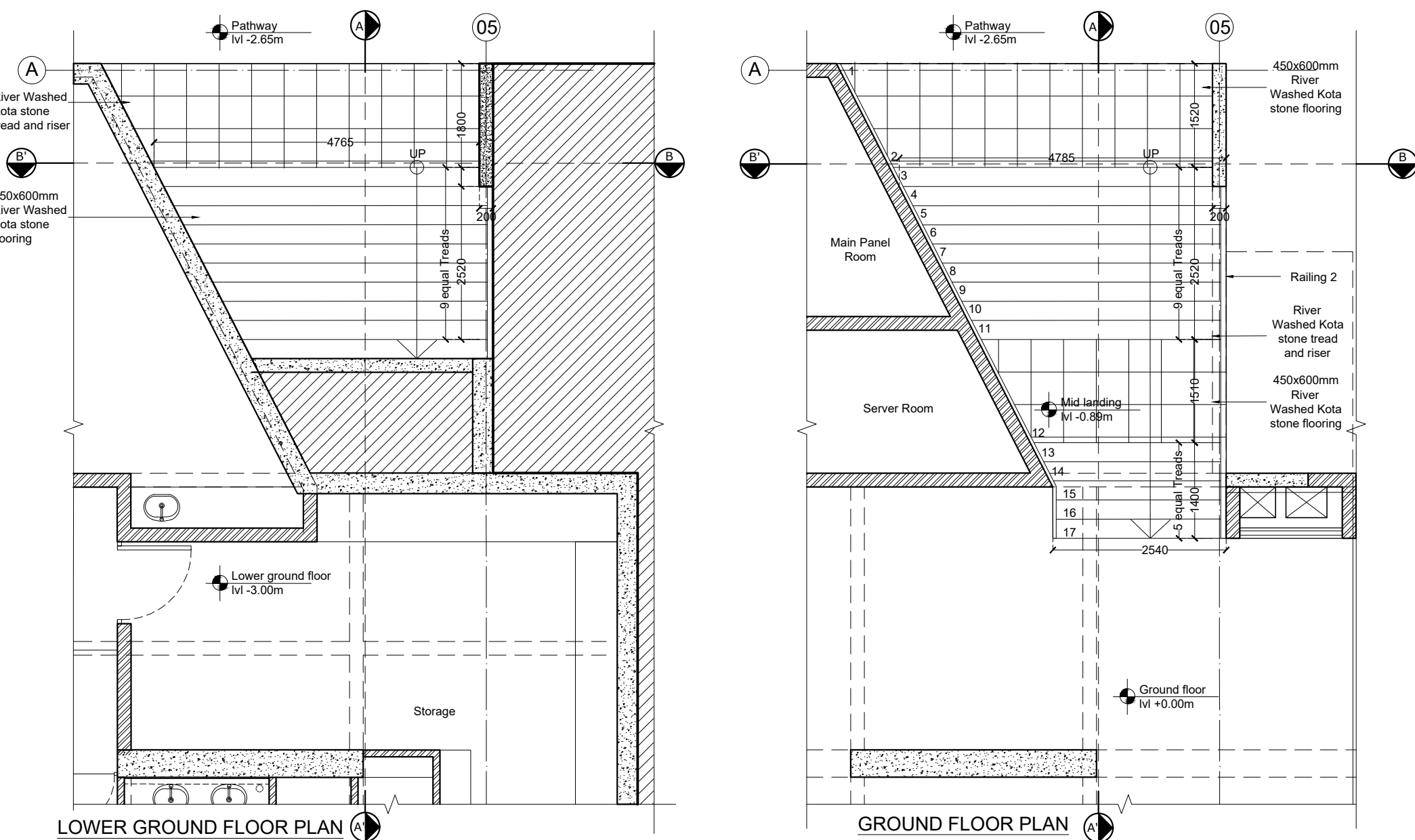
TITLE : STAIRCASE-4, STAIRCASE-5

DATE	24/12/2024	CHECKED	IP
DRAWN	SM	APPROVED	QD
PROJ. NO	AD/0123	SCALE	1:75@A2

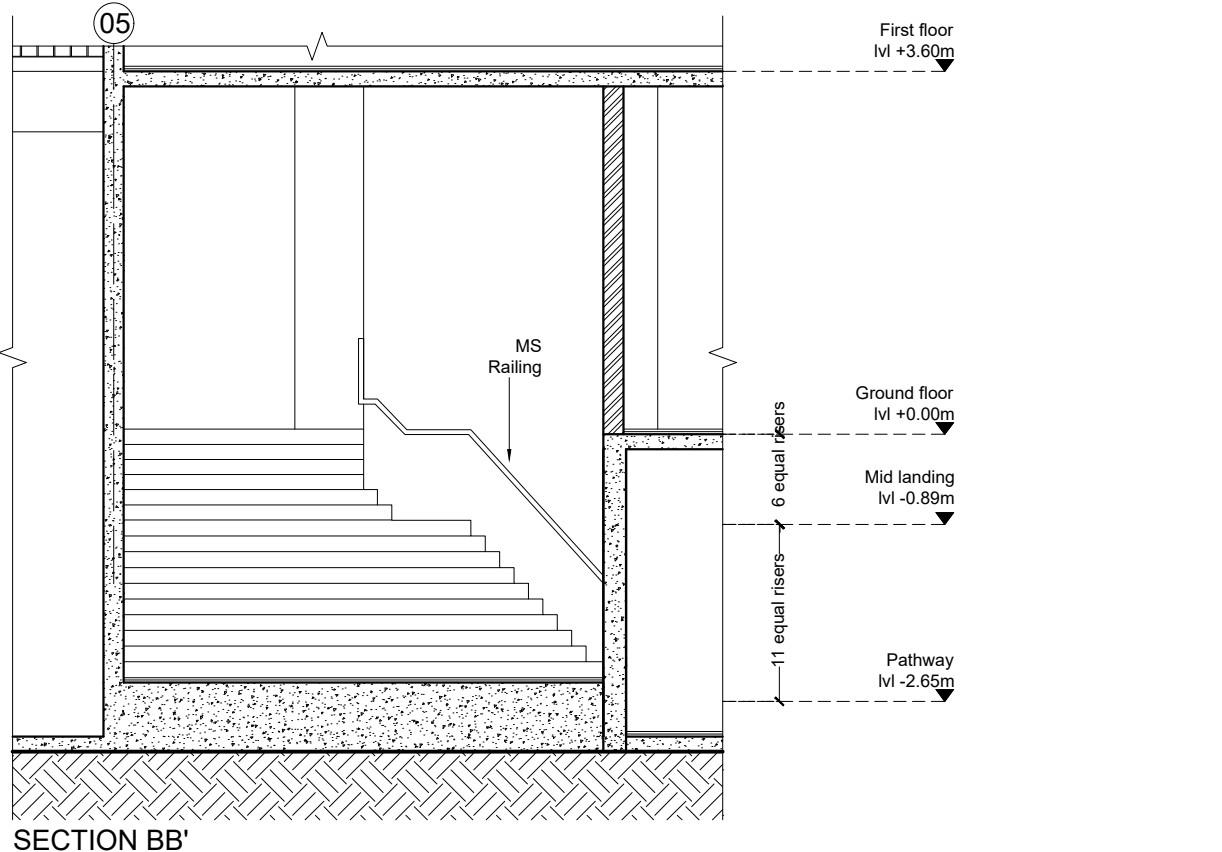
PMC	:-	DRG. NO
MUNICIPAL CONSULTANT	:-	TD-A-504
STRUCTURAL CONSULTANT	MANJUNATH & CO	
MEP CONSULTANT	McD BERL	
LANDSCAPE CONSULTANT	:-	
SUSTAINABILITY CONSULTANT	McD BERL	

DCOOP
ARCHITECTURE DESIGN RESEARCH
UNIT NO. 109, 1ST FLOOR, SWASTIK CHAMBERS, S.G.BARVE MARG, CHEMBUR, MUMBAI - 400071
PH:+91 22 3515 4031 E-MAIL: mail@coop.in

STAIRCASE 5



SECTION AA'



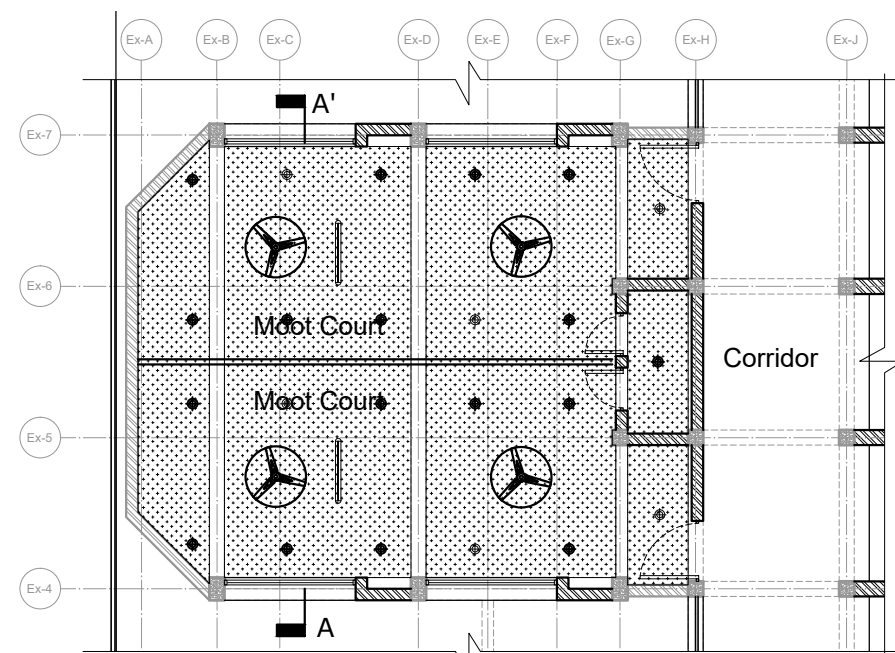
SECTION BB'

TENDER DRAWING
NOT FOR CONSTRUCTION

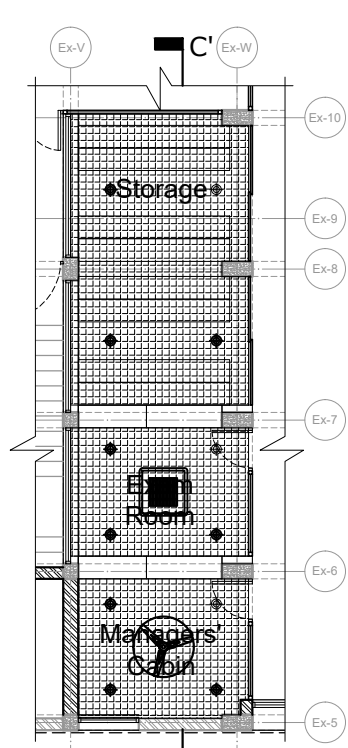
FALSE CEILING DETAILS

OAB REDEVELOPMENT, NLSIU, BENGALURU

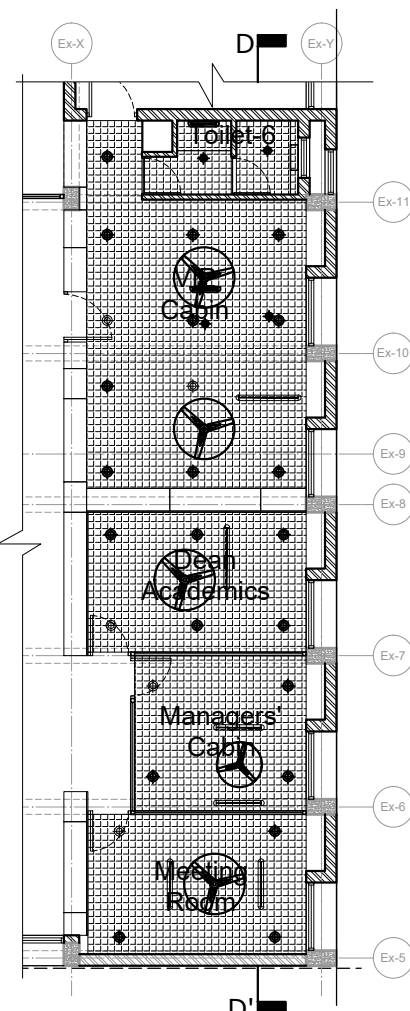
Dec 2024



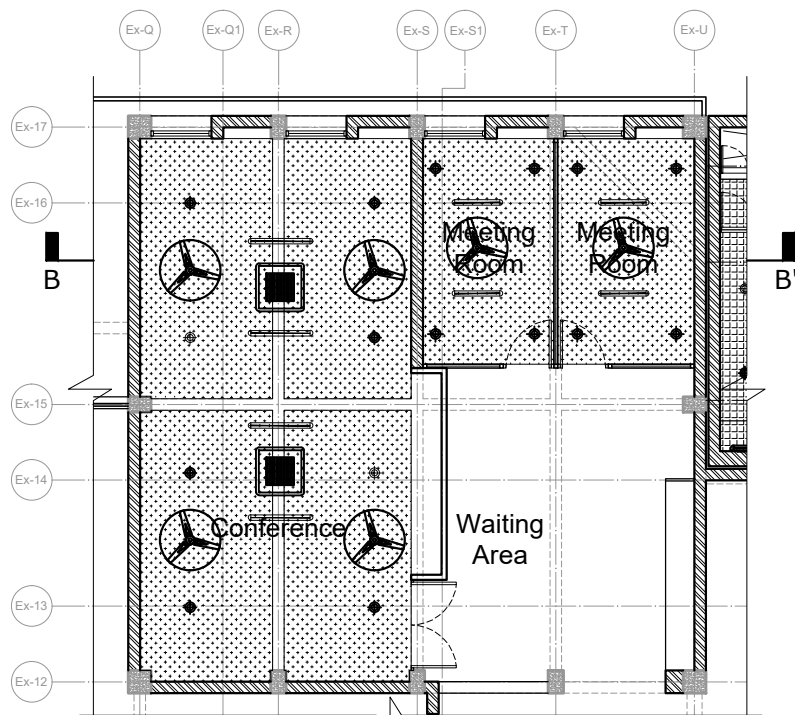
GROUND FLOOR PART PLAN (OAB)
Scale- 1:150



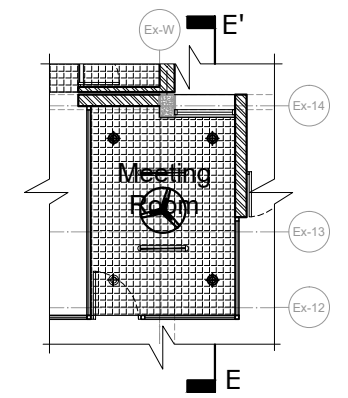
GROUND FLOOR PART PLAN (OAB)
Scale- 1:150



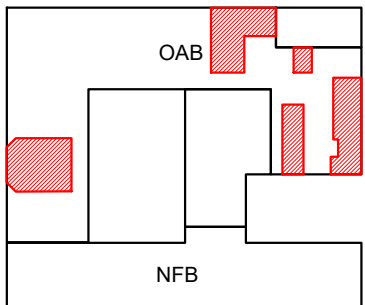
GROUND FLOOR PART PLAN (OAB)
Scale- 1:150



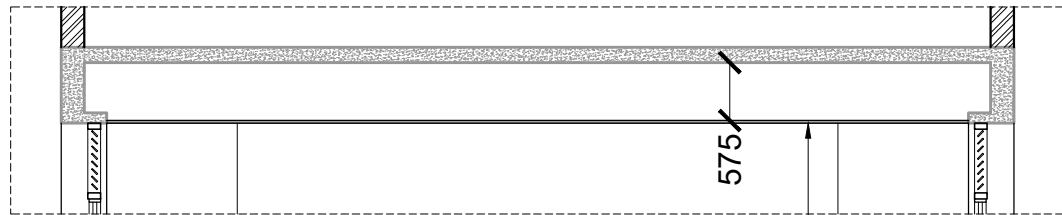
GROUND FLOOR PART PLAN (OAB)
Scale- 1:150



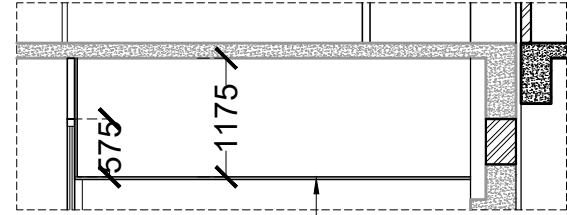
GROUND FLOOR PART PLAN (OAB)
Scale- 1:150



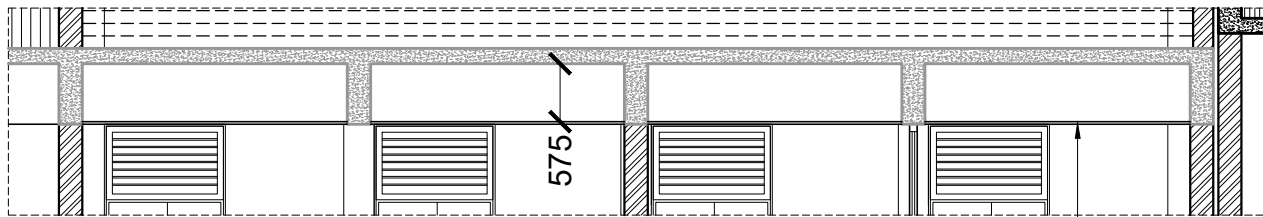
KEYPLAN



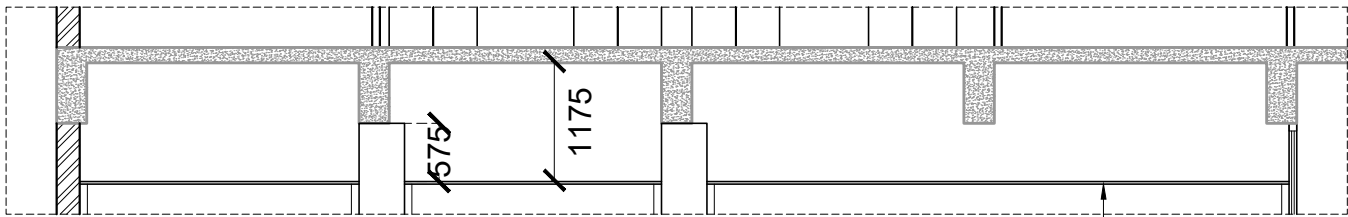
SECTION AA'
Scale- 1:75



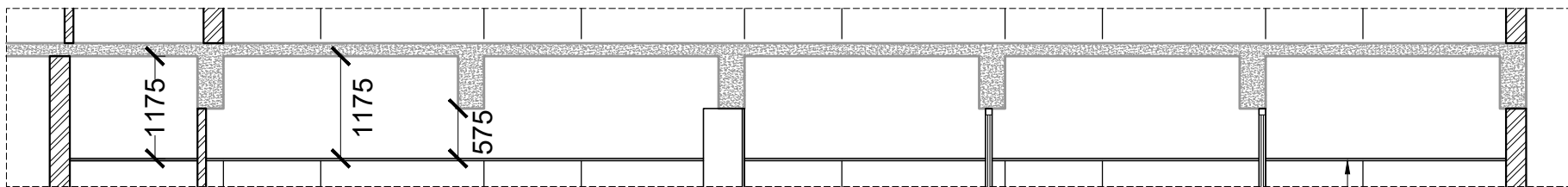
SECTION EE'
Scale- 1:75



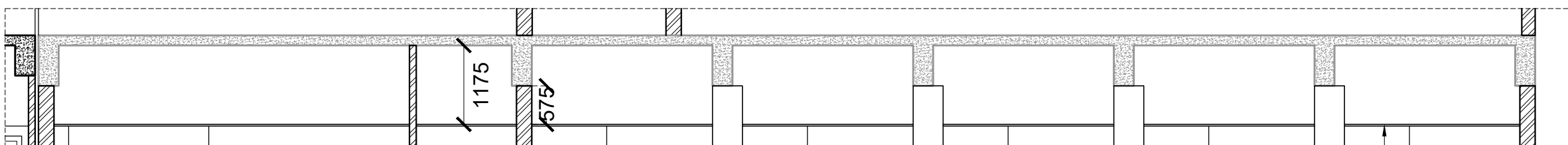
SECTION BB'
Scale- 1:75



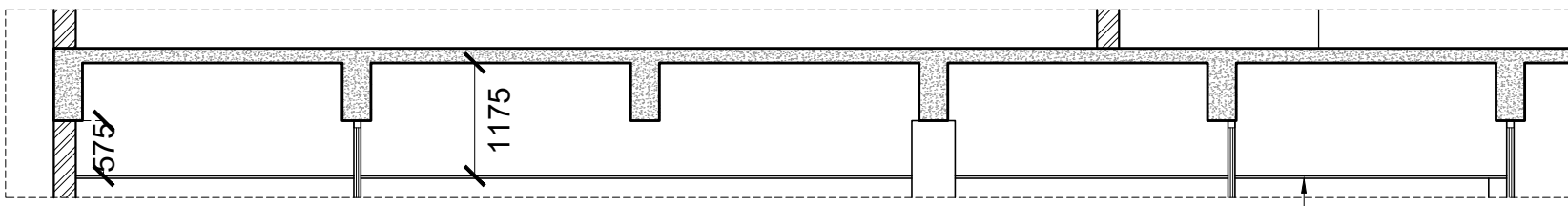
SECTION CC'
Scale- 1:75



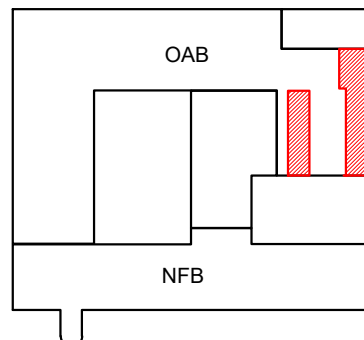
SECTION DD'
Scale- 1:75



SECTION FF'
Scale- 1:75



SECTION GG'
Scale- 1:75



KEYPLAN

GENERAL NOTES

- THIS DRAWING IS THE SOLE PROPERTY OF DESIGN COOPERATIVE AND IS NOT TO BE COPIED OR USED WITHOUT PRIOR PERMISSION.
- ALL DIMENSIONS IN THE DRAWING ARE TO BE READ AND NOT TO BE MEASURED.
- ANY DISCREPANCY BETWEEN DRAWINGS SHOULD BE BROUGHT TO THE ARCHITECTS NOTICE.
- ALL DIMENSIONS AND LEVELS ARE FROM UNFINISHED SURFACES.
- ALL ELECTRICAL WIRING TO BE CONCEALED IN WALL AND SLABS.
- ALL PLUMBING PIPES SHOULD BE TAKEN WITHIN DUCTS OF THE BUILDINGS.
- EXTERIOR AND INTERIOR WALLS TO BE TAKEN AS 230MM AND 150MM THICK AAC BLOCK RESPECTIVELY UNLESS SPECIFIED.

NOTES

LEGEND

	False ceiling (ht. 600mm from Slab bottom)
	False ceiling (ht. 600mm from Beam bottom)
	False ceiling (ht. 3300mm to 3500mm from Unfinished Floor)
	False ceiling (ht. 3500mm from Unfinished Floor)
	Acoustic Panel (ht. 150mm from Slab Bottom)
	Waffle False ceiling (ht. as per drawing)
	900mm Suspended Linear Light (20W)
	1200mm Suspended Linear Light (20W)
	1800mm Suspended Linear Light (30W)
	60 Beam Angle Suspended Cylindrical Light (20W)
	Hanging Light (18W)
	1200mm Dia Ceiling Fan (35W)
	900mm Dia Ceiling Fan (35W)


PROJECT : OAB REDEVELOPMENT
NLSIU, BENGALURU

CLIENT : NLSIU

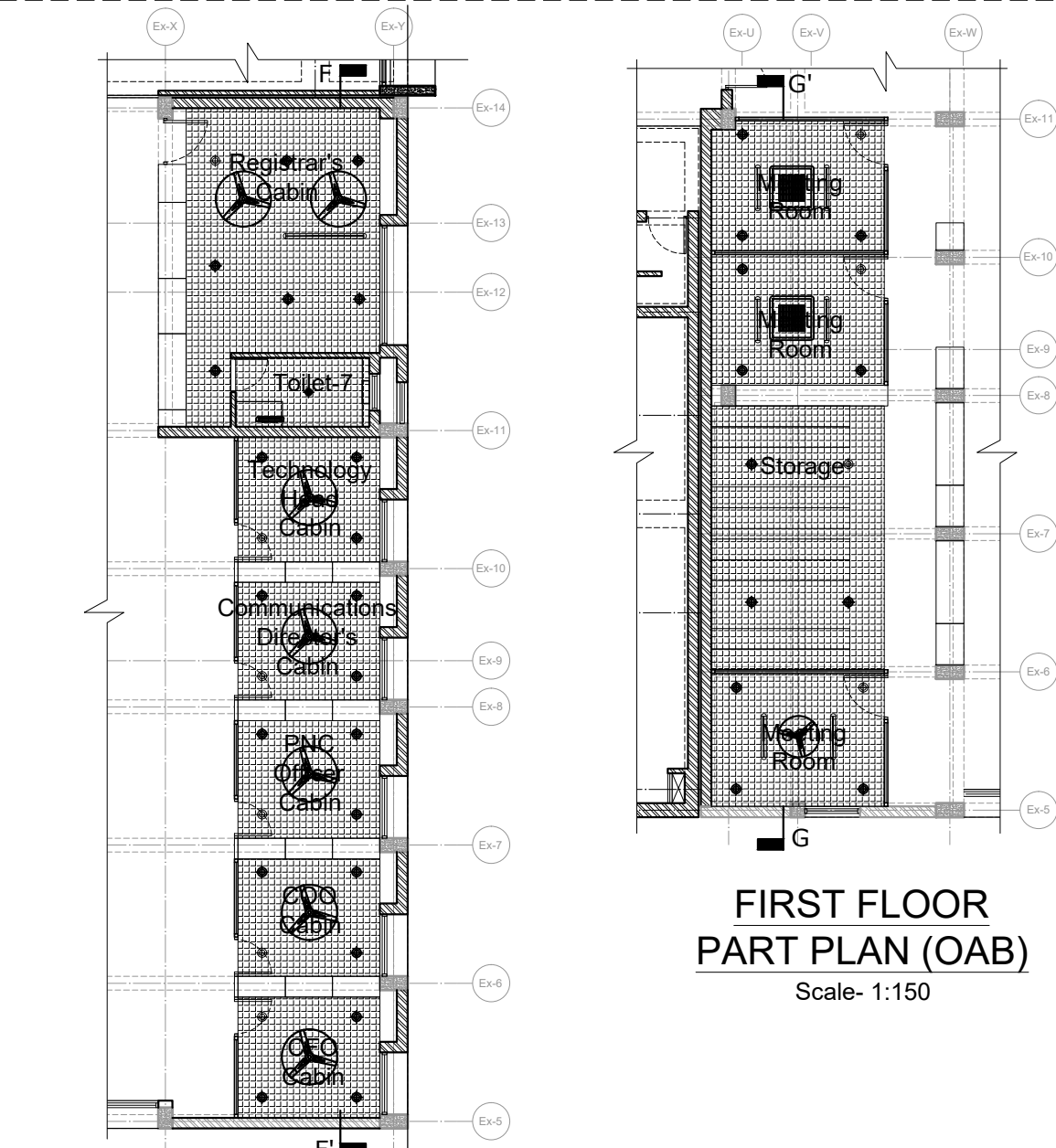
TITLE: FALSE CEILING DETAILS

DATE	24/12/2024	CHECKED	IP
DRAWN	SM	APPROVED	QD
PROJ. NO	AD/0123	SCALE	VARIES@A2

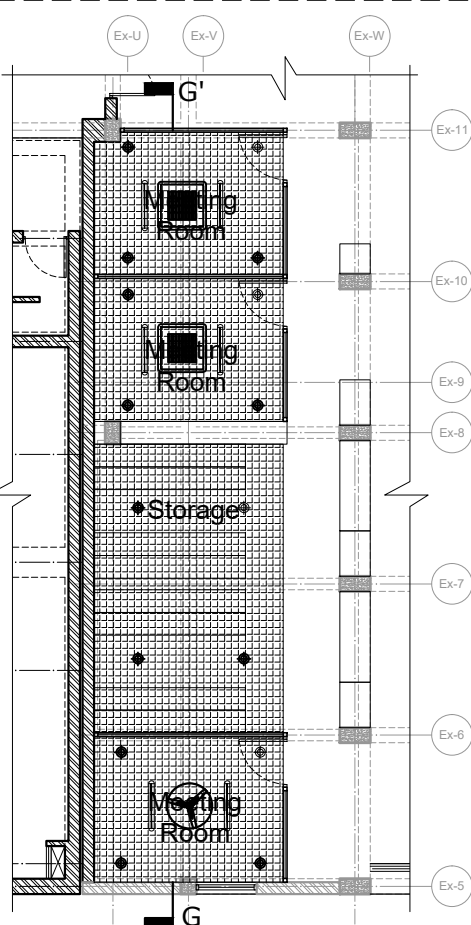
STRUCTURAL CONSULTANT	: MANJUNATH & CO.	DRG. NO.
MEP CONSULTANT	: McDBERL	TD-A-601 (R-00)
SUSTAINABILITY CONSULTANT	: McDBERL	



DCOOP
ARCHITECTURE DESIGN RESEARCH
UNIT 109, 1ST FLOOR, SWASTIK CHAMBERS, SG BARVE MARG,
SWASTIK PARK, CHENBUR, MUMBAI - 400071
PH: 24706945/46 E-MAIL: mail@dcop.in

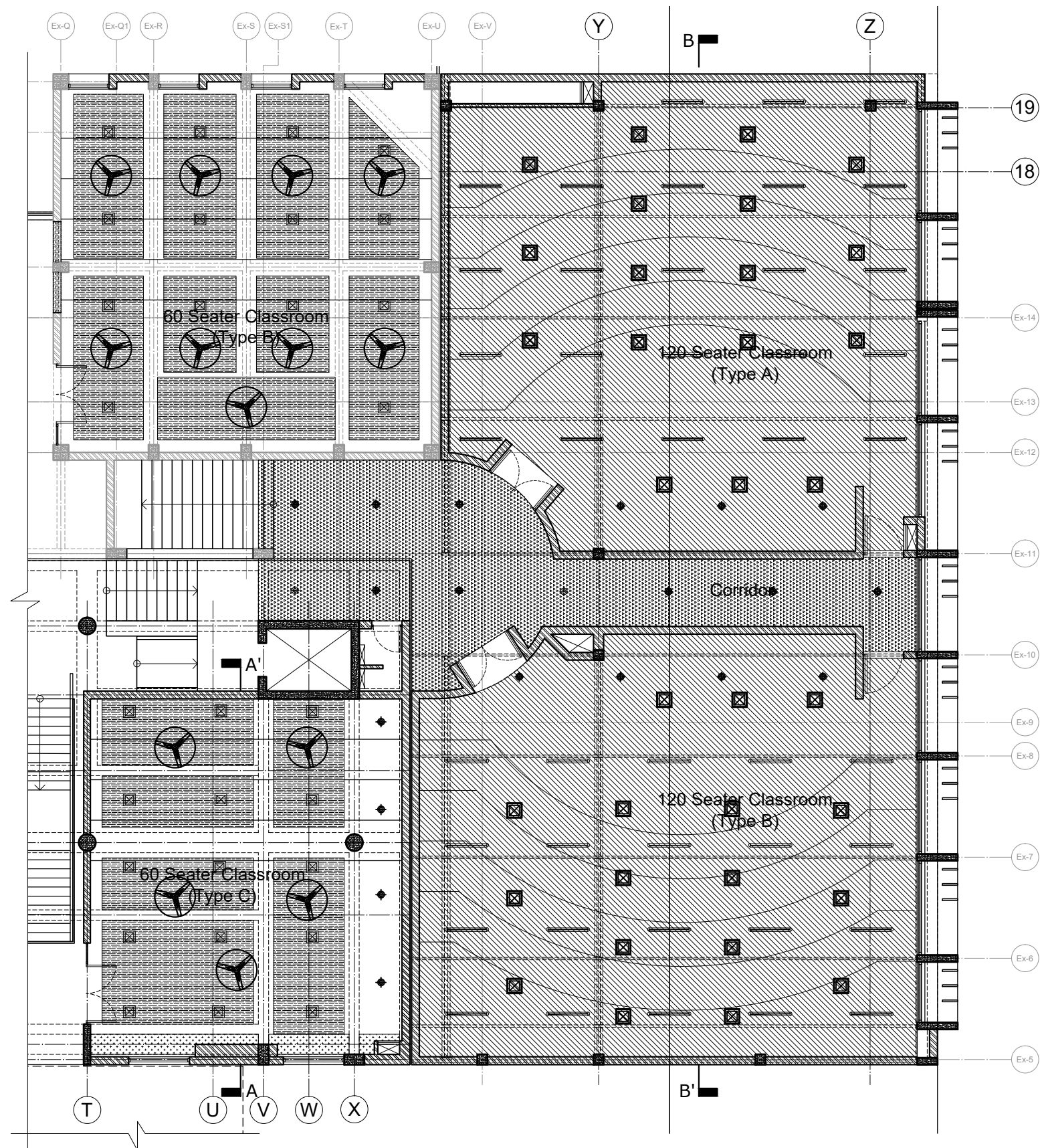


FIRST FLOOR PART PLAN (OAB)
Scale- 1:150

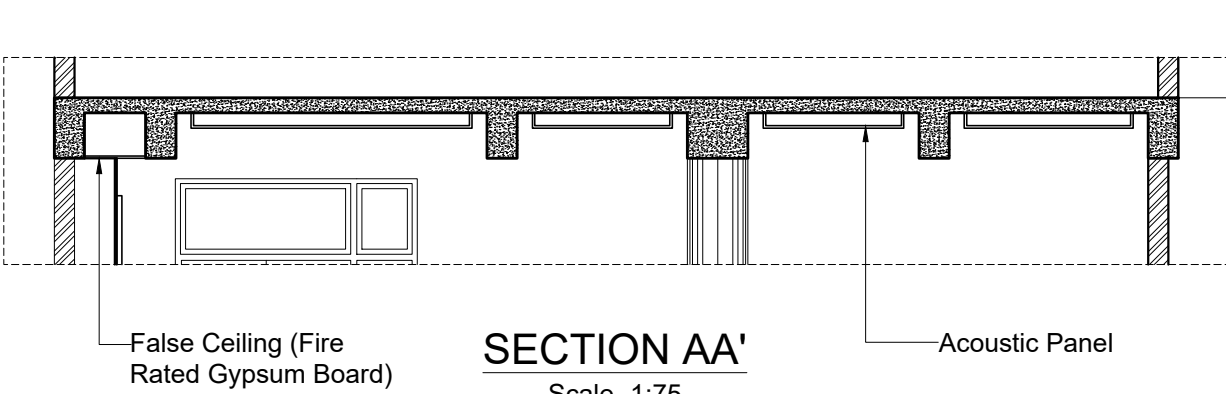


FIRST FLOOR PART PLAN (OAB)
Scale- 1:150

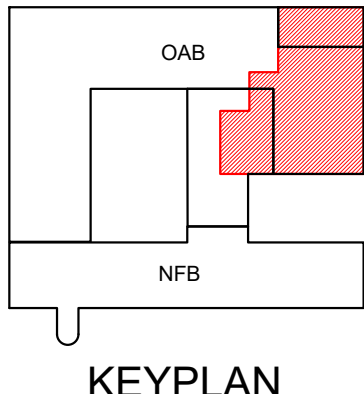
TENDER DRAWING
NOT FOR CONSTRUCTION



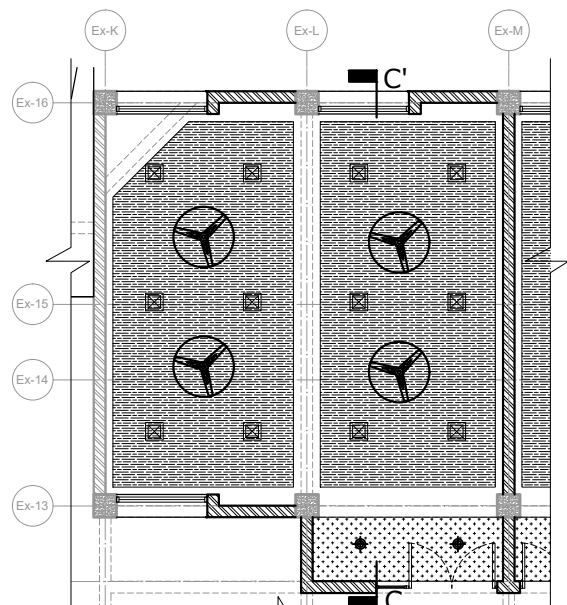
SECOND FLOOR PART PLAN (OAB)
Scale- 1:150



SECTION AA'
Scale- 1:75

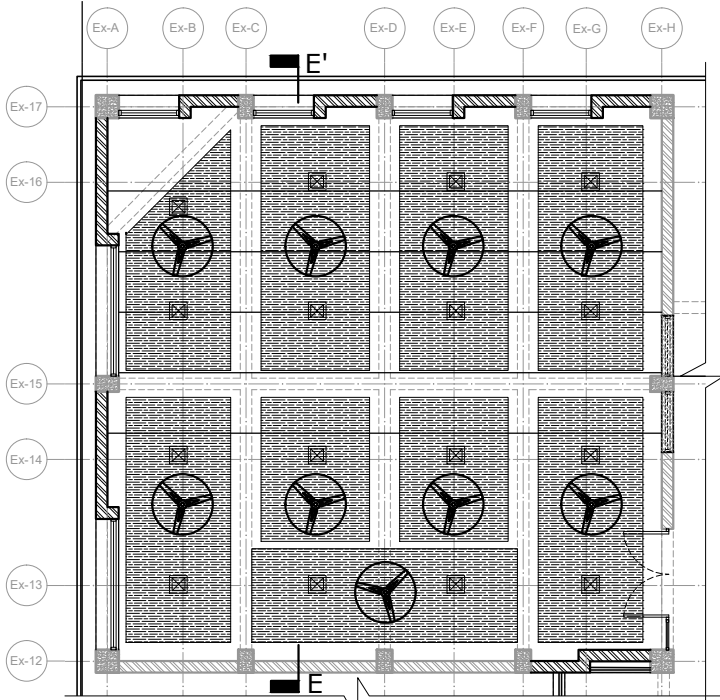


KEYPLAN



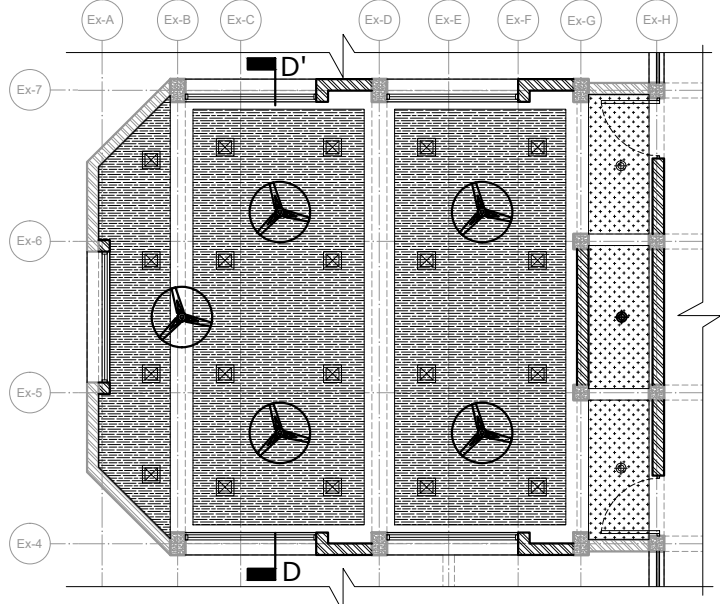
PART PLAN OF 30 SEATER
CLASSROOM TYPE A

Scale- 1:150



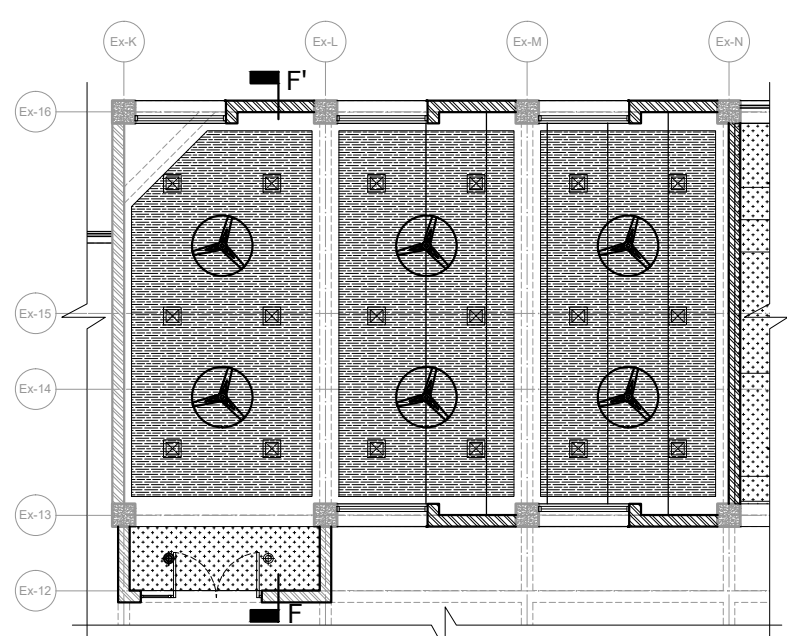
PART PLAN OF 60 SEATER CLASSROOM TYPE A

Scale- 1:150



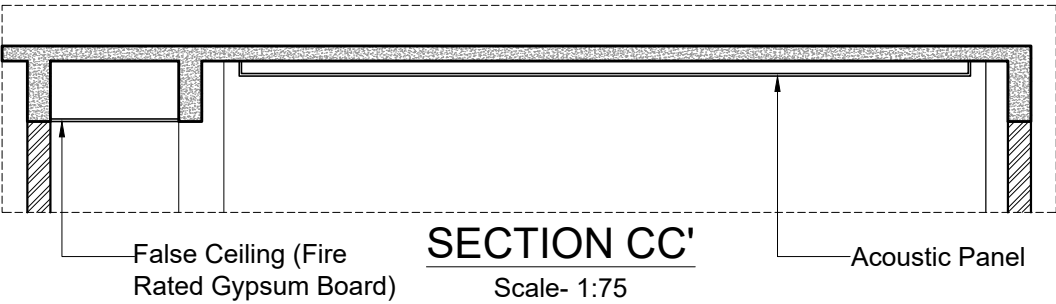
PART PLAN OF 30 SEATER
CLASSROOM TYPE B

Scale- 1:150

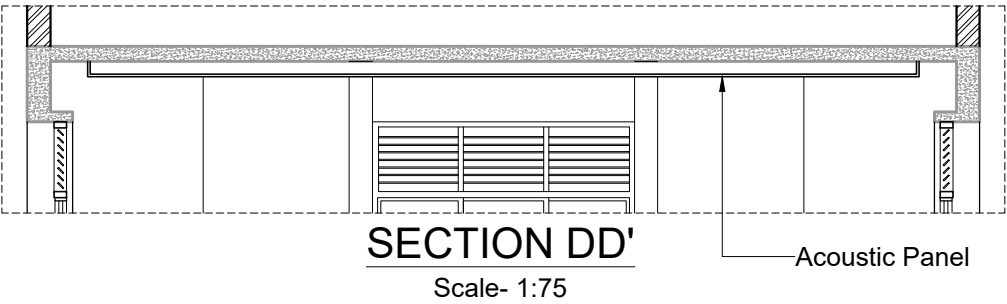


PART PLAN OF 60 SEATER
CLASSROOM TYPE B

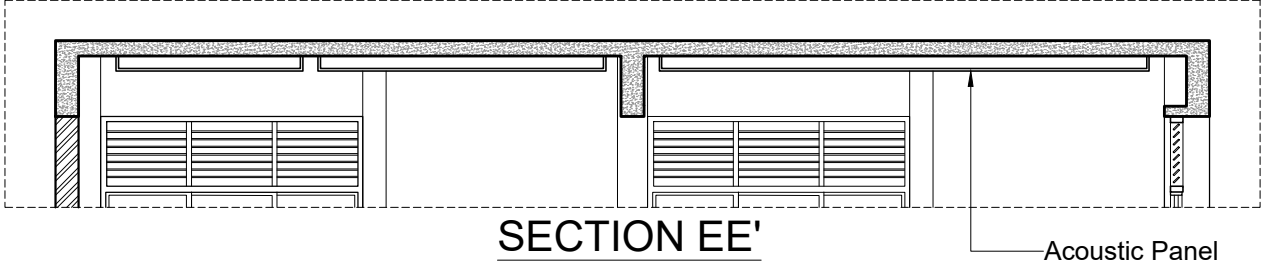
Scale- 1:150



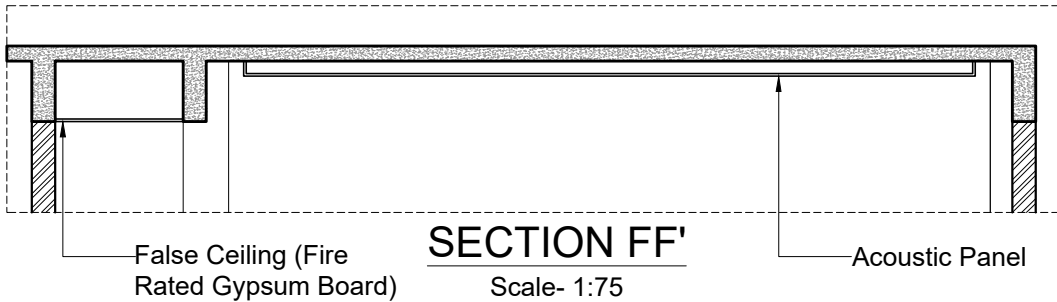
SECTION CC'
Scale- 1:75



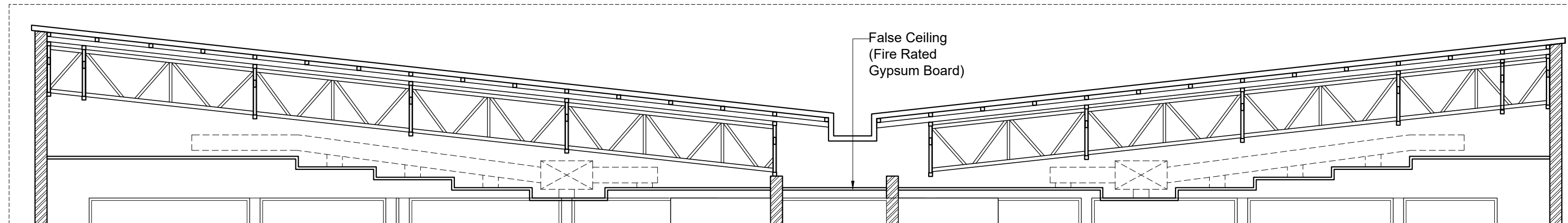
SECTION DD'
Scale- 1:75



SECTION EE'
Scale- 1:75



SECTION FF'
Scale- 1:75



SECTION BB'
Scale- 1:75

GENERAL NOTES

- THIS DRAWING IS THE SOLE PROPERTY OF DESIGN COOPERATIVE AND IS NOT TO BE COPIED OR USED WITHOUT PRIOR PERMISSION.
- ALL DIMENSIONS IN THE DRAWING ARE TO BE MEASURED AND NOT TO BE MEASURED.
- ANY DISCREPANCY BETWEEN DRAWINGS SHOULD BE BROUGHT TO THE ARCHITECTS NOTICE.
- ALL DIMENSIONS AND LEVELS ARE FROM UNFINISHED SURFACES.
- ALL ELECTRICAL WIRING TO BE CONCEALED IN WALL AND SLABS.
- ALL PLUMBING PIPES SHOULD BE TAKEN WITHIN DUCTS OF THE BUILDINGS.
- EXTERIOR AND INTERIOR WALLS TO BE TAKEN AS 230MM AND 150MM THICK AAC BLOCK RESPECTIVELY UNLESS SPECIFIED.

NOTES

LEGEND

	False ceiling (ht. 600mm from Slab bottom)
	False ceiling (ht. 600mm from Beam bottom)
	False ceiling (ht. 3300mm to 3500mm from Unfinished Floor)
	False ceiling (ht. 3500mm from Unfinished Floor)
	Acoustic Panel (ht. 150mm from Slab Bottom)
	Waffle False ceiling (ht. as per drawing)
	900mm Suspended Linear Light (20W)
	1200mm Suspended Linear Light (20W)
	1800mm Suspended Linear Light (30W)
	60 Beam Angle Suspended Cylindrical Light (20W)
	Hanging Light (18W)
	1200mm Dia Ceiling Fan (35W)
	900mm Dia Ceiling Fan (35W)

PROJECT : OAB REDEVELOPMENT

NLSIU, BENGALURU

CLIENT : NLSIU

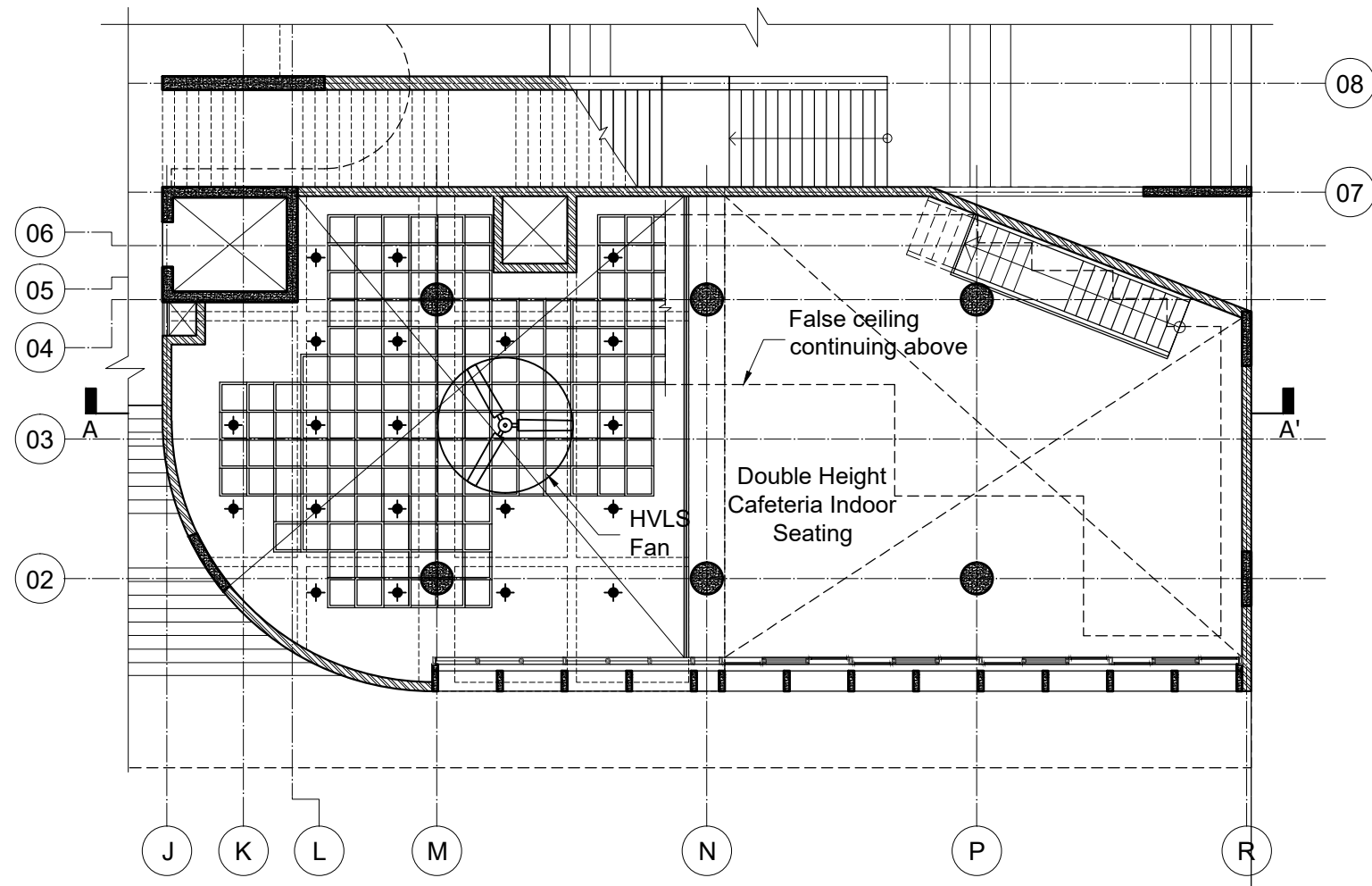
TITLE: FALSE CEILING DETAILS

DATE	24/12/2024	CHECKED	IP
DRAWN	SM	APPROVED	QD
PROJ. NO	AD/0123	SCALE	VARIES@A2

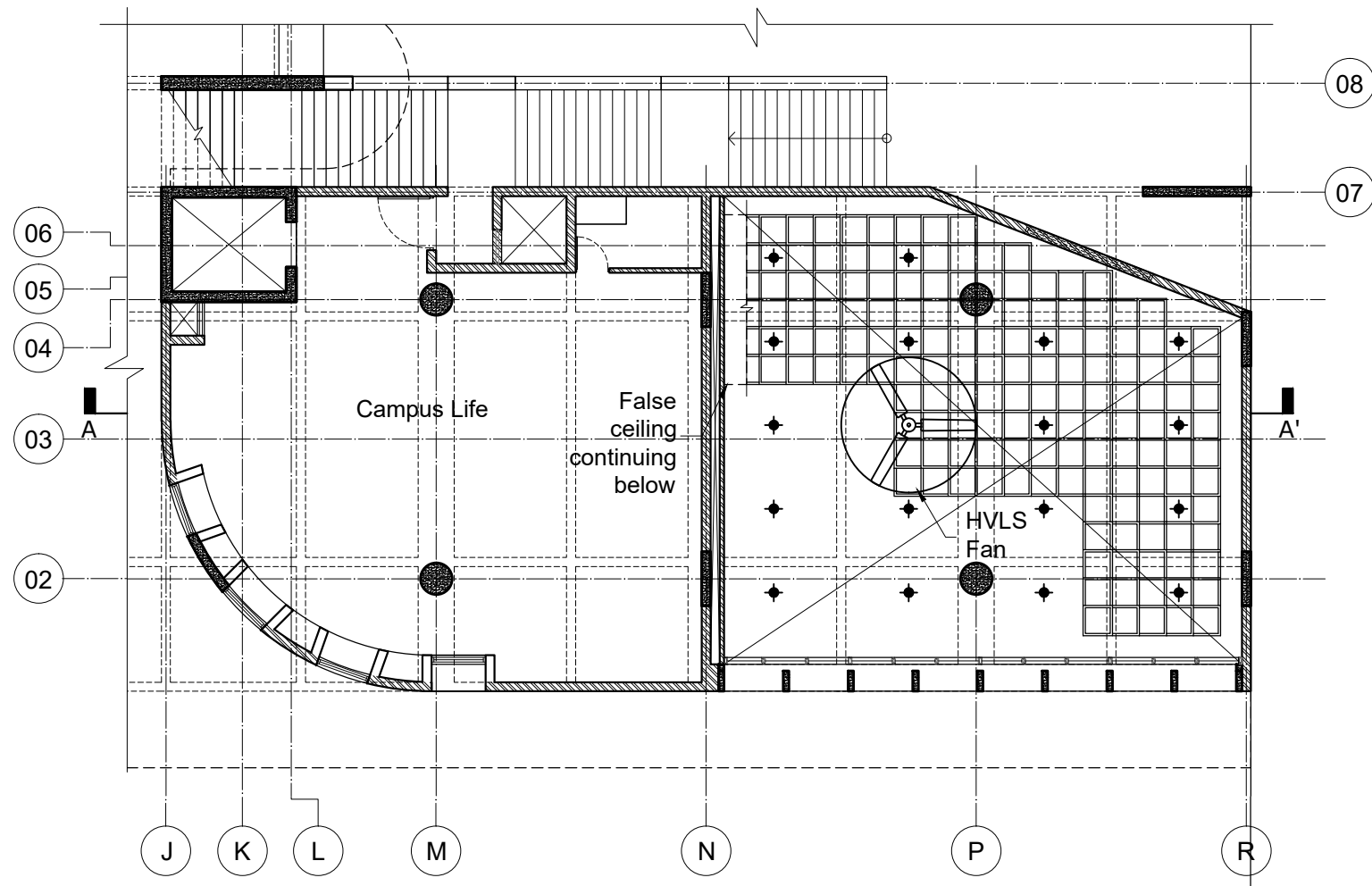
STRUCTURAL CONSULTANT	: MANJUNATH & CO.	DRG.NO.
MEP CONSULTANT	: McDBERL	TD-A-602 (R-00)
SUSTAINABILITY CONSULTANT	: McDBERL	

DCOOP ARCHITECTURE DESIGN RESEARCH
UNIT 109, 1ST FLOOR, SWASTIK CHAMBERS, SG BARVE MARG, SWASTIK PARK, CHEMBUR, MUMBAI - 400071 PH: 24706945/46 E-MAIL: mail@dc coop.in

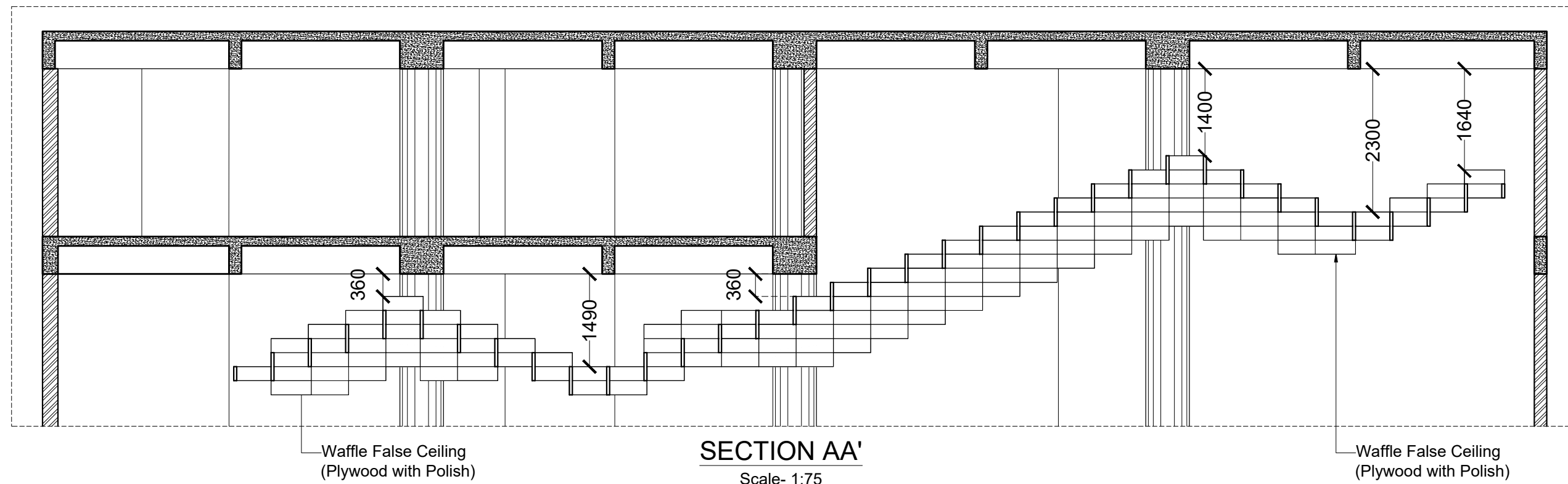
TENDER DRAWING
NOT FOR CONSTRUCTION



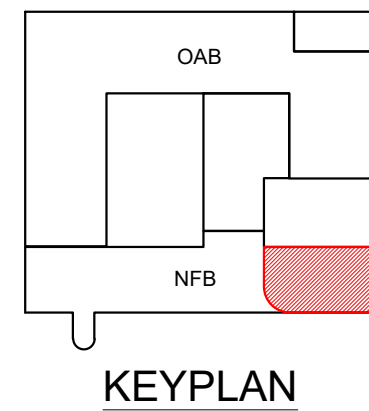
CAFETERIA FLOOR PART PLAN
(NFB)
Scale- 1:150



CAMPUS LIFE FLOOR PART PLAN
(NFB)
Scale- 1:150



SECTION AA'
Scale- 1:75



KEYPLAN

- GENERAL NOTES**
- THIS DRAWING IS THE SOLE PROPERTY OF DESIGN COOPERATIVE AND IS NOT TO BE COPIED OR USED WITHOUT PRIOR PERMISSION.
 - ALL DIMENSIONS IN THE DRAWING ARE TO BE READ AND NOT TO BE MEASURED.
 - ANY DISCREPANCY BETWEEN DRAWINGS SHOULD BE BROUGHT TO THE ARCHITECTS NOTICE.
 - ALL DIMENSIONS AND LEVELS ARE FROM UNFINISHED SURFACES.
 - ALL ELECTRICAL WIRING TO BE CONCEALED IN WALL AND SLABS.
 - ALL PLUMBING PIPES SHOULD BE TAKEN WITHIN DUCTS OF THE BUILDINGS.
 - EXTERIOR AND INTERIOR WALLS TO BE TAKEN AS 230MM AND 150MM THICK AAC BLOCK RESPECTIVELY UNLESS SPECIFIED.

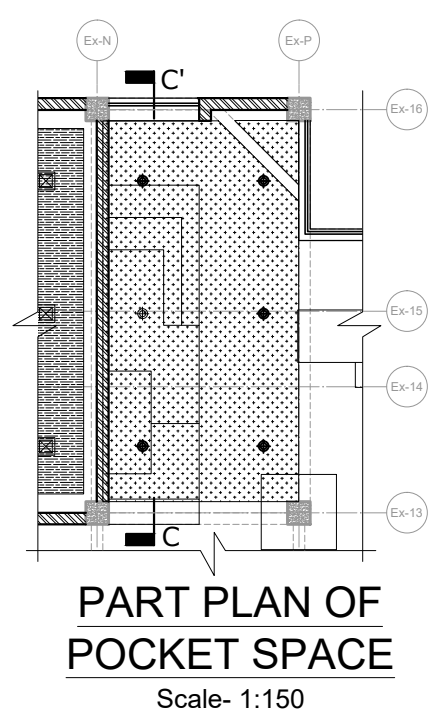
NOTES

LEGEND	
	False ceiling (ht. 600mm from Slab bottom)
	False ceiling (ht. 600mm from Beam bottom)
	False ceiling (ht. 3300mm to 3500mm from Unfinished Floor)
	False ceiling (ht. 3500mm from Unfinished Floor)
	Acoustic Panel (ht. 150mm from Slab Bottom)
	Waffle False ceiling (ht. as per drawing)
	900mm Suspended Linear Light (20W)
	1200mm Suspended Linear Light (20W)
	1800mm Suspended Linear Light (30W)
	60 Beam Angle Suspended Cylindrical Light (20W)
	Hanging Light (18W)
	1200mm Dia Ceiling Fan (35W)
	900mm Dia Ceiling Fan (35W)

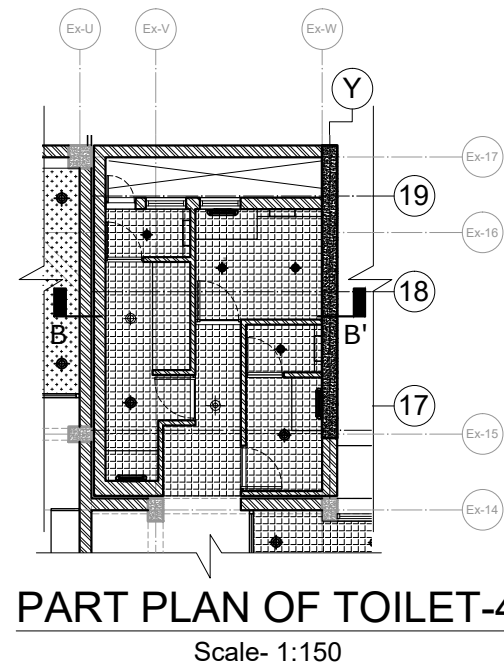
PROJECT : OAB REDEVELOPMENT			
NLSIU, BENGALURU			
CLIENT : NLSIU			
TITLE: FALSE CEILING DETAILS			
DATE	24/12/2024	CHECKED	IP
DRAWN	SM	APPROVED	QD
PROJ. NO	AD/0123	SCALE	VARIES@A2

STRUCTURAL CONSULTANT	: MANJUNATH & CO.	DRG.NO.
MEP CONSULTANT	: McDBERL	TD-A-603 (R-00)
SUSTAINABILITY CONSULTANT	: McDBERL	

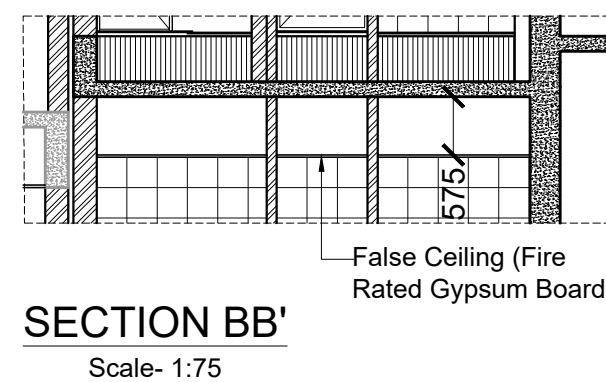
DCOOP
ARCHITECTURE DESIGN RESEARCH
UNIT 109, 1ST FLOOR, SWASTIK CHAMBERS, SG BARVE MARG,
SWASTIK PARK, CHEMBUR, MUMBAI - 400071
PH: 24706945/46 E-MAIL: mail@dcoop.in



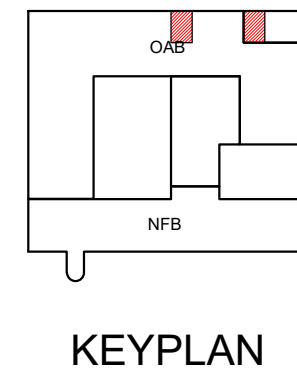
PART PLAN OF
POCKET SPACE
Scale- 1:150



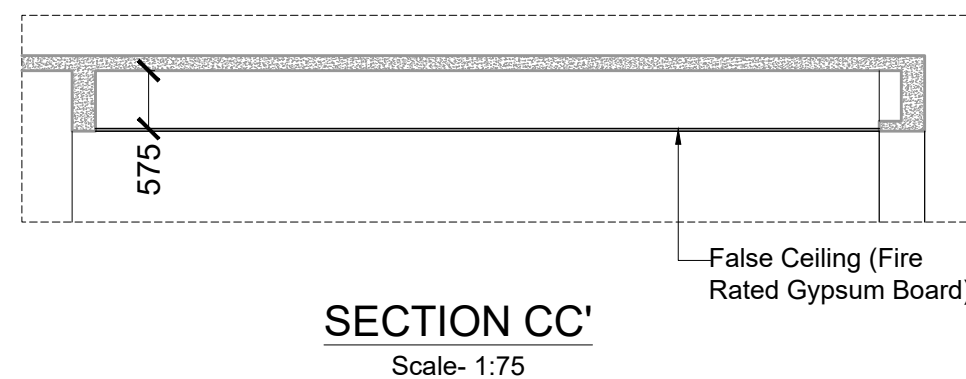
PART PLAN OF TOILET-4
Scale- 1:150



SECTION BB'
Scale- 1:75



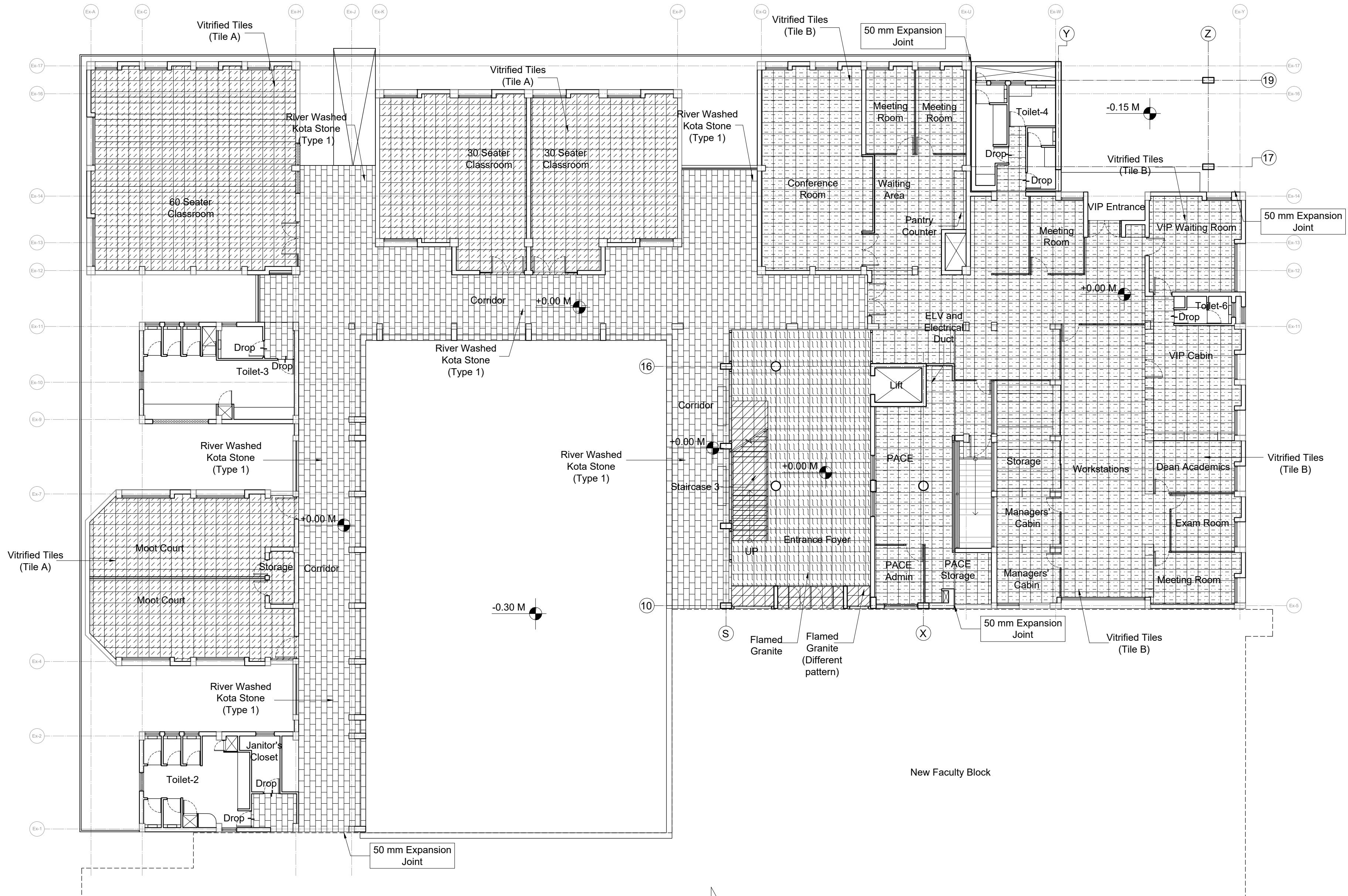
KEYPLAN



SECTION CC'
Scale- 1:75

TENDER DRAWING
NOT FOR CONSTRUCTION

FLOORING LAYOUTS & DETAILS



GROUND FLOOR PLAN (OAB)

Scale- 1:150

TENDER DRAWING
NOT FOR CONSTRUCTION

GENERAL NOTES

- THIS DRAWING IS THE SOLE PROPERTY OF DESIGN COOPERATIVE AND IS NOT TO BE COPIED OR USED WITHOUT PRIOR PERMISSION.
- ALL DIMENSIONS IN THE DRAWING ARE TO BE READ AND NOT TO BE MEASURED.
- ANY DISCREPANCY BETWEEN DRAWINGS SHOULD BE BROUGHT TO THE ARCHITECTS NOTICE.
- ALL DIMENSIONS AND LEVELS ARE FROM UNFINISHED SURFACES.
- EXTERIOR AND INTERIOR WALLS TO BE TAKEN AS 230MM THICK AAC BLOCK UNLESS SPECIFIED
- FOR ALL STRUCTURAL DECISIONS REFER TO STRUCTURAL CONSULTANTS DWGS.
- ALL ELECTRICAL WIRING TO BE CONCEALED IN WALL AND SLABS.
- FOR ALL MEP DECISIONS REFER TO MEP CONSULTANTS DWGS.
- ALL PLUMBING PIPES SHOULD BE TAKEN WITHIN DUCTS OF THE BUILDINGS.
- EXTERIOR AND INTERIOR WALLS TO BE TAKEN AS 230MM THK FOR NFB AAC BLOCK UNLESS SPECIFIED.

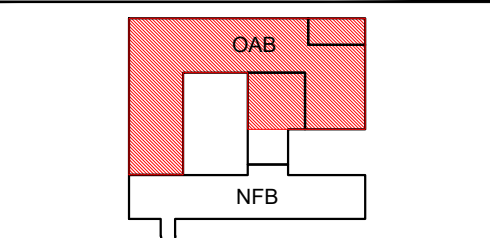
SPECIFIC NOTES

- FOR STAIRCASE DETAILS REFER DWG NO. TD-A-501 TO TD-A-504
- FOR TOILET DETAILS REFER DWG NO. TD-A-801 & TD-A-805-02
- TO CORRELATE THE SITE LEVELS REFER SITE PLAN DWG NO. TD-M-101

LEGEND

- Drop
- Vitrified Tiles (Tile A) 600x600 mm
 - Vitrified Tiles (Tile B) 600x600 mm
 - River Washed Kota Stone (Type 1)
 - River Washed Kota Stone (Type 2)
 - Polished Kota Stone 450x600 mm
 - Flamed Granite
 - Flamed Granite (Different pattern)
 - Terracotta Flooring Tiles 600x600 mm
 - China Mosaic

KEY PLAN



PROJECT : OAB REDEVELOPMENT,
NLSIU, Bengaluru

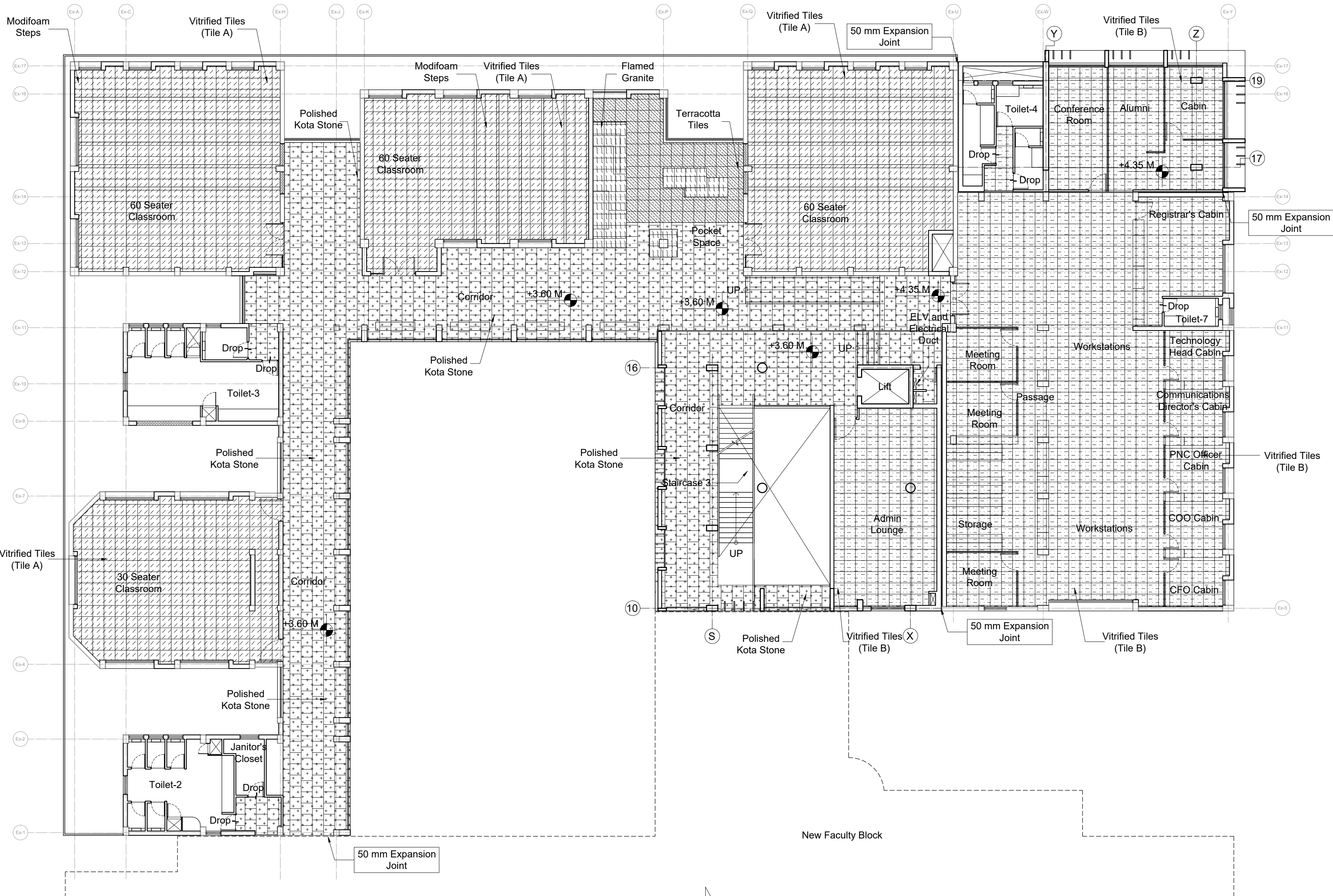
CLIENT : NLSIU

TITLE : GROUND FLOOR
FLOORING PLAN (OAB)

DATE	24/12/2024	CHECKED	IP
DRAWN	SM	APPROVED	QD
PROJ. NO	AD/0123	SCALE	1:150@A2

PMC	:	DRG.NO.
STRUCTURAL CONSULTANT	: MANJUNATH & CO.	TD-A-701
LANDSCAPE CONSULTANT	:	
ELECTRICAL & HVAC CONSULTANT	: McDBERL	(OAB)
PLUMBING CONSULTANT	: McDBERL	
SUSTAINABILITY CONSULTANT	: McDBERL	

DCOOP
ARCHITECTURE DESIGN RESEARCH
UNIT NO. 109, SWASTIK CHAMBERS, S.G. BARVE MARG,
CHEMBUR, MUMBAI - 400071
TEL:022 24706945 E-MAIL:mail@dcop.in WEB:www.dcoop.in



FIRST FLOOR PLAN (OAB)

Scale- 1:150

TENDER DRAWING
NOT FOR CONSTRUCTION

GENERAL NOTES

- THIS DRAWING IS THE SOLE PROPERTY OF DESIGN COOPERATIVE AND IS NOT TO BE COPIED OR USED WITHOUT PRIOR PERMISSION.
- ALL DIMENSIONS IN THE DRAWING ARE TO BE READ AND NOT TO BE MEASURED.
- ANY DISCREPANCY BETWEEN DRAWINGS SHOULD BE BROUGHT TO THE ARCHITECTS NOTICE.
- ALL DIMENSIONS AND LEVELS ARE FROM UNFINISHED SURFACES.
- EXTERIOR AND INTERIOR WALLS TO BE TAKEN AS 230MM THICK AAC BLOCK UNLESS SPECIFIED
- FOR ALL STRUCTURAL DECISIONS REFER TO STRUCTURAL CONSULTANTS DWGS.
- ALL ELECTRICAL WIRING TO BE CONCEALED IN WALL AND SLABS.
- FOR ALL MEP DECISIONS REFER TO MEP CONSULTANTS DWGS.
- ALL PLUMBING PIPES SHOULD BE TAKEN WITHIN DUCTS OF THE BUILDINGS.
- EXTERIOR AND INTERIOR WALLS TO BE TAKEN AS 230MM THK FOR NFB AAC BLOCK UNLESS SPECIFIED.

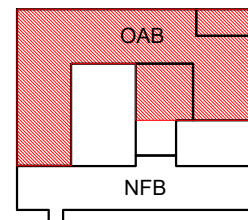
SPECIFIC NOTES

- FOR STAIRCASE DETAILS REFER DWG NO. TD-A-501 TO TD-A-504
- FOR TOILET DETAILS REFER DWG NO. TD-A-801 & TD-A-805-02
- TO CORRELATE THE SITE LEVELS REFER SITE PLAN DWG NO. TD-M-101

LEGEND

- Drop
- Vitrified Tiles (Tile A) 600x600 mm
 - Vitrified Tiles (Tile B) 600x600 mm
 - River Washed Kota Stone (Type 1)
 - River Washed Kota Stone (Type 2)
 - Polished Kota Stone 450x600 mm
 - Flamed Granite
 - Flamed Granite (Different pattern)
 - Terracotta Flooring Tiles 600x600 mm
 - China Mosaic

KEY PLAN



PROJECT : OAB REDEVELOPMENT,
NLSIU, Bengaluru

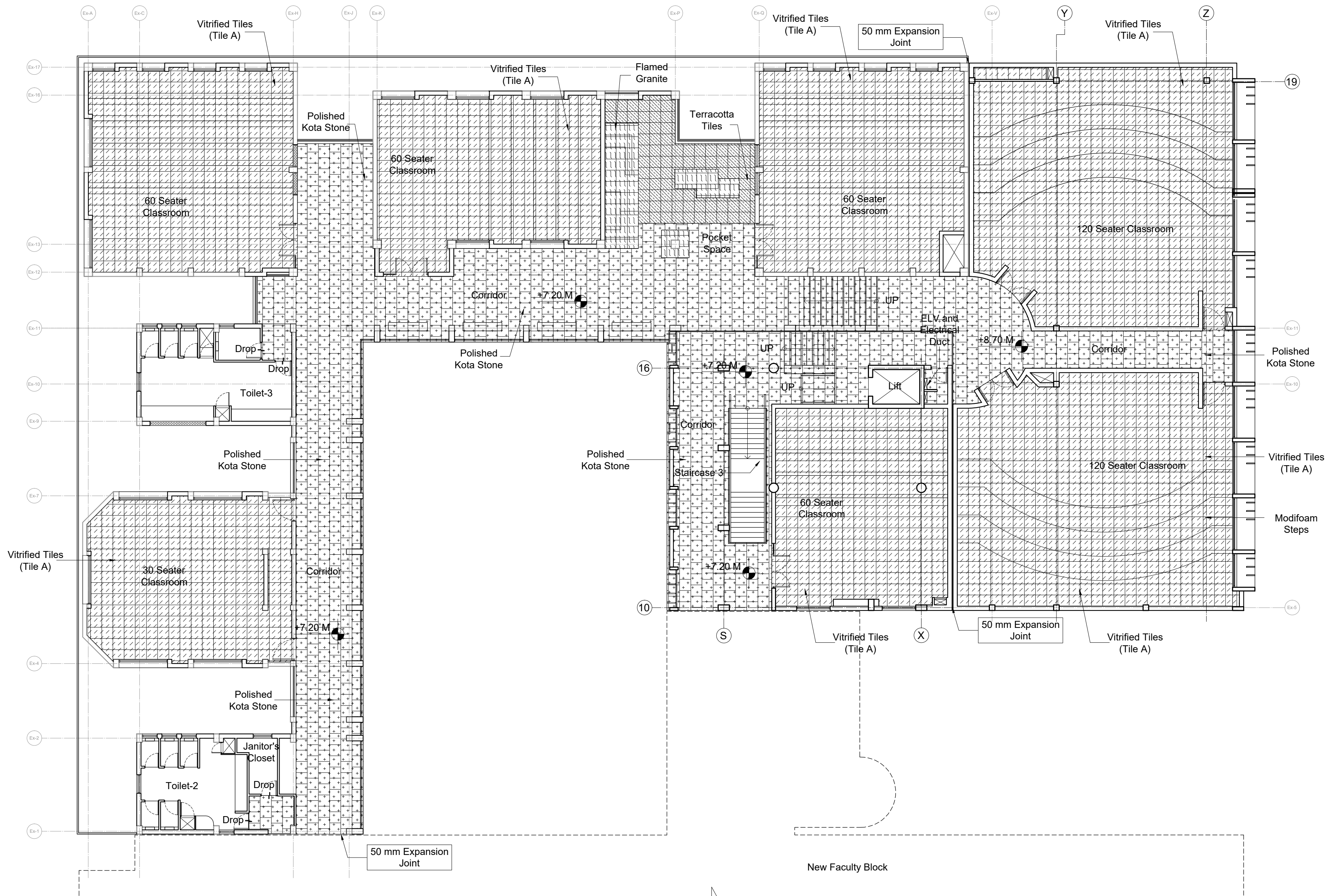
CLIENT : NLSIU

TITLE : FIRST FLOOR
FLOORING PLAN (OAB)

DATE	24/12/2024	CHECKED	IP
DRAWN	SM	APPROVED	QD
PROJ. NO	AD/0123	SCALE	1:150@A2

PMC	:	DRG.NO.
STRUCTURAL CONSULTANT	: MANJUNATH & CO.	TD-A-702
LANDSCAPE CONSULTANT	:	
ELECTRICAL & HVAC CONSULTANT	: McDBERL	(OAB)
PLUMBING CONSULTANT	: McDBERL	
SUSTAINABILITY CONSULTANT	: McDBERL	

DCOOP
ARCHITECTURE DESIGN RESEARCH
UNIT NO. 109, SWASTIK CHAMBERS, S.G. BARVE MARG,
CHEMBUR, MUMBAI - 400071
TEL:022 24706945 E-MAIL:mail@dcloop.in WEB:www.dcoop.in



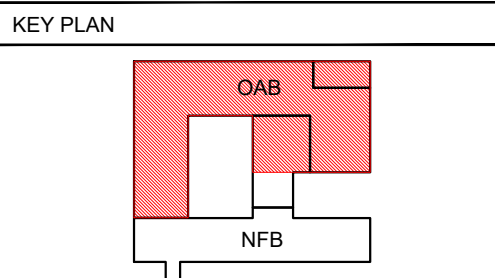
TERRACE LEVEL PLAN (OAB)
Scale- 1:150

TENDER DRAWING
NOT FOR CONSTRUCTION

- GENERAL NOTES
- THIS DRAWING IS THE SOLE PROPERTY OF DESIGN COOPERATIVE AND IS NOT TO BE COPIED OR USED WITHOUT PRIOR PERMISSION.
 - ALL DIMENSIONS IN THE DRAWING ARE TO BE READ AND NOT TO BE MEASURED.
 - ANY DISCREPANCY BETWEEN DRAWINGS SHOULD BE BROUGHT TO THE ARCHITECTS NOTICE.
 - ALL DIMENSIONS AND LEVELS ARE FROM UNFINISHED SURFACES.
 - EXTERIOR AND INTERIOR WALLS TO BE TAKEN AS 230MM THICK AAC BLOCK UNLESS SPECIFIED
 - FOR ALL STRUCTURAL DECISIONS REFER TO STRUCTURAL CONSULTANTS DWGS.
 - ALL ELECTRICAL WIRING TO BE CONCEALED IN WALL AND SLABS.
 - FOR ALL MEP DECISIONS REFER TO MEP CONSULTANTS DWGS.
 - ALL PLUMBING PIPES SHOULD BE TAKEN WITHIN DUCTS OF THE BUILDINGS.
 - EXTERIOR AND INTERIOR WALLS TO BE TAKEN AS 230MM THK FOR OAB AND 200MM THK FOR NFB AAC BLOCK UNLESS SPECIFIED.

- SPECIFIC NOTES
- FOR STAIRCASE DETAILS REFER DWG NO. TD-A-501 TO TD-A-504
 - FOR TOILET DETAILS REFER DWG NO. TD-A-801 & TD-A-805-02
 - TO CORRELATE THE SITE LEVELS REFER SITE PLAN DWG NO. TD-M-101

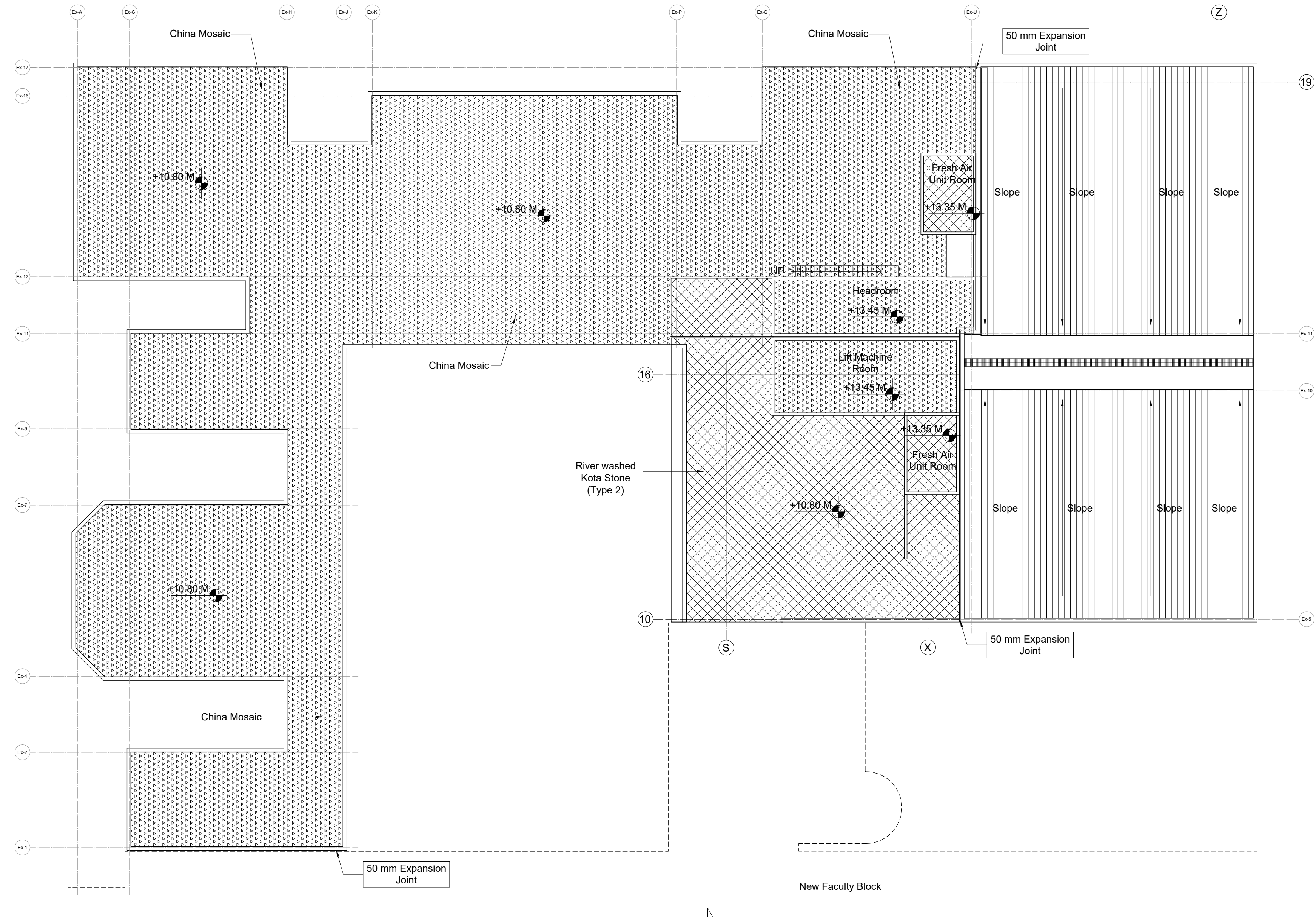
- LEGEND
- Drop
 - Vitrified Tiles (Tile A) 600x600 mm
 - Vitrified Tiles (Tile B) 600x600 mm
 - River Washed Kota Stone (Type 1)
 - River Washed Kota Stone (Type 2)
 - Polished Kota Stone 450x600 mm
 - Flamed Granite
 - Flamed Granite (Different pattern)
 - Terracotta Flooring Tiles 600x600 mm
 - China Mosaic



PROJECT : OAB REDEVELOPMENT, NLSIU, Bengaluru			
CLIENT : NLSIU			
TITLE : SECOND FLOOR FLOORING PLAN (OAB)			
DATE	24/12/2024	CHECKED	IP
DRAWN	SM	APPROVED	QD
PROJ. NO	AD/0123	SCALE	1:150@A2

PMC	:	DRG.NO.
STRUCTURAL CONSULTANT	: MANJUNATH & CO.	TD-A-703
LANDSCAPE CONSULTANT	:	(OAB)
ELECTRICAL & HVAC CONSULTANT	: McDBERL	
PLUMBING CONSULTANT	: McDBERL	
SUSTAINABILITY CONSULTANT	: McDBERL	

DCOOP
ARCHITECTURE DESIGN RESEARCH
UNIT NO. 109, SWASTIK CHAMBERS, S.G. BARVE MARG,
CHEMBUR, MUMBAI - 400071
TEL:022 24706945 E-MAIL:mail@dcoop.in WEB:www.dcoop.in



TERRACE LEVEL PLAN (OAB)

Scale- 1:150

TENDER DRAWING
NOT FOR CONSTRUCTION

GENERAL NOTES

- THIS DRAWING IS THE SOLE PROPERTY OF DESIGN COOPERATIVE AND IS NOT TO BE COPIED OR USED WITHOUT PRIOR PERMISSION.
- ALL DIMENSIONS IN THE DRAWING ARE TO BE READ AND NOT TO BE MEASURED.
- ANY DISCREPANCY BETWEEN DRAWINGS SHOULD BE BROUGHT TO THE ARCHITECTS NOTICE.
- ALL DIMENSIONS AND LEVELS ARE FROM UNFINISHED SURFACES.
- EXTERIOR AND INTERIOR WALLS TO BE TAKEN AS 230MM THICK AAC BLOCK UNLESS SPECIFIED
- FOR ALL STRUCTURAL DECISIONS REFER TO STRUCTURAL CONSULTANTS DWGS.
- ALL ELECTRICAL WIRING TO BE CONCEALED IN WALL AND SLABS.
- FOR ALL MEP DECISIONS REFER TO MEP CONSULTANTS DWGS.
- ALL PLUMBING PIPES SHOULD BE TAKEN WITHIN DUCTS OF THE BUILDINGS.
- EXTERIOR AND INTERIOR WALLS TO BE TAKEN AS 230MM THICK FOR OAB AND 200MM THK FOR NFB AAC BLOCK UNLESS SPECIFIED.

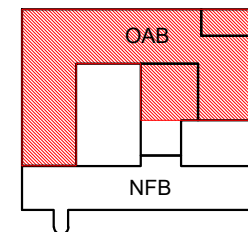
SPECIFIC NOTES

- FOR STAIRCASE DETAILS REFER DWG NO. TD-A-501 TO TD-A-504
- FOR TOILET DETAILS REFER DWG NO. TD-A-801 & TD-A-805-02
- TO CORRELATE THE SITE LEVELS REFER SITE PLAN DWG NO. TD-M-101

LEGEND

- Drop
- Vitrified Tiles (Tile A) 600x600 mm
- Vitrified Tiles (Tile B) 600x600 mm
- River Washed Kota Stone (Type 1)
- River Washed Kota Stone (Type 2)
- Polished Kota Stone 450x600 mm
- Flamed Granite
- Flamed Granite (Different pattern)
- Terracotta Flooring Tiles 600x600 mm
- China Mosaic

KEY PLAN




PROJECT : OAB REDEVELOPMENT,
NLSIU, Bengaluru

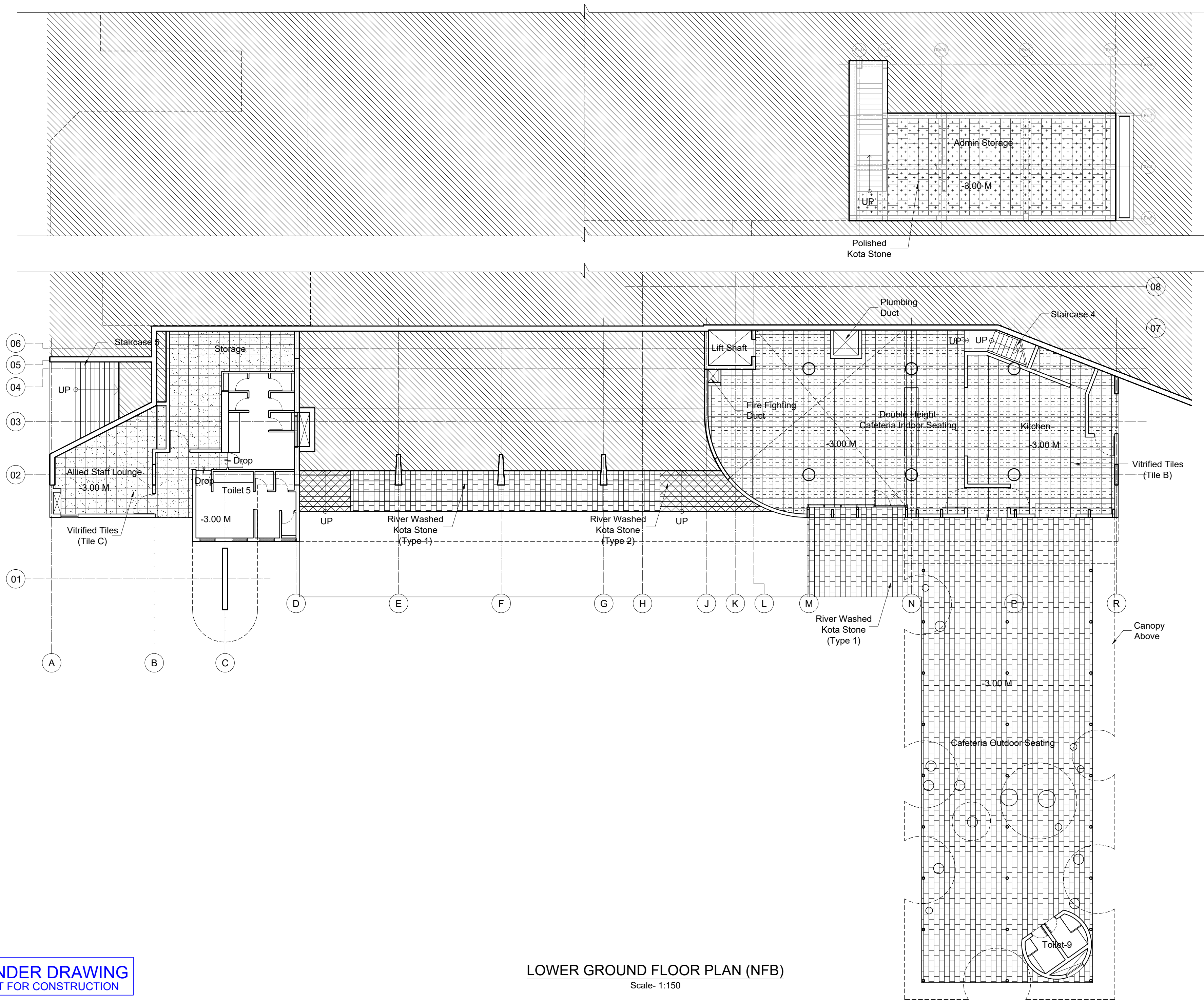
CLIENT : NLSIU

TITLE : TERRACE LEVEL
FLOORING PLAN (OAB)

DATE	24/12/2024	CHECKED	IP
DRAWN	SM	APPROVED	QD
PROJ. NO	AD/0123	SCALE	1:150@A2

PMC	:	DRG.NO.
STRUCTURAL CONSULTANT	: MANJUNATH & CO.	TD-A-704
LANDSCAPE CONSULTANT	:	(OAB)
ELECTRICAL & HVAC CONSULTANT	: McDBERL	
PLUMBING CONSULTANT	: McDBERL	
SUSTAINABILITY CONSULTANT	: McDBERL	
		

DCOOP
ARCHITECTURE DESIGN RESEARCH
UNIT NO. 109, SWASTIK CHAMBERS, S.G. BARVE MARG,
CHEMBUR, MUMBAI - 400071
TEL:022 24706945 E-MAIL:mail@dcloop.in WEB:www.dcoop.in



GENERAL NOTES

- THIS DRAWING IS THE SOLE PROPERTY OF DESIGN COOPERATIVE AND IS NOT TO BE COPIED OR USED WITHOUT PRIOR PERMISSION.
- ALL DIMENSIONS IN THE DRAWING ARE TO BE READ AND NOT TO BE MEASURED.
- ANY DISCREPANCY BETWEEN DRAWINGS SHOULD BE BROUGHT TO THE ARCHITECTS NOTICE.
- ALL DIMENSIONS AND LEVELS ARE FROM UNFINISHED SURFACES.
- EXTERIOR AND INTERIOR WALLS TO BE TAKEN AS 230MM THICK AAC BLOCK UNLESS SPECIFIED
- FOR ALL STRUCTURAL DECISIONS REFER TO STRUCTURAL CONSULTANTS DWGS.
- ALL ELECTRICAL WIRING TO BE CONCEALED IN WALL AND SLABS.
- FOR ALL MEP DECISIONS REFER TO MEP CONSULTANTS DWGS.
- ALL PLUMBING PIPES SHOULD BE TAKEN WITHIN DUCTS OF THE BUILDINGS.
- EXTERIOR AND INTERIOR WALLS TO BE TAKEN AS 230MM THICK FOR OAB AND 200MM THK FOR NFB AAC BLOCK UNLESS SPECIFIED.

SPECIFIC NOTES

- FOR STAIRCASE DETAILS REFER DWG NO. TD-A-501 TO TD-A-504
- FOR TOILET DETAILS REFER DWG NO. TD-A-801 & TD-A-805-02
- TO CORRELATE THE SITE LEVELS REFER SITE PLAN DWG NO. TD-M-101

LEGEND

~	Drop
	Vitrified Tiles (Tile B) 600x600 mm
	Vitrified Tiles (Tile C) 600x600 mm
	Vitrified Tiles (Tile D) 600x600 mm
	River Washed Kota Stone (Type 1)
	River Washed Kota Stone (Type 2)
	River Washed Kota Stone (Type 3)
	Polished Kota Stone 450x600 mm
	China Mosaic

KEY PLAN

PROJECT : OAB REDEVELOPMENT,
NLSIU, Bengaluru

CLIENT : NLSIU

**TITLE : LOWER GROUND FLOOR
FLOORING PLAN (NFB)**

DATE	24/12/2024	CHECKED	IP
DRAWN	SM	APPROVED	QD
PROJ. NO	AD/0123	SCALE	1:150@A2

PMC	:	DRG.NO.
STRUCTURAL CONSULTANT	: MANJUNATH & CO.	TD-A-705
LANDSCAPE CONSULTANT	:	
ELECTRICAL & HVAC CONSULTANT	: McDBERL	(NFB)
PLUMBING CONSULTANT	: McDBERL	
SUSTAINABILITY CONSULTANT	: McDBERL	

DCOOP
ARCHITECTURE DESIGN RESEARCH
UNIT NO. 109, SWASTIK CHAMBERS, S.G. BARVE MARG,
CHEMBUR, MUMBAI - 400071
TEL:022 24706945 E-MAIL:mail@dcoop.in WEB:www.dcoop.in

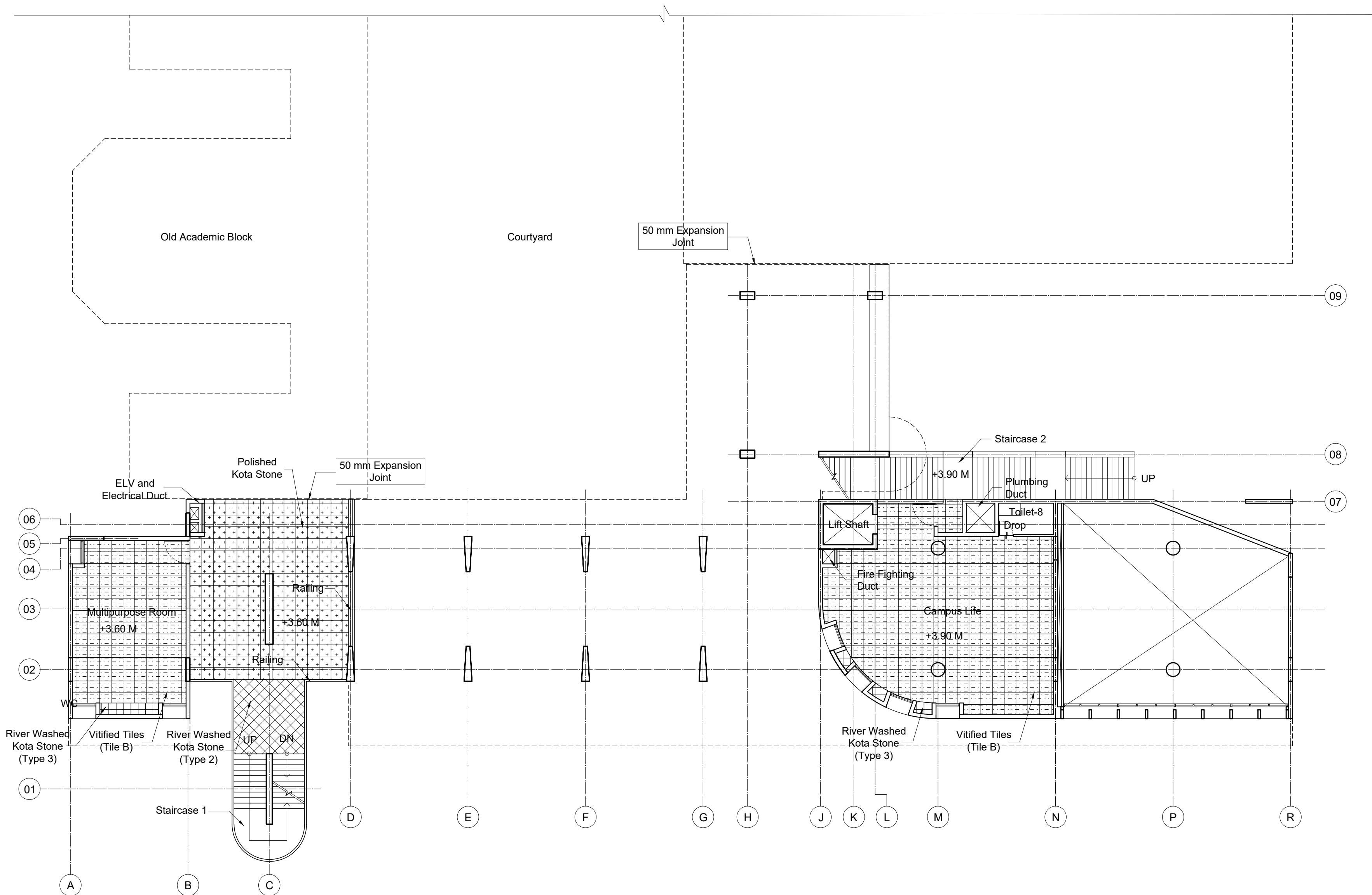
TENDER DRAWING
NOT FOR CONSTRUCTION

LOWER GROUND FLOOR PLAN (NFB)
Scale- 1:150



Scale- 1:150

TENDER DRAWING
NOT FOR CONSTRUCTION



FIRST FLOOR PLAN (NFB)

Scale- 1:150

TENDER DRAWING
NOT FOR CONSTRUCTION

GENERAL NOTES

- THIS DRAWING IS THE SOLE PROPERTY OF DESIGN COOPERATIVE AND IS NOT TO BE COPIED OR USED WITHOUT PRIOR PERMISSION.
- ALL DIMENSIONS IN THE DRAWING ARE TO BE READ AND NOT TO BE MEASURED.
- ANY DISCREPANCY BETWEEN DRAWINGS SHOULD BE BROUGHT TO THE ARCHITECTS NOTICE.
- ALL DIMENSIONS AND LEVELS ARE FROM UNFINISHED SURFACES.
- EXTERIOR AND INTERIOR WALLS TO BE TAKEN AS 230MM THICK AAC BLOCK UNLESS SPECIFIED
- FOR ALL STRUCTURAL DECISIONS REFER TO STRUCTURAL CONSULTANT'S DWGS.
- ALL ELECTRICAL WIRING TO BE CONCEALED IN WALL AND SLABS.
- FOR ALL MEP DECISIONS REFER TO MEP CONSULTANTS DWGS.
- ALL PLUMBING PIPES SHOULD BE TAKEN WITHIN DUCTS OF THE BUILDINGS.
- EXTERIOR AND INTERIOR WALLS TO BE TAKEN AS 230MM THICK FOR OAB AND 200MM THK FOR NFB AAC BLOCK UNLESS SPECIFIED.

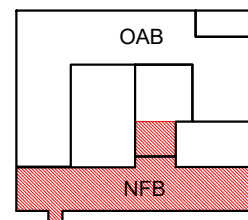
SPECIFIC NOTES

- FOR STAIRCASE DETAILS REFER DWG NO. TD-A-501 TO TD-A-504
- FOR TOILET DETAILS REFER DWG NO. TD-A-801 & TD-A-805-02
- TO CORRELATE THE SITE LEVELS REFER SITE PLAN DWG NO. TD-M-101

LEGEND

Drop	
Vitrified Tiles (Tile B) 600x600 mm	
Vitrified Tiles (Tile C) 600x600 mm	
Vitrified Tiles (Tile D) 600x600 mm	
River Washed Kota Stone (Type 1)	
River Washed Kota Stone (Type 2)	
River Washed Kota Stone (Type 3)	
Polished Kota Stone 450x600 mm	
China Mosaic	

KEY PLAN



PROJECT : OAB REDEVELOPMENT,
NLSIU, Bengaluru

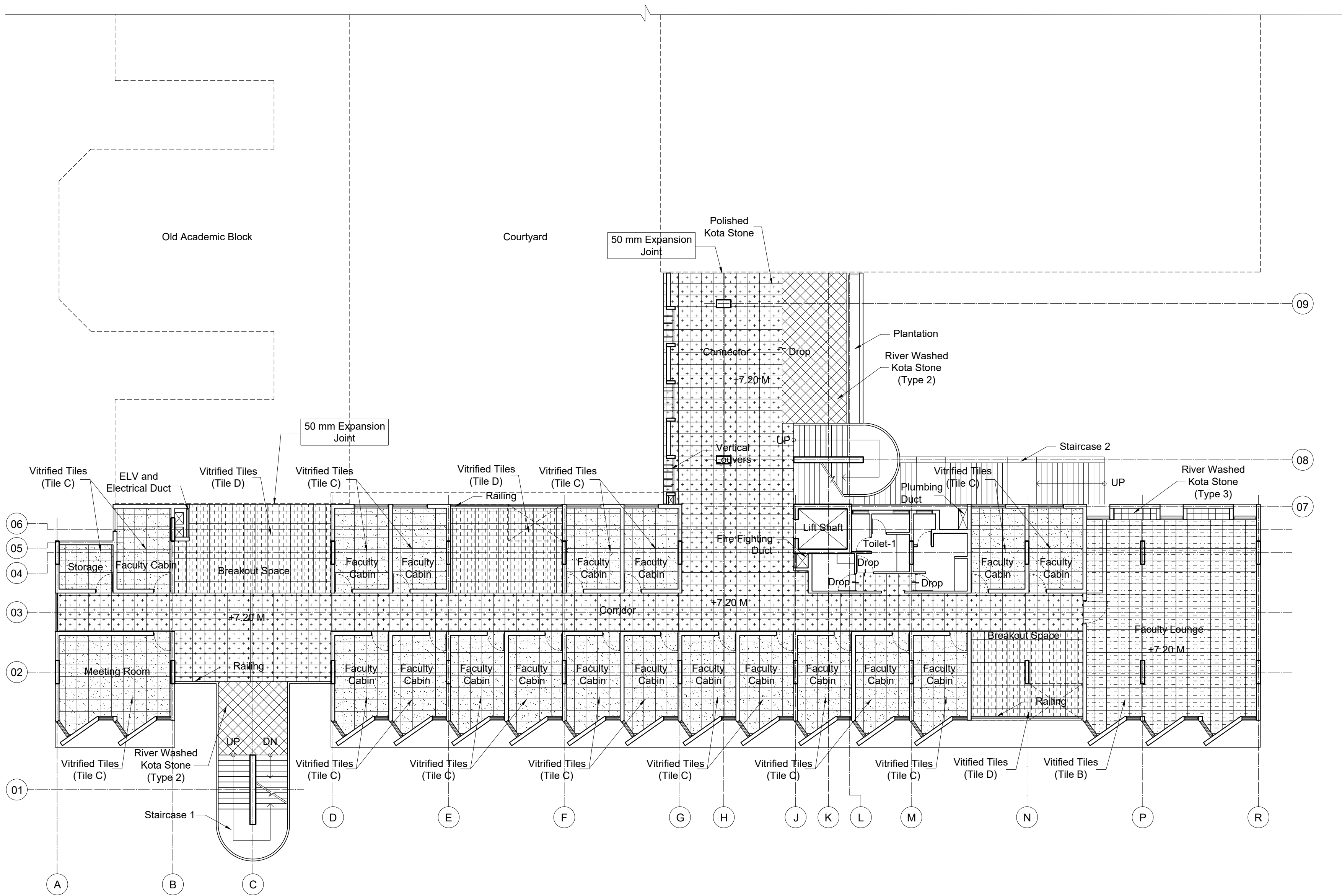
CLIENT : NLSIU

TITLE : FIRST FLOOR
FLOORING PLAN (NFB)

DATE	24/12/2024	CHECKED	IP
DRAWN	SM	APPROVED	QD
PROJ. NO	AD/0123	SCALE	1:150@A2

PMC	:	DRG.NO.
STRUCTURAL CONSULTANT	: MANJUNATH & CO.	TD-A-707
LANDSCAPE CONSULTANT	:	
ELECTRICAL & HVAC CONSULTANT	: McDBERL	(NFB)
PLUMBING CONSULTANT	: McDBERL	
SUSTAINABILITY CONSULTANT	: McDBERL	

DCOOP
ARCHITECTURE DESIGN RESEARCH
UNIT NO. 109, SWASTIK CHAMBERS, S.G. BARVE MARG,
CHEMBUR, MUMBAI - 400071
TEL:022 24706945 E-MAIL:mail@dcop.in WEB:www.dcoop.in



SECOND FLOOR PLAN (NFB)

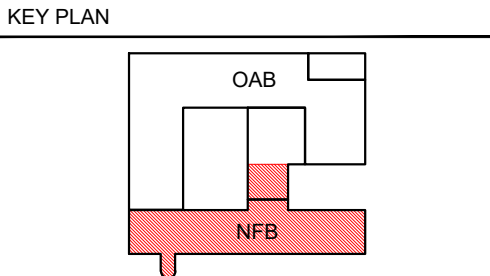
Scale- 1:150

TENDER DRAWING
NOT FOR CONSTRUCTION


- GENERAL NOTES
- THIS DRAWING IS THE SOLE PROPERTY OF DESIGN COOPERATIVE AND IS NOT TO BE COPIED OR USED WITHOUT PRIOR PERMISSION.
 - ALL DIMENSIONS IN THE DRAWING ARE TO BE READ AND NOT TO BE MEASURED.
 - ANY DISCREPANCY BETWEEN DRAWINGS SHOULD BE BROUGHT TO THE ARCHITECTS NOTICE.
 - ALL DIMENSIONS AND LEVELS ARE FROM UNFINISHED SURFACES.
 - EXTERIOR AND INTERIOR WALLS TO BE TAKEN AS 230MM THICK AAC BLOCK UNLESS SPECIFIED
 - FOR ALL STRUCTURAL DECISIONS REFER TO STRUCTURAL CONSULTANTS DWGS.
 - ALL ELECTRICAL WIRING TO BE CONCEALED IN WALL AND SLABS.
 - FOR ALL MEP DECISIONS REFER TO MEP CONSULTANTS DWGS.
 - ALL PLUMBING PIPES SHOULD BE TAKEN WITHIN DUCTS OF THE BUILDINGS.
 - EXTERIOR AND INTERIOR WALLS TO BE TAKEN AS 230MM THICK FOR OAB AND 200MM THK FOR NFB AAC BLOCK UNLESS SPECIFIED.

- SPECIFIC NOTES
- FOR STAIRCASE DETAILS REFER DWG NO. TD-A-501 TO TD-A-504
 - FOR TOILET DETAILS REFER DWG NO. TD-A-801 & TD-A-805-02
 - TO CORRELATE THE SITE LEVELS REFER SITE PLAN DWG NO. TD-M-101

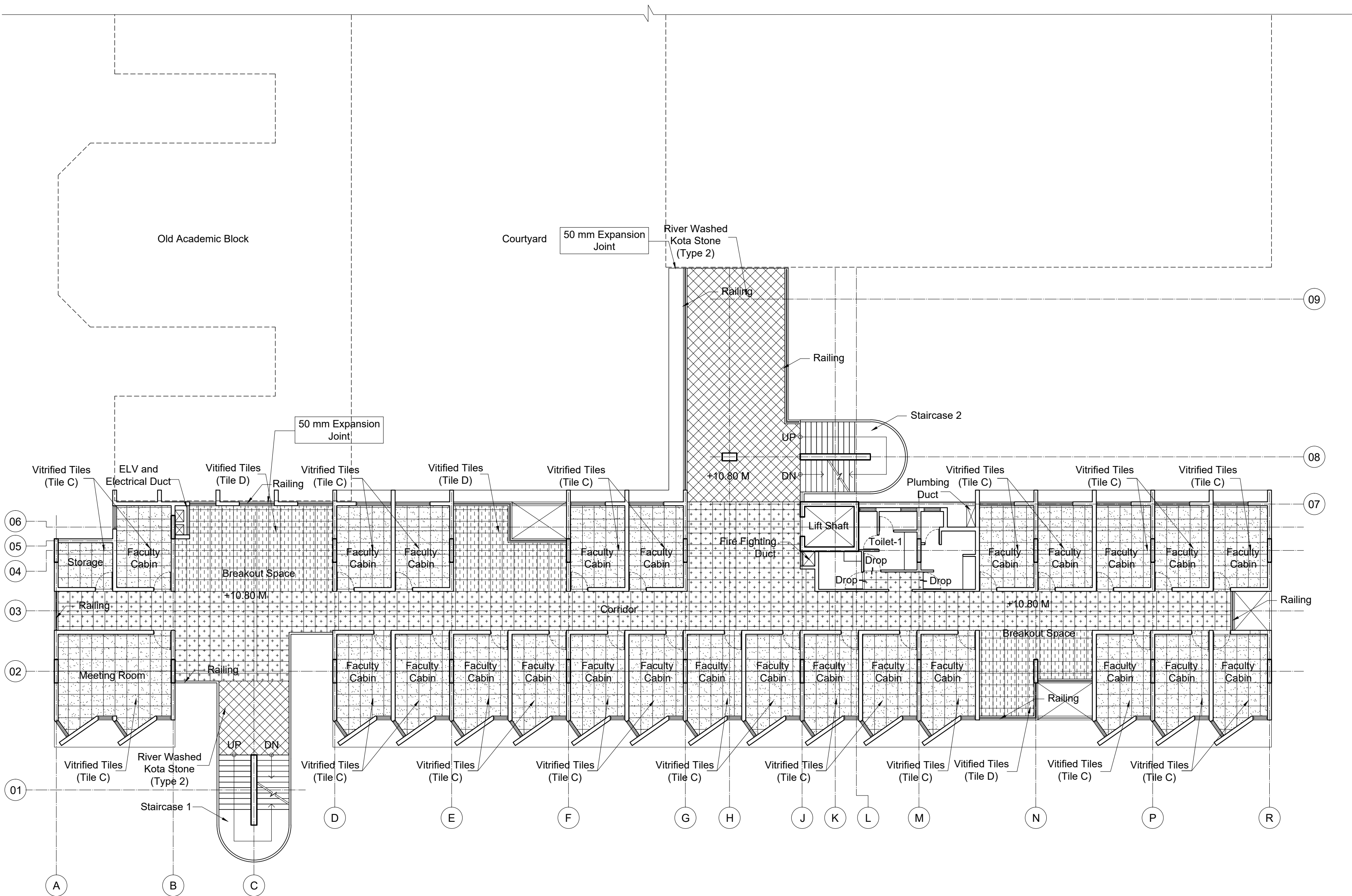
- LEGEND
- ~ Drop
 - Vitrified Tiles (Tile B) 600x600 mm
 - Vitrified Tiles (Tile C) 600x600 mm
 - Vitrified Tiles (Tile D) 600x600 mm
 - River Washed Kota Stone (Type 1)
 - River Washed Kota Stone (Type 2)
 - River Washed Kota Stone (Type 3)
 - Polished Kota Stone 450x600 mm
 - China Mosaic



PROJECT : OAB REDEVELOPMENT, NLSIU, Bengaluru			
CLIENT : NLSIU			
TITLE : SECOND FLOOR FLOORING PLAN (NFB)			
DATE	24/12/2024	CHECKED	IP
DRAWN	SM	APPROVED	QD
PROJ. NO	AD/0123	SCALE	1:150@A2

PMC	:	DRG.NO.
STRUCTURAL CONSULTANT	: MANJUNATH & CO.	TD-A-708
LANDSCAPE CONSULTANT	:	(NFB)
ELECTRICAL & HVAC CONSULTANT	: McDBERL	
PLUMBING CONSULTANT	: McDBERL	
SUSTAINABILITY CONSULTANT	: McDBERL	

DCOOP
ARCHITECTURE DESIGN RESEARCH
UNIT NO. 109, SWASTIK CHAMBERS, S.G. BARVE MARG,
CHEMBUR, MUMBAI - 400071
TEL:022 24706945 E-MAIL:mail@dcloop.in WEB:www.dcoop.in



THIRD FLOOR PLAN (NFB)

Scale- 1:150

TENDER DRAWING
NOT FOR CONSTRUCTION

GENERAL NOTES

- THIS DRAWING IS THE SOLE PROPERTY OF DESIGN COOPERATIVE AND IS NOT TO BE COPIED OR USED WITHOUT PRIOR PERMISSION.
- ALL DIMENSIONS IN THE DRAWING ARE TO BE READ AND NOT TO BE MEASURED.
- ANY DISCREPANCY BETWEEN DRAWINGS SHOULD BE BROUGHT TO THE ARCHITECTS NOTICE.
- ALL DIMENSIONS AND LEVELS ARE FROM UNFINISHED SURFACES.
- EXTERIOR AND INTERIOR WALLS TO BE TAKEN AS 230MM THICK AAC BLOCK UNLESS SPECIFIED
- FOR ALL STRUCTURAL DECISIONS REFER TO STRUCTURAL CONSULTANTS DWGS.
- ALL ELECTRICAL WIRING TO BE CONCEALED IN WALL AND SLABS.
- FOR ALL MEP DECISIONS REFER TO MEP CONSULTANTS DWGS.
- ALL PLUMBING PIPES SHOULD BE TAKEN WITHIN DUCTS OF THE BUILDINGS.
- EXTERIOR AND INTERIOR WALLS TO BE TAKEN AS 230MM THICK FOR OAB AND 200MM THK FOR NFB AAC BLOCK UNLESS SPECIFIED.

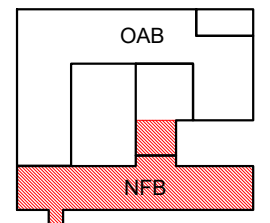
SPECIFIC NOTES

- FOR STAIRCASE DETAILS REFER DWG NO. TD-A-501 TO TD-A-504
- FOR TOILET DETAILS REFER DWG NO. TD-A-801 & TD-A-805-02
- TO CORRELATE THE SITE LEVELS REFER SITE PLAN DWG NO. TD-M-101

LEGEND

- ~ Drop
- Vitrified Tiles (Tile B) 600x600 mm
- Vitrified Tiles (Tile C) 600x600 mm
- Vitrified Tiles (Tile D) 600x600 mm
- River Washed Kota Stone (Type 1)
- River Washed Kota Stone (Type 2)
- River Washed Kota Stone (Type 3)
- Polished Kota Stone 450x600 mm
- China Mosaic

KEY PLAN



PROJECT : OAB REDEVELOPMENT,
NLSIU, Bengaluru

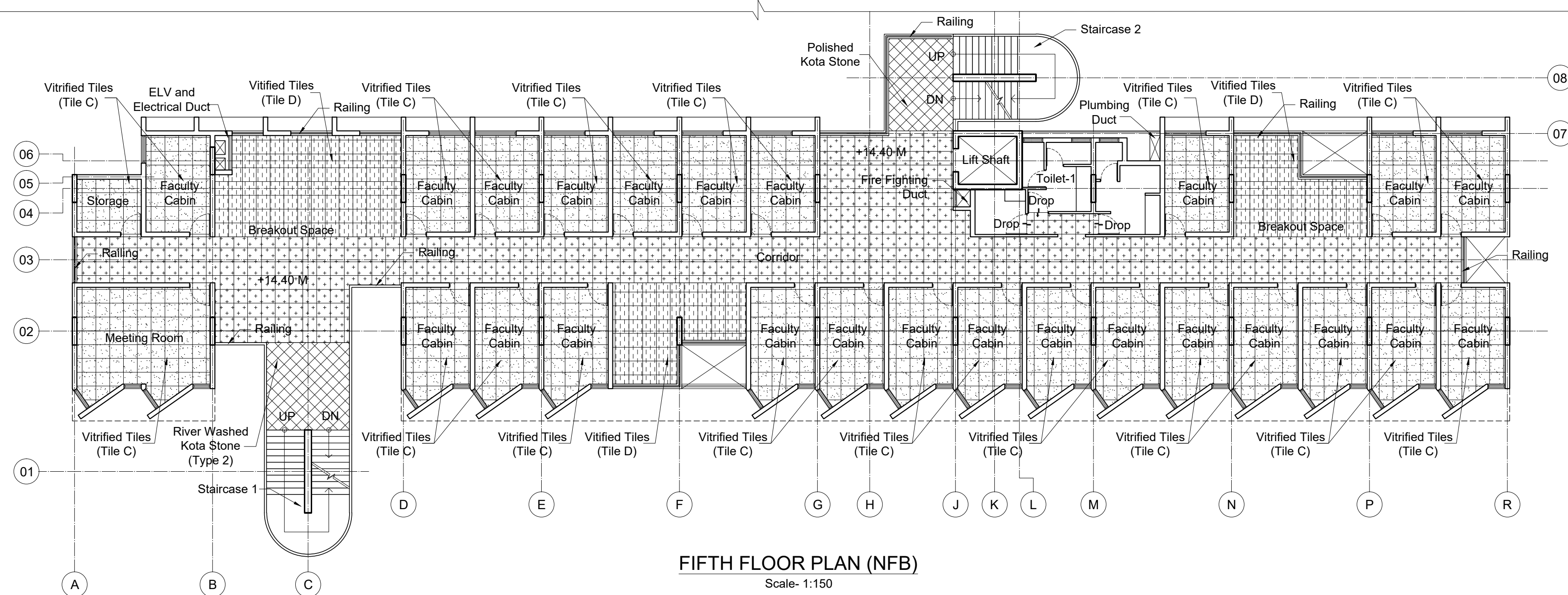
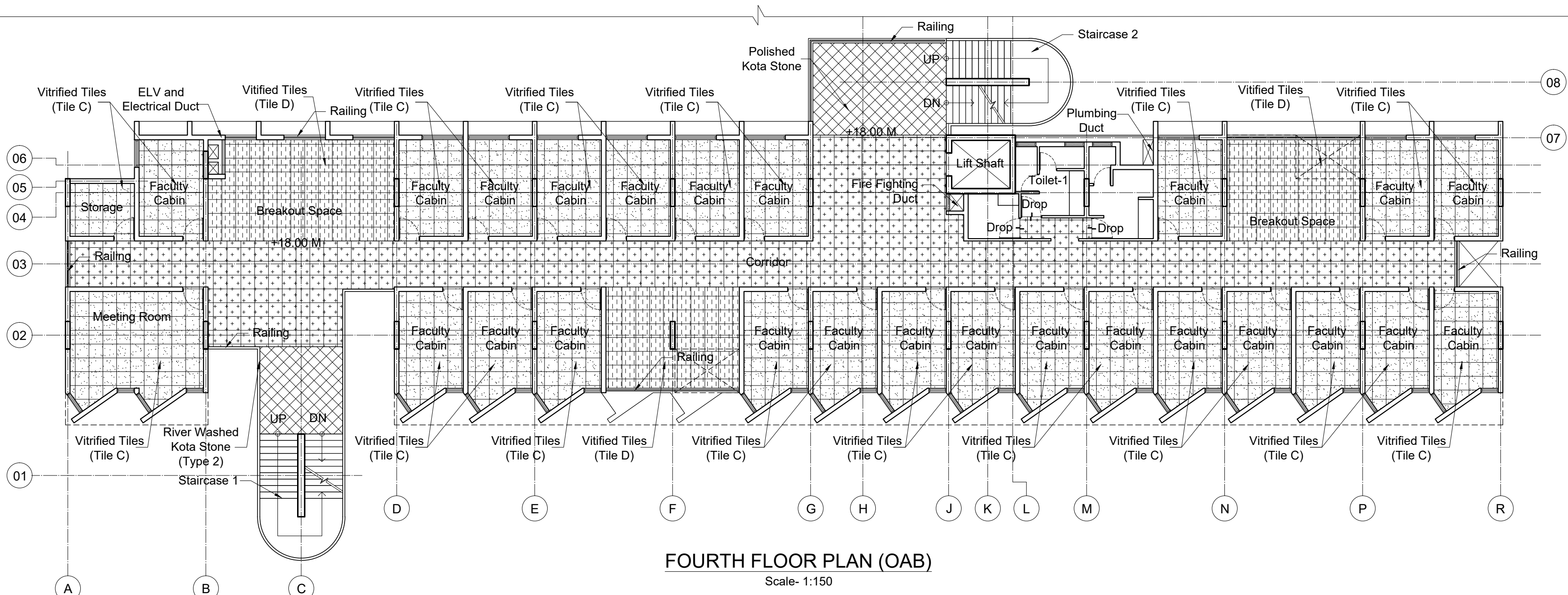
CLIENT : NLSIU

TITLE : THIRD FLOOR
FLOORING PLAN (NFB)

DATE	24/12/2024	CHECKED	IP
DRAWN	SM	APPROVED	QD
PROJ. NO	AD/0123	SCALE	1:150@A2

PMC	:	DRG.NO.
STRUCTURAL CONSULTANT	: MANJUNATH & CO.	TD-A-709
LANDSCAPE CONSULTANT	:	(NFB)
ELECTRICAL & HVAC CONSULTANT	: McDBERL	
PLUMBING CONSULTANT	: McDBERL	
SUSTAINABILITY CONSULTANT	: McDBERL	

DCOOP
ARCHITECTURE DESIGN RESEARCH
UNIT NO. 109, SWASTIK CHAMBERS, S.G. BARVE MARG,
CHEMBUR, MUMBAI - 400071
TEL:022 24706945 E-MAIL:mail@dcloop.in WEB:www.dcoop.in



GENERAL NOTES

- THIS DRAWING IS THE SOLE PROPERTY OF DESIGN COOPERATIVE AND IS NOT TO BE COPIED OR USED WITHOUT PRIOR PERMISSION.
- ALL DIMENSIONS IN THE DRAWING ARE TO BE READ AND NOT TO BE MEASURED.
- ANY DISCREPANCY BETWEEN DRAWINGS SHOULD BE BROUGHT TO THE ARCHITECTS NOTICE.
- ALL DIMENSIONS AND LEVELS ARE FROM UNFINISHED SURFACES.
- EXTERIOR AND INTERIOR WALLS TO BE TAKEN AS 230MM THICK AAC BLOCK UNLESS SPECIFIED
- FOR ALL STRUCTURAL DECISIONS REFER TO STRUCTURAL CONSULTANTS DWGS.
- ALL ELECTRICAL WIRING TO BE CONCEALED IN WALL AND SLABS.
- FOR ALL MEP DECISIONS REFER TO MEP CONSULTANTS DWGS.
- ALL PLUMBING PIPES SHOULD BE TAKEN WITHIN DUCTS OF THE BUILDINGS.
- EXTERIOR AND INTERIOR WALLS TO BE TAKEN AS 230MM THK FOR OAB AND 200MM THK FOR NFB AAC BLOCK UNLESS SPECIFIED.

SPECIFIC NOTES

- FOR STAIRCASE DETAILS REFER DWG NO. TD-A-501 TO TD-A-504
- FOR TOILET DETAILS REFER DWG NO. TD-A-801 & TD-A-805-02
- TO CORRELATE THE SITE LEVELS REFER SITE PLAN DWG NO. TD-M-101

LEGEND

	Drop
	Vitrified Tiles (Tile B) 600x600 mm
	Vitrified Tiles (Tile C) 600x600 mm
	Vitrified Tiles (Tile D) 600x600 mm
	River Washed Kota Stone (Type 1)
	River Washed Kota Stone (Type 2)
	River Washed Kota Stone (Type 3)
	Polished Kota Stone 450x600 mm
	China Mosaic

KEY PLAN

PROJECT : OAB REDEVELOPMENT,
NLSIU, Bengaluru

CLIENT : NLSIU

TITLE : FOURTH & FIFTH FLOOR FLOORING PLAN (NFB)

DATE	24/12/2024	CHECKED	IP
DRAWN	SM	APPROVED	QD
PROJ. NO	AD/0123	SCALE	1:150@A2

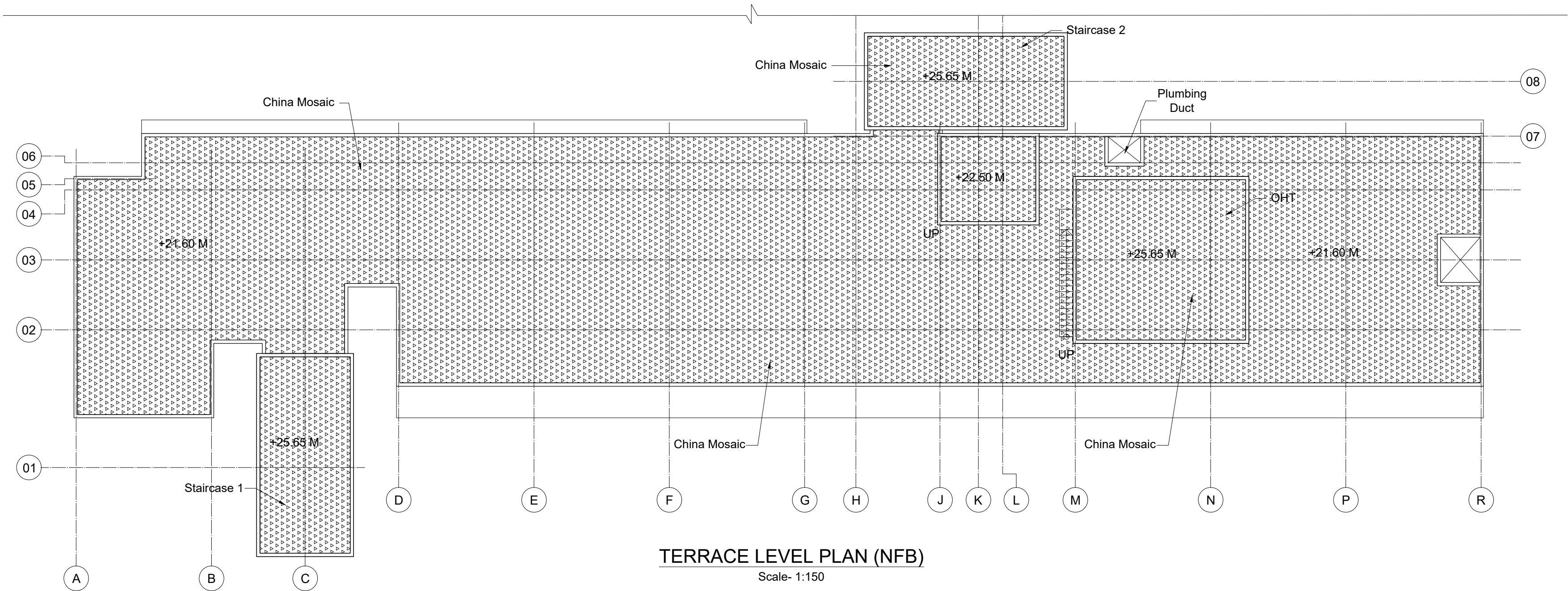
PMC	:	DRG.NO.
STRUCTURAL CONSULTANT	: MANJUNATH & CO.	TD-A-710
LANDSCAPE CONSULTANT	:	
ELECTRICAL & HVAC CONSULTANT	: McDBERL	(NFB)
PLUMBING CONSULTANT	: McDBERL	
SUSTAINABILITY CONSULTANT	: McDBERL	

DCOOP
ARCHITECTURE DESIGN RESEARCH

UNIT NO. 109, SWASTIK CHAMBERS, S.G. BARVE MARG,
CHEMBUR, MUMBAI - 400071

TEL:022 24706945 E-MAIL:mail@dcloop.in WEB:www.dcoop.in

TENDER DRAWING
NOT FOR CONSTRUCTION



GENERAL NOTES

- THIS DRAWING IS THE SOLE PROPERTY OF DESIGN COOPERATIVE AND IS NOT TO BE COPIED OR USED WITHOUT PRIOR PERMISSION.
- ALL DIMENSIONS IN THE DRAWING ARE TO BE READ AND NOT TO BE MEASURED.
- ANY DISCREPANCY BETWEEN DRAWINGS SHOULD BE BROUGHT TO THE ARCHITECTS NOTICE.
- ALL DIMENSIONS AND LEVELS ARE FROM UNFINISHED SURFACES.
- EXTERIOR AND INTERIOR WALLS TO BE TAKEN AS 230MM THICK AAC BLOCK UNLESS SPECIFIED.
- FOR ALL STRUCTURAL DECISIONS REFER TO STRUCTURAL CONSULTANTS DWGS.
- ALL ELECTRICAL WIRING TO BE CONCEALED IN WALL AND SLABS.
- FOR ALL MEP DECISIONS REFER TO MEP CONSULTANTS DWGS.
- ALL PLUMBING PIPES SHOULD BE TAKEN WITHIN DUCTS OF THE BUILDINGS.
- EXTERIOR AND INTERIOR WALLS TO BE TAKEN AS 230MM THICK FOR OAB AND 200MM THK FOR NFB AAC BLOCK UNLESS SPECIFIED.

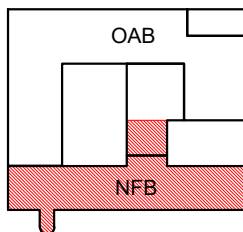
SPECIFIC NOTES

- FOR STAIRCASE DETAILS REFER DWG NO. TD-A-501 TO TD-A-504.
- FOR TOILET DETAILS REFER DWG NO. TD-A-801 & TD-A-805-02.
- TO CORRELATE THE SITE LEVELS REFER SITE PLAN DWG NO. TD-M-101.

LEGEND

~	Drop
	Vitrified Tiles (Tile B) 600x600 mm
	Vitrified Tiles (Tile C) 600x600 mm
	Vitrified Tiles (Tile D) 600x600 mm
	River Washed Kota Stone (Type 1)
	River Washed Kota Stone (Type 2)
	River Washed Kota Stone (Type 3)
	Polished Kota Stone 450x600 mm
	China Mosaic

KEY PLAN




PROJECT : OAB REDEVELOPMENT,
NLSIU, Bengaluru

CLIENT : NLSIU

TITLE : TERRACE LEVEL
FLOORING PLAN (NFB)

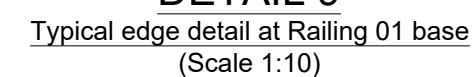
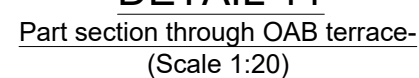
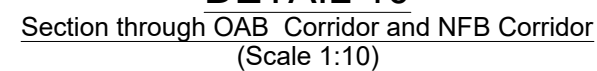
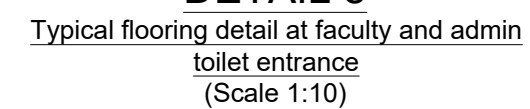
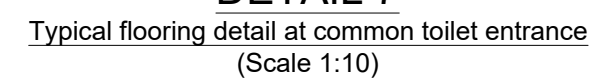
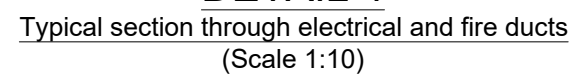
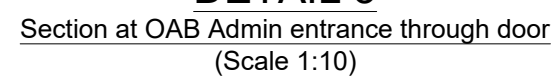
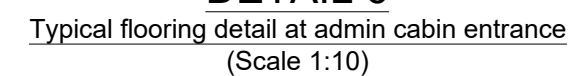
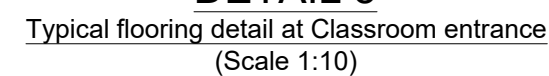
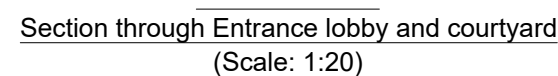
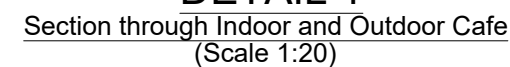
DATE	24/12/2024	CHECKED	IP
DRAWN	SM	APPROVED	QD
PROJ. NO	AD/0123	SCALE	1:150@A2

PMC	:	DRG.NO.
STRUCTURAL CONSULTANT	: MANJUNATH & CO.	TD-A-711
LANDSCAPE CONSULTANT	:	
ELECTRICAL & HVAC CONSULTANT	: McDBERL	
PLUMBING CONSULTANT	: McDBERL	(NFB)
SUSTAINABILITY CONSULTANT	: McDBERL	



TENDER DRAWING
NOT FOR CONSTRUCTION

DCOOP
ARCHITECTURE DESIGN RESEARCH
UNIT NO. 109, SWASTIK CHAMBERS, S.G. BARVE MARG,
CHEMBUR, MUMBAI - 400071
TEL:022 24706945 E-MAIL:mail@dcoop.in WEB:www.dcoop.in



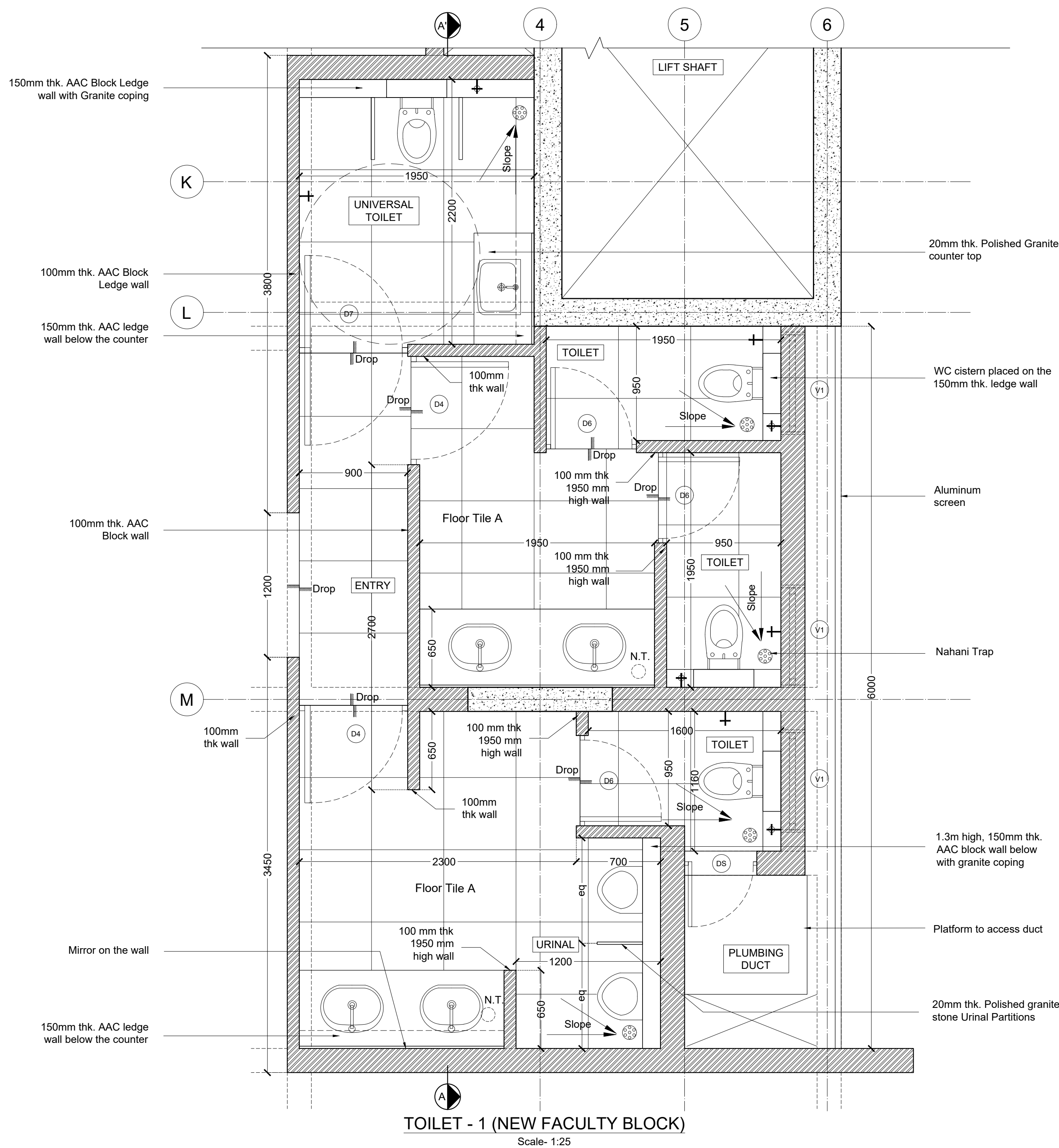
DCOOP
ARCHITECTURE.DESIGN.RESEARCH
1ST FLOOR, EASTERN METAL WORKS, 102, DATTARAM LAD ROAD
KALACHOWKI, MUMBAI - 400033
PH: 24706945/46 E-MAIL: mail@dcoop.in

TENDER DRAWING
NOT FOR CONSTRUCTION

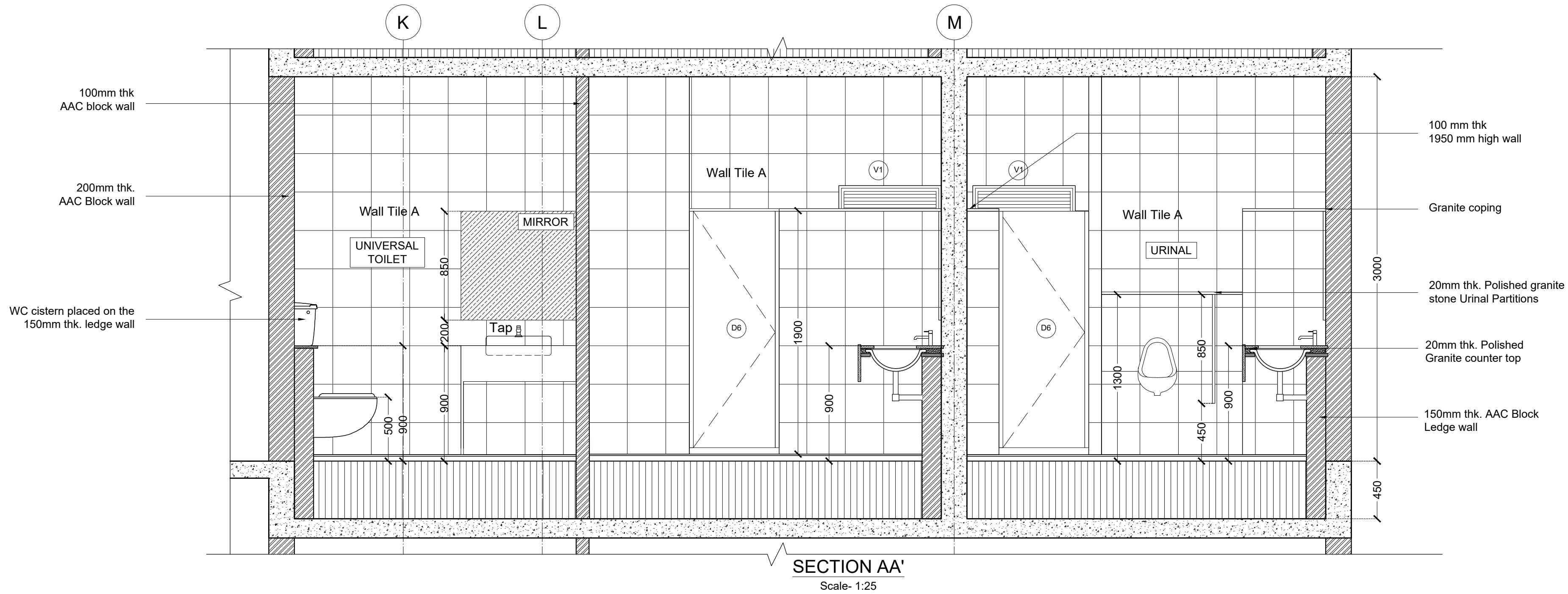
TOILET LAYOUT & DETAILS

OAB REDEVELOPMENT, NLSIU, BENGALURU

Dec 2024



TOILET - 1 (NEW FACULTY BLOCK)
Scale- 1:25



SECTION AA'
Scale- 1:25

Floor tile- 600x600mm
Wall tile- 300x300mm

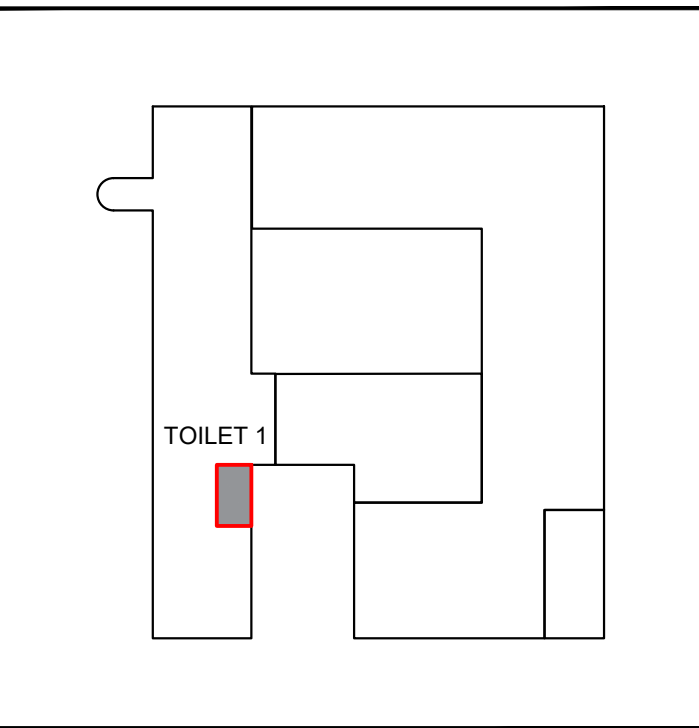
GENERAL NOTES

- THIS DRAWING IS THE SOLE PROPERTY OF DESIGN COOPERATIVE AND IS NOT TO BE COPIED OR USED WITHOUT PRIOR PERMISSION.
- ALL DIMENSIONS IN THE DRAWING ARE TO BE READ AND NOT TO BE MEASURED.
- ANY DISCREPANCY BETWEEN DRAWINGS SHOULD BE BROUGHT TO THE ARCHITECTS NOTICE.
- ALL DIMENSIONS AND LEVELS ARE FROM UNFINISHED SURFACES.
- EXTERIOR AND INTERIOR WALLS TO BE TAKEN AS 225MM THICK AAC BLOCK UNLESS SPECIFIED.
- ALL ELECTRICAL WIRING TO BE CONCEALED IN WALL AND SLABS.
- ALL PLUMBING PIPES SHOULD BE TAKEN WITHIN DUCTS OF THE BUILDINGS.
- EXTERIOR AND INTERIOR WALLS TO BE TAKEN AS 230MM THICK FOR OAB AND 200MM THK FOR NFB AAC BLOCK UNLESS SPECIFIED.

NOTES

- FOR PLANS, REFER DWG NO. TD-A-201 TO TD-A-211.
- FOR SECTIONS AND ELEVATIONS, REFER DWG NO. TD-A-301 TO TD-A-305.
- FOR WALL SECTIONS PART DETAILS REFER DWG NO. TD-A-306.
- FOR DOOR, WINDOW, VENTILATOR AND DUCT SHUTTER SCHEDULE AND DETAILS, REFER DWG NO. TD-A-401 TO A-408.
- FOR STAIRCASE DETAILS, REFER DWG NO. TD-A-501 TO TD-A-504.
- FOR FALSE CEILING DETAILS, REFER DWG NO. TD-A-601 TO TD-A-603.
- FOR FLOORING LAYOUT AND DETAILS, REFER DWG NO. TD-A-701 TO TD-A-711.
- FOR MISCELLANEOUS DETAILS, REFER DWG NO. TD-A-902 TO TD-A-908.

KEY PLAN



LEGEND

- DOORS
- WINDOWS
- VENTILATORS
- DUCT SHUTTERS
- TOWEL ROD
- CSEB BLOCKWALL
- EXISTING RCC
- PROPOSED RCC
- DUCT CUT OUT
- SLOPE DIRECTION
- 2-W BIB COCK
- NAHNI TRAP
- SHOWER HEAD
- BBC
- STONE COPING

REVISIONS

NO	DATE	DESCRIPTION

PROJECT : OAB REDEVELOPMENT,
NLSIU, BENGALURU

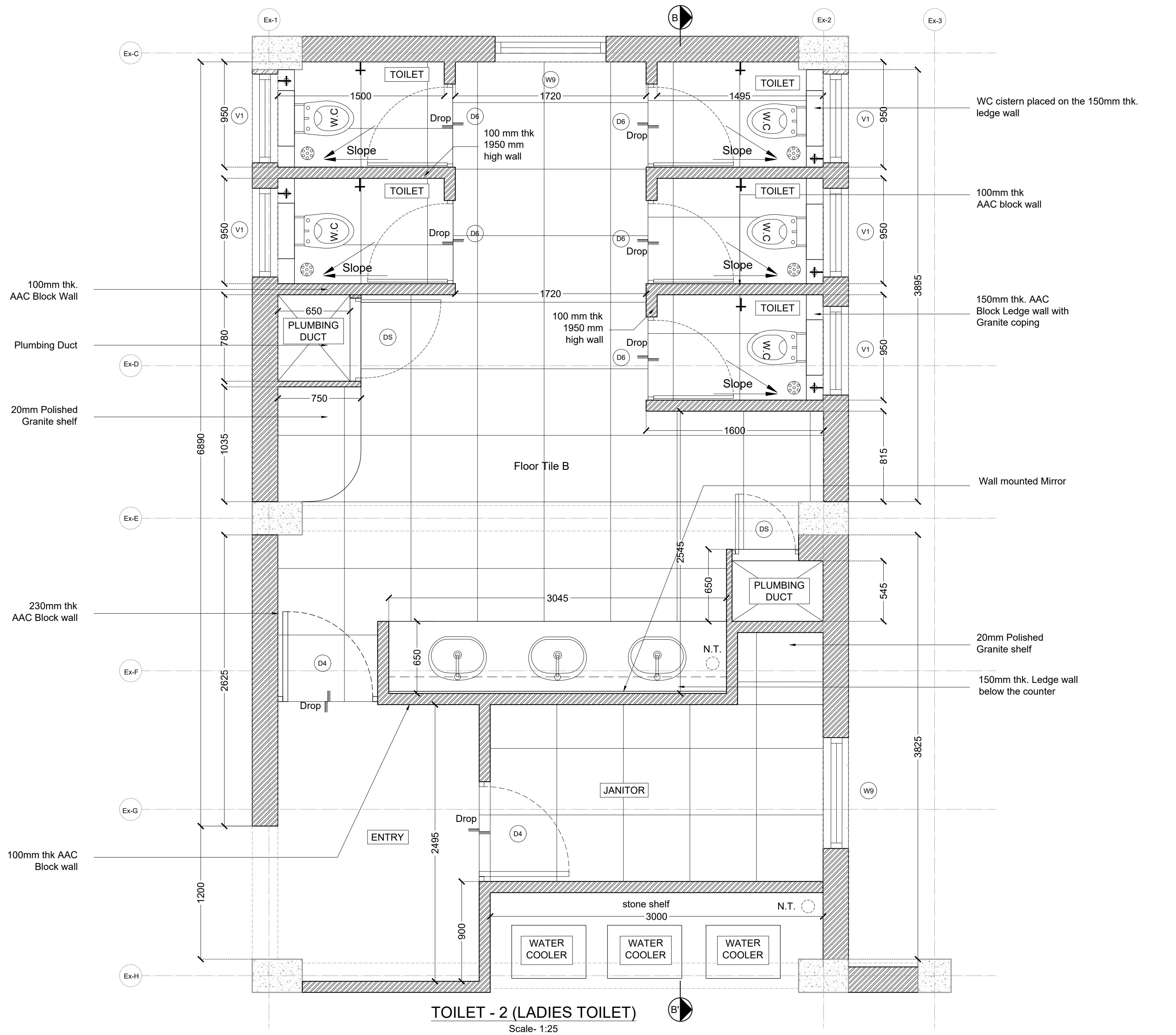
CLIENT : NLSIU

TITLE : TOILET 1 (NFB)

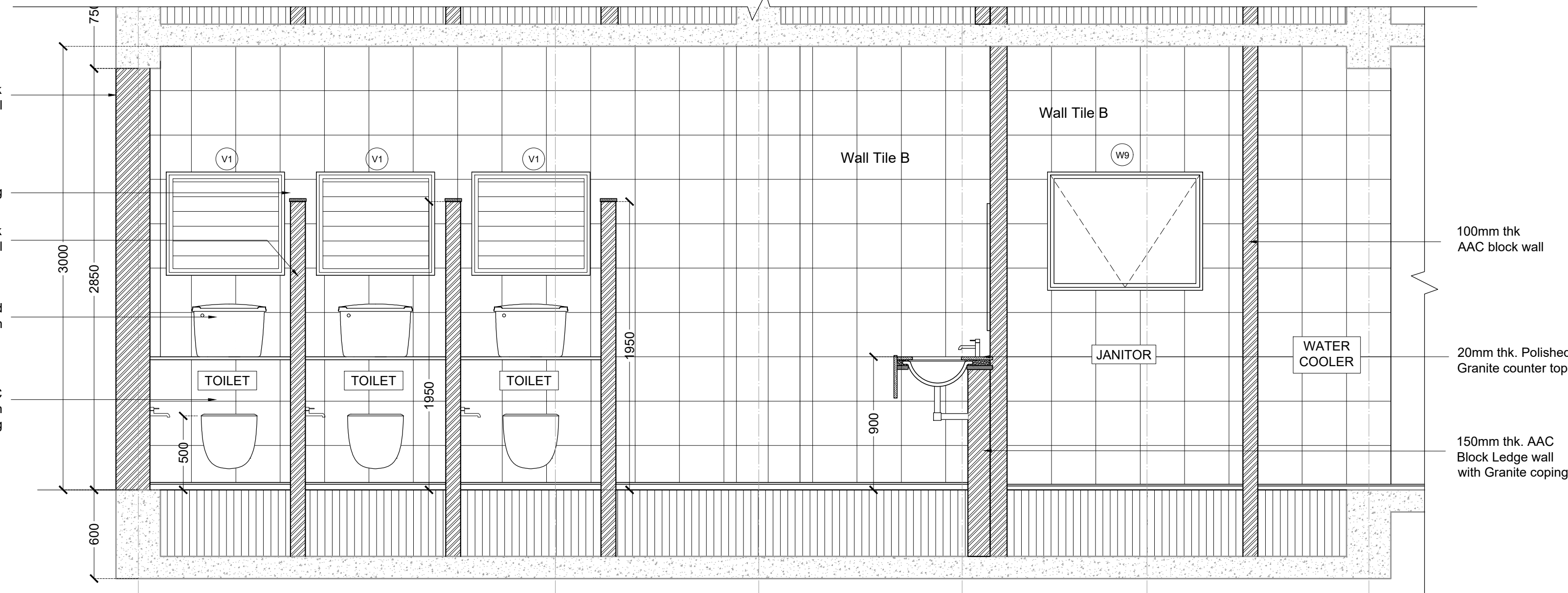
DATE	11/12/2024	CHECKED	IP
DRAWN	AD	APPROVED	QD
PROJ. NO	AD/0123	SCALE	1:25@A1

PMC	:-	DRG.NO.
MUNICIPAL CONSULTANT	:-	TD-A-801
STRUCTURAL CONSULTANT	MANJUNATH & CO	(R-00)
MEP CONSULTANT	McDBERL	
LANDSCAPE CONSULTANT	:-	
SUSTAINABILITY CONSULTANT	McDBERL	
KITCHEN CONSULTANT	:-	

DCCOP
ARCHITECTURE DESIGN RESEARCH
UNIT NO. 109, SWASTIK CHAMBERS, S. G. BARVE MARG,
CHEMBUR, MUMBAI - 400071
TEL:022 24706945 E-MAIL:mail@dccop.in WEB:www.dccop.in



SECTION BB'
Scale: 1:25

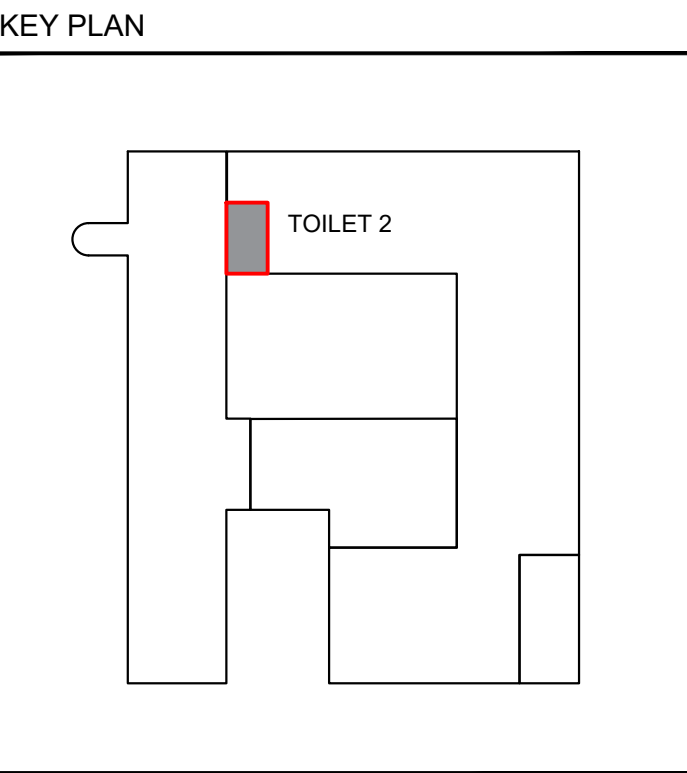


GENERAL NOTES

- THIS DRAWING IS THE SOLE PROPERTY OF DESIGN COOPERATIVE AND IS NOT TO BE COPIED OR USED WITHOUT PRIOR PERMISSION.
- ALL DIMENSIONS IN THE DRAWING ARE TO BE READ AND NOT TO BE MEASURED.
- ANY DISCREPANCY BETWEEN DRAWINGS SHOULD BE BROUGHT TO THE ARCHITECTS NOTICE.
- ALL DIMENSIONS AND LEVELS ARE FROM UNFINISHED SURFACES.
- EXTERIOR AND INTERIOR WALLS TO BE TAKEN AS 225MM THICK AAC BLOCK UNLESS SPECIFIED.
- ALL ELECTRICAL WIRING TO BE CONCEALED IN WALL AND SLABS.
- ALL PLUMBING PIPES SHOULD BE TAKEN WITHIN DUCTS OF THE BUILDINGS.
- EXTERIOR AND INTERIOR WALLS TO BE TAKEN AS 230MM THICK FOR OAB AND 200MM THK FOR NFB AAC BLOCK UNLESS SPECIFIED.

NOTES

- FOR PLANS, REFER DWG NO. TD-A-201 TO TD-A-211.
- FOR SECTIONS AND ELEVATIONS, REFER DWG NO. TD-A-301 TO TD-A-305.
- FOR WALL SECTIONS PART DETAILS REFER DWG NO. TD-A-306.
- FOR DOOR, WINDOW, VENTILATOR AND DUCT SHUTTER SCHEDULE AND DETAILS, REFER DWG NO. TD-A-401 TO A-408.
- FOR STAIRCASE DETAILS, REFER DWG NO. TD-A-501 TO TD-A-504.
- FOR FALSE CEILING DETAILS, REFER DWG NO. TD-A-601 TO TD-A-603.
- FOR FLOORING LAYOUT AND DETAILS, REFER DWG NO. TD-A-701 TO TD-A-711.
- FOR MISCELLANEOUS DETAILS, REFER DWG NO. TD-A-902 TO TD-A-908.



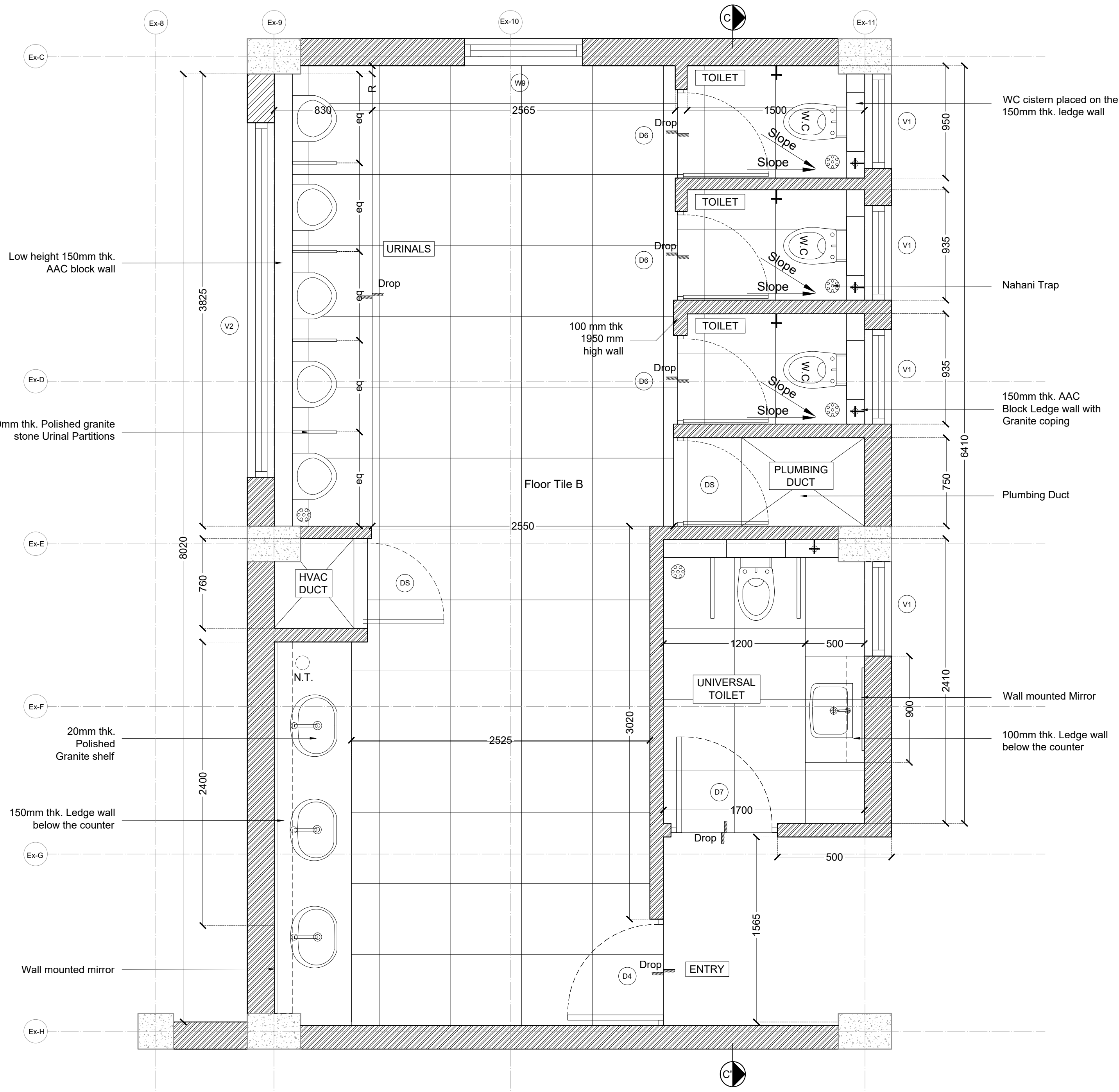
LEGEND	
DOORS	DUCT CUT OUT
WINDOWS	SLOPE DIRECTION
VENTILATORS	2-W BIB COCK
DUCT SHUTTERS	NAHNI TRAP
TOWEL ROD	SHOWER HEAD
CSEB BLOCKWALL	BBC
EXISTING RCC	STONE COPING
PROPOSED RCC	

REVISIONS		
NO	DATE	DESCRIPTION

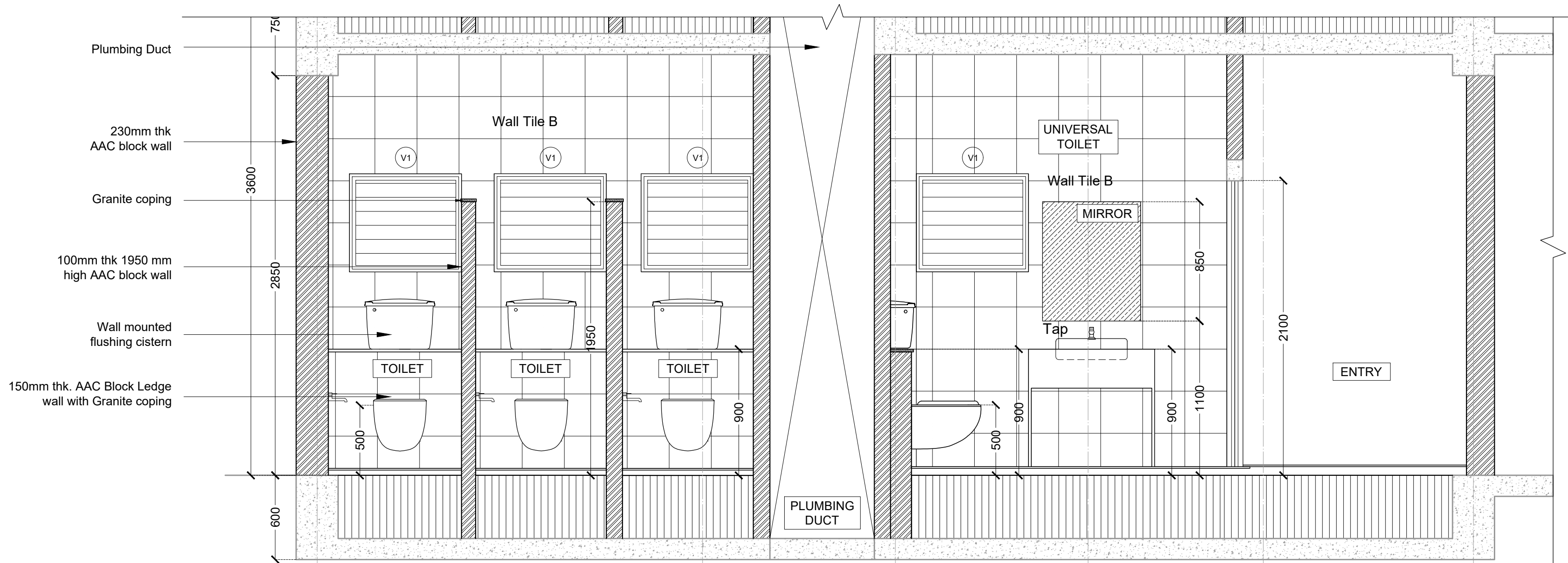
PROJECT : OAB REDEVELOPMENT, NLSIU, BENGALURU			
CLIENT : NLSIU			
TITLE : TOILET 2 (OAB)			
DATE	11/12/2024	CHECKED	IP
DRAWN	AD	APPROVED	QD
PROJ. NO	AD/0123	SCALE	1:25@A1

PMC	-	DRG.NO.	
MUNICIPAL CONSULTANT	-	TD-A-802 (R-00)	
STRUCTURAL CONSULTANT	MANJUNATH & CO		
MEP CONSULTANT	McDBERL		
LANDSCAPE CONSULTANT	-		
SUSTAINABILITY CONSULTANT	McDBERL		
KITCHEN CONSULTANT	-		

Floor tile- 600x600mm
Wall tile- 300x300mm



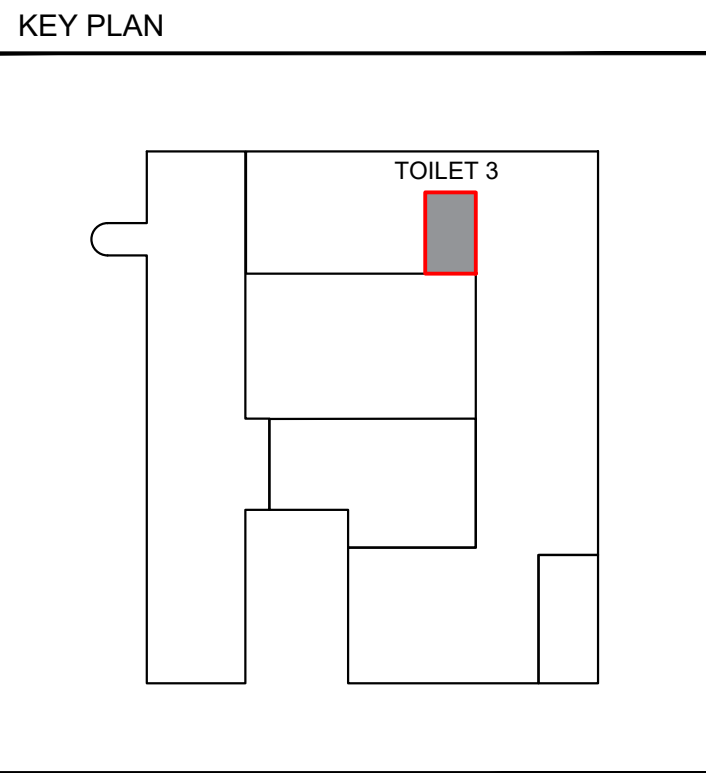
TOILET - 3 (GENTS TOILET)
Scale- 1:25



SECTION CC'
Scale- 1:25

- GENERAL NOTES**
- THIS DRAWING IS THE SOLE PROPERTY OF DESIGN COOPERATIVE AND IS NOT TO BE COPIED OR USED WITHOUT PRIOR PERMISSION.
 - ALL DIMENSIONS IN THE DRAWING ARE TO BE READ AND NOT TO BE MEASURED.
 - ANY DISCREPANCY BETWEEN DRAWINGS SHOULD BE BROUGHT TO THE ARCHITECTS NOTICE.
 - ALL DIMENSIONS AND LEVELS ARE FROM UNFINISHED SURFACES.
 - EXTERIOR AND INTERIOR WALLS TO BE TAKEN AS 225MM THICK AAC BLOCK UNLESS SPECIFIED.
 - ALL ELECTRICAL WIRING TO BE CONCEALED IN WALL AND SLABS.
 - ALL PLUMBING PIPES SHOULD BE TAKEN WITHIN DUCTS OF THE BUILDINGS.
 - EXTERIOR AND INTERIOR WALLS TO BE TAKEN AS 230MM THICK FOR OAB AND 200MM THK FOR NFB AAC BLOCK UNLESS SPECIFIED.


- NOTES**
- FOR PLANS, REFER DWG NO. TD-A-201 TO TD-A-211.
 - FOR SECTIONS AND ELEVATIONS, REFER DWG NO. TD-A-301 TO TD-A-305.
 - FOR WALL SECTIONS PART DETAILS REFER DWG NO. TD-A-306.
 - FOR DOOR, WINDOW, VENTILATOR AND DUCT SHUTTER SCHEDULE AND DETAILS, REFER DWG NO. TD-A-401 TO A-408.
 - FOR STAIRCASE DETAILS, REFER DWG NO. TD-A-501 TO TD-A-504.
 - FOR FALSE CEILING DETAILS, REFER DWG NO. TD-A-601 TO TD-A-603.
 - FOR FLOORING LAYOUT AND DETAILS, REFER DWG NO. TD-A-701 TO TD-A-711.
 - FOR MISCELLANEOUS DETAILS, REFER DWG NO. TD-A-902 TO TD-A-908.



- LEGEND**
- ⊙ DOORS
 - ⊙ WINDOWS
 - ⊙ VENTILATORS
 - ⊙ DUCT SHUTTERS
 - ⊙ TOWEL ROD
 - ⊙ CSEB BLOCKWALL
 - ⊙ EXISTING RCC
 - ⊙ PROPOSED RCC
 - ⊙ DUCT CUT OUT
 - ⊙ SLOPE DIRECTION
 - ⊙ 2-W BIB COCK
 - ⊙ NAHNI TRAP
 - ⊙ SHOWER HEAD
 - ⊙ BBC
 - ⊙ STONE COPING

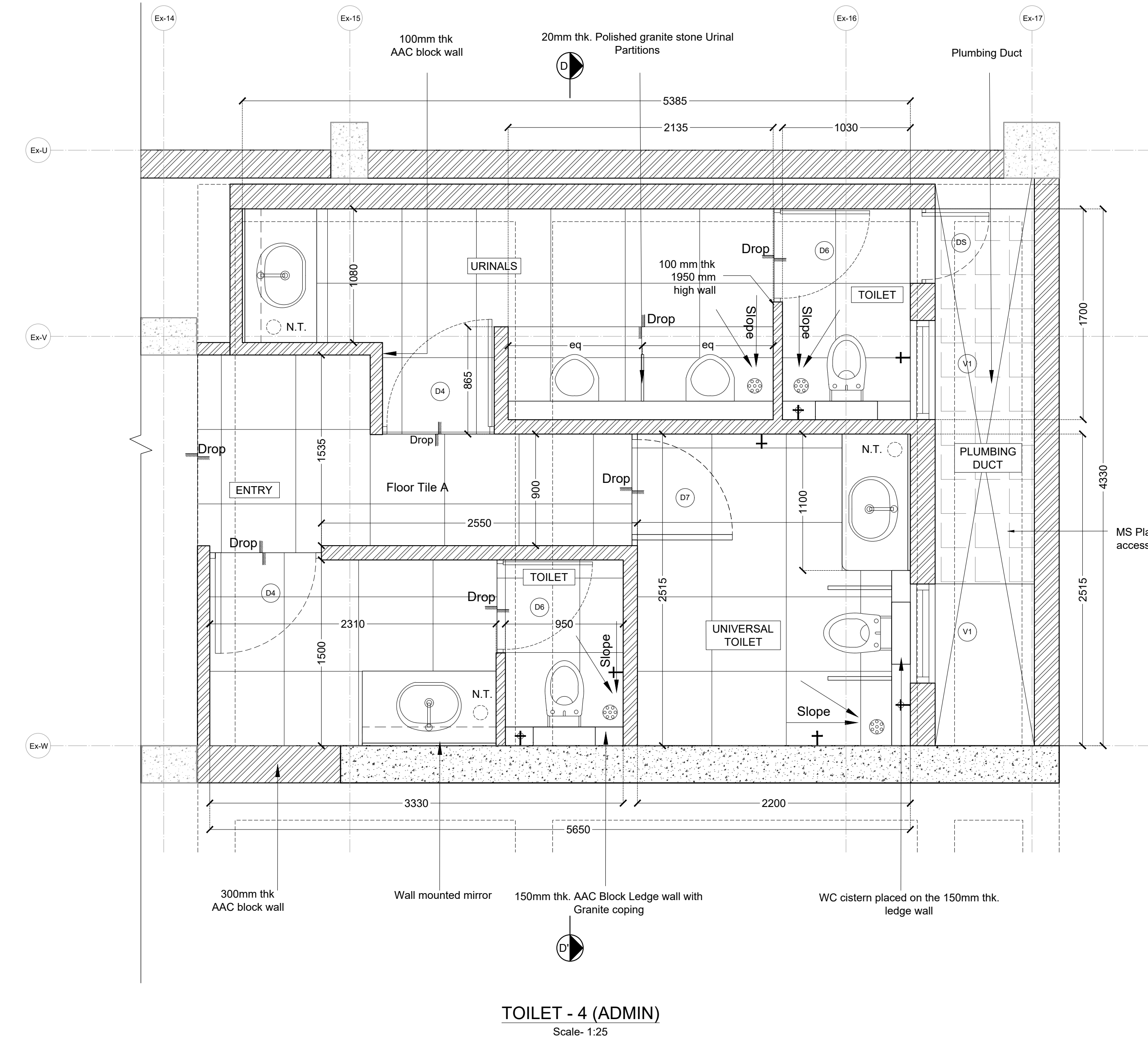
REVISIONS		
NO	DATE	DESCRIPTION

PROJECT : OAB REDEVELOPMENT, NLSIU, BENGALURU			
CLIENT : NLSIU			
TITLE : TOILET 3 (OAB)			
DATE	11/12/2024	CHECKED	IP
DRAWN	AD	APPROVED	QD
PROJ. NO	AD/0123	SCALE	1:25@A1

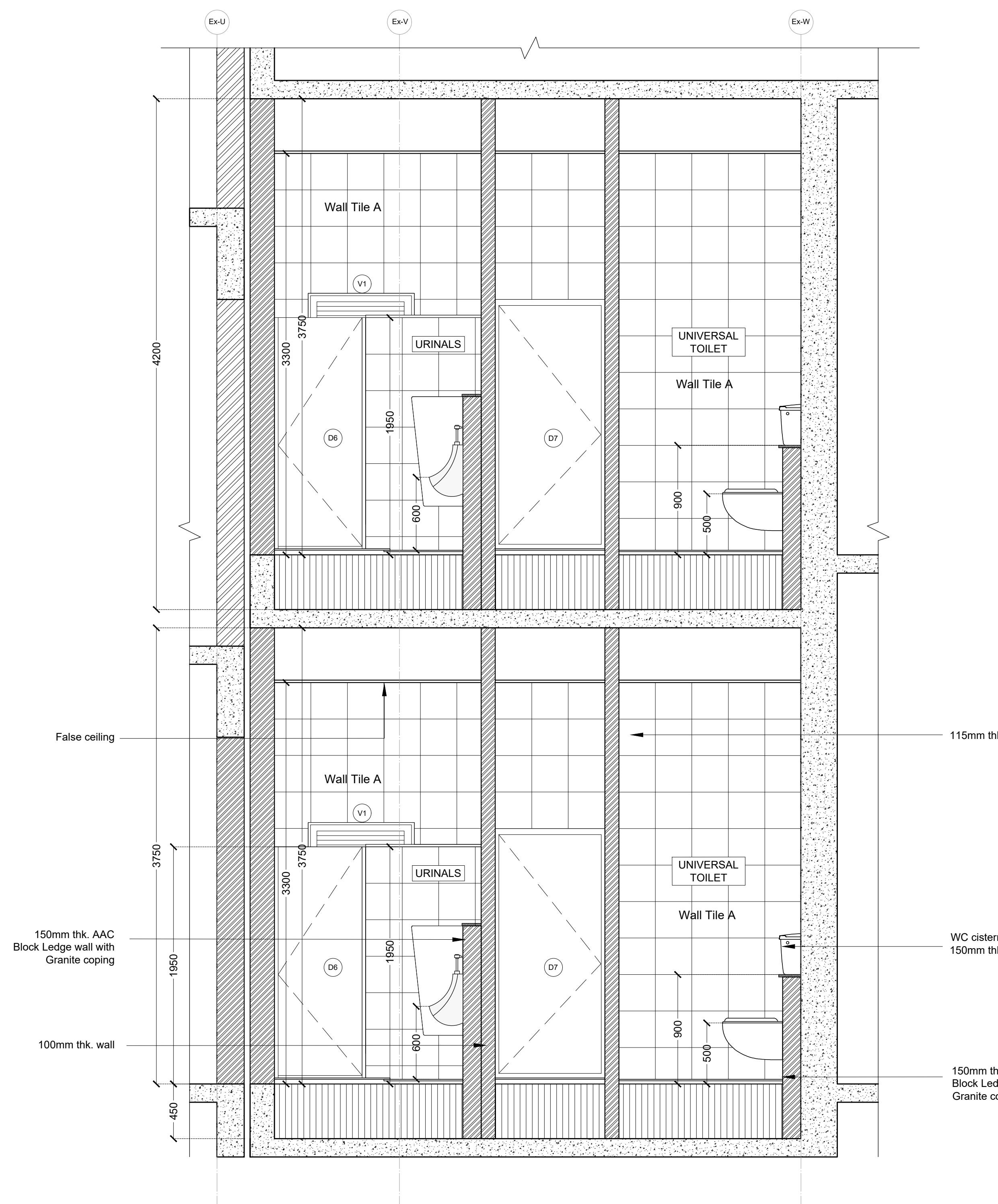
PMC	:-	DRG.NO.
MUNICIPAL CONSULTANT	:-	TD-A-803 (R-00)
STRUCTURAL CONSULTANT	: MANJUNATH & CO	
MEP CONSULTANT	: McDBERL	
LANDSCAPE CONSULTANT	:-	
SUSTAINABILITY CONSULTANT	: McDBERL	
KITCHEN CONSULTANT	:-	

DCOOP ARCHITECTURE DESIGN RESEARCH			
UNIT NO. 109, SWASTIK CHAMBERS, S. G. BARVE MARG, CHEMBUR, MUMBAI - 400071			
TEL:022 24706945 E-MAIL:mail@dcloop.in WEB:www.dcoop.in			

Floor tile- 600x600mm
Wall tile- 300x300mm



TOILET - 4 (ADMIN)
Scale- 1:25



SECTION DD'
Scale- 1:25

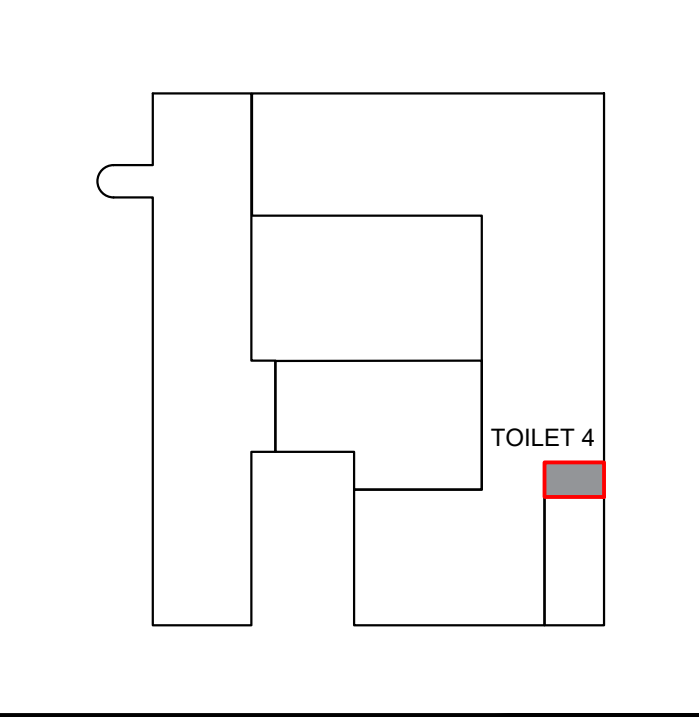
GENERAL NOTES

- THIS DRAWING IS THE SOLE PROPERTY OF DESIGN COOPERATIVE AND IS NOT TO BE COPIED OR USED WITHOUT PRIOR PERMISSION.
- ALL DIMENSIONS IN THE DRAWING ARE TO BE READ AND NOT TO BE MEASURED.
- ANY DISCREPANCY BETWEEN DRAWINGS SHOULD BE BROUGHT TO THE ARCHITECTS NOTICE.
- ALL DIMENSIONS AND LEVELS ARE FROM UNFINISHED SURFACES.
- EXTERIOR AND INTERIOR WALLS TO BE TAKEN AS 225MM THICK AAC BLOCK UNLESS SPECIFIED.
- ALL ELECTRICAL WIRING TO BE CONCEALED IN WALL AND SLABS.
- ALL PLUMBING PIPES SHOULD BE TAKEN WITHIN DUCTS OF THE BUILDINGS.
- EXTERIOR AND INTERIOR WALLS TO BE TAKEN AS 230MM THICK FOR OAB AND 200MM THK FOR NFB AAC BLOCK UNLESS SPECIFIED.

NOTES

- FOR PLANS, REFER DWG NO. TD-A-201 TO TD-A-211.
- FOR SECTIONS AND ELEVATIONS, REFER DWG NO. TD-A-301 TO TD-A-305.
- FOR WALL SECTIONS PART DETAILS REFER DWG NO. TD-A-306.
- FOR DOOR, WINDOW, VENTILATOR AND DUCT SHUTTER SCHEDULE AND DETAILS, REFER DWG NO. TD-A-401 TO A-408.
- FOR STAIRCASE DETAILS, REFER DWG NO. TD-A-501 TO TD-A-504.
- FOR FALSE CEILING DETAILS, REFER DWG NO. TD-A-601 TO TD-A-603.
- FOR FLOORING LAYOUT AND DETAILS, REFER DWG NO. TD-A-701 TO TD-A-711.
- FOR MISCELLANEOUS DETAILS, REFER DWG NO. TD-A-902 TO TD-A-908.

KEY PLAN



LEGEND

- DOORS
- WINDOWS
- VENTILATORS
- DUCT SHUTTERS
- TOWEL ROD
- CSEB BLOCKWALL
- EXISTING RCC
- PROPOSED RCC
- DUCT CUT OUT
- SLOPE DIRECTION
- 2-W BIB COCK
- NAHNI TRAP
- SHOWER HEAD
- BBC
- STONE COPING

REVISIONS

NO	DATE	DESCRIPTION

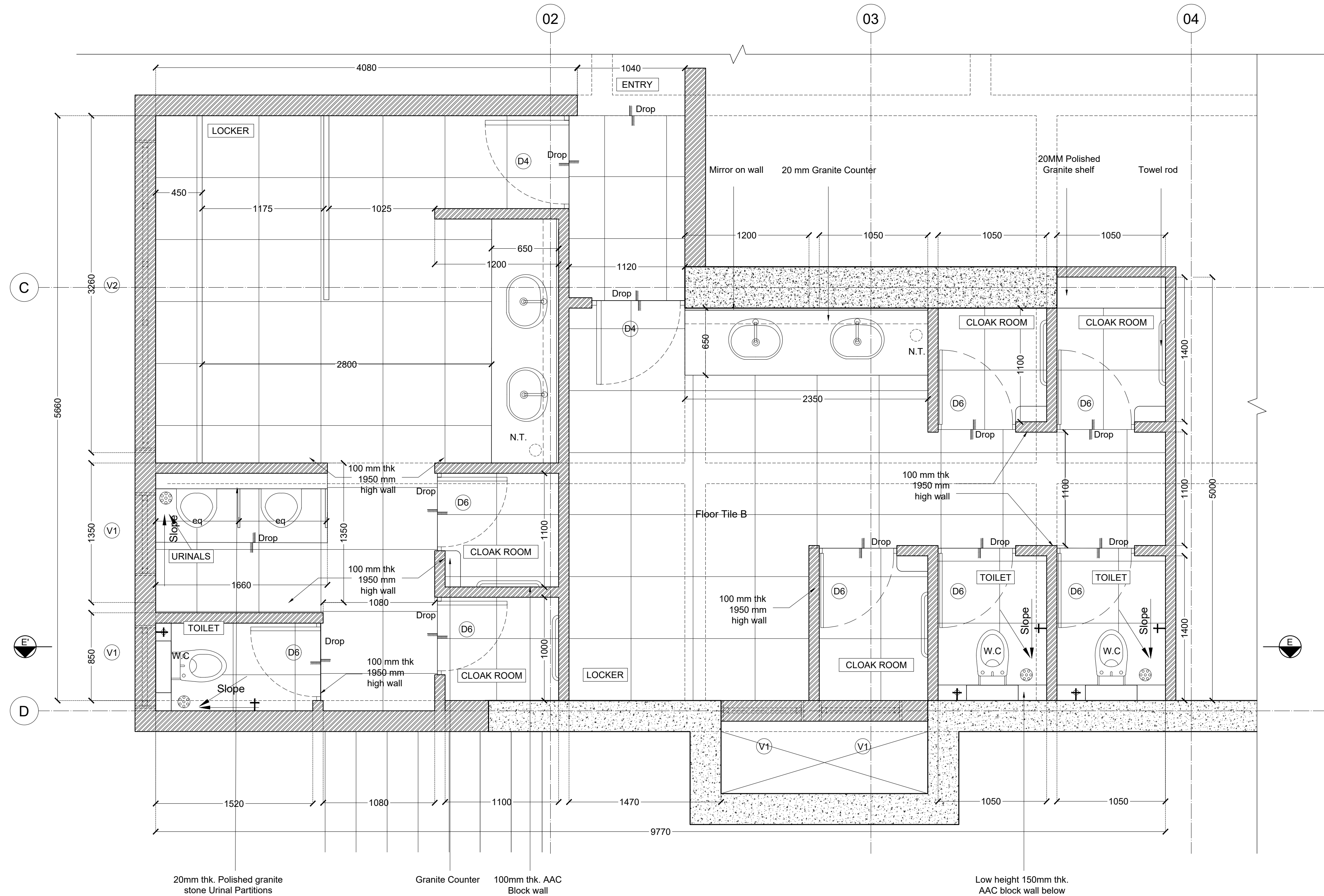
PROJECT : OAB REDEVELOPMENT,
NLSIU, BENGALURU

CLIENT : NLSIU

TITLE : TOILET 4 (OAB)

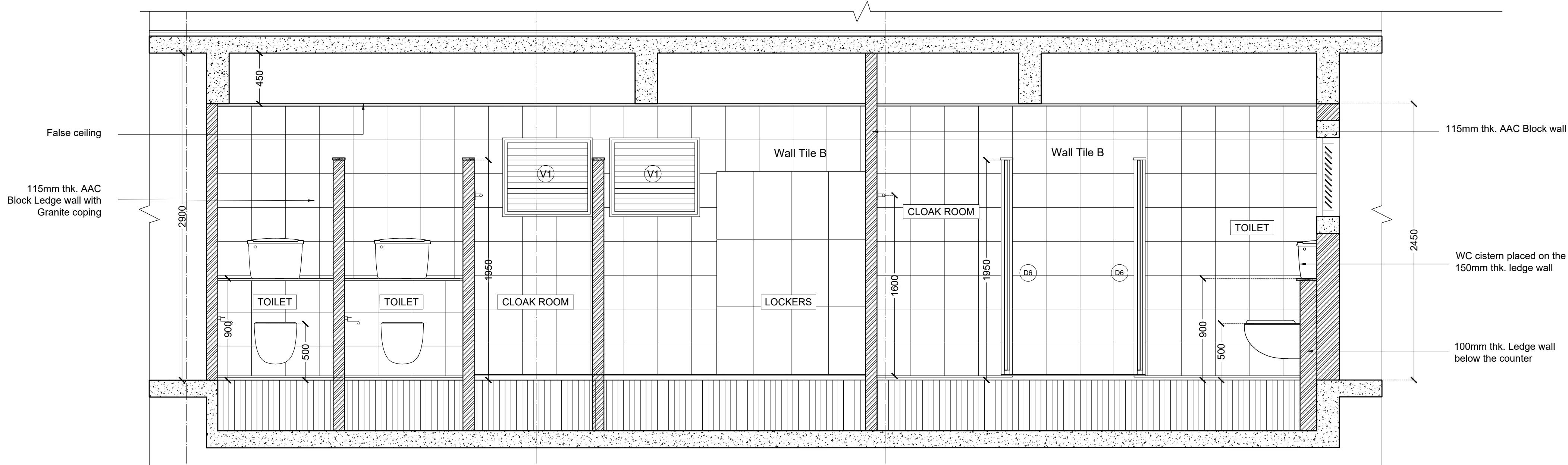
DATE	11/12/2024	CHECKED	IP
DRAWN	AD	APPROVED	QD
PROJ. NO	AD/0123	SCALE	1:25@A1

PMC	-	DRG.NO.
MUNICIPAL CONSULTANT	-	TD-A-804
STRUCTURAL CONSULTANT	MANJUNATH & CO	(R-00)
MEP CONSULTANT	McDBERL	
LANDSCAPE CONSULTANT	-	
SUSTAINABILITY CONSULTANT	McDBERL	
KITCHEN CONSULTANT	-	



TOILET - 5 (NEW FACULTY BLOCK)

Scale- 1:25



SECTION EE'

Scale- 1:25

Floor tile- 600x600mm
Wall tile- 300x300mm

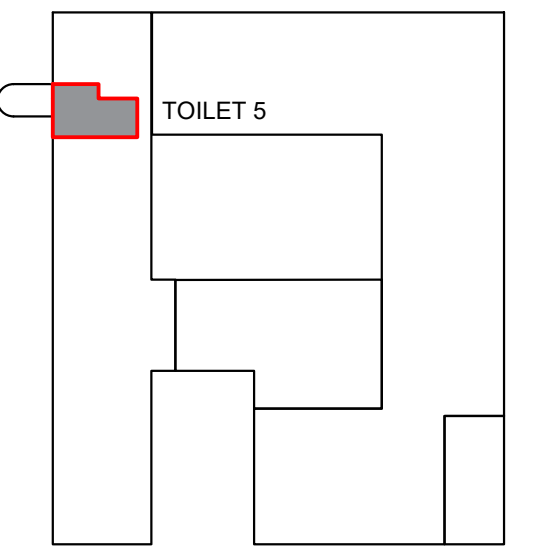
GENERAL NOTES

- THIS DRAWING IS THE SOLE PROPERTY OF DESIGN COOPERATIVE AND IS NOT TO BE COPIED OR USED WITHOUT PRIOR PERMISSION.
- ALL DIMENSIONS IN THE DRAWING ARE TO BE READ AND NOT TO BE MEASURED.
- ANY DISCREPANCY BETWEEN DRAWINGS SHOULD BE BROUGHT TO THE ARCHITECTS NOTICE.
- ALL DIMENSIONS AND LEVELS ARE FROM UNFINISHED SURFACES.
- EXTERIOR AND INTERIOR WALLS TO BE TAKEN AS 225MM THICK AAC BLOCK UNLESS SPECIFIED.
- ALL ELECTRICAL WIRING TO BE CONCEALED IN WALL AND SLABS.
- ALL PLUMBING PIPES SHOULD BE TAKEN WITHIN DUCTS OF THE BUILDINGS.
- EXTERIOR AND INTERIOR WALLS TO BE TAKEN AS 230MM THICK FOR OAB AND 200MM THK FOR NFB AAC BLOCK UNLESS SPECIFIED.

NOTES

- FOR PLANS, REFER DWG NO. TD-A-201 TO TD-A-211.
- FOR SECTIONS AND ELEVATIONS, REFER DWG NO. TD-A-301 TO TD-A-305.
- FOR WALL SECTIONS PART DETAILS REFER DWG NO. TD-A-306.
- FOR DOOR, WINDOW, VENTILATOR AND DUCT SHUTTER SCHEDULE AND DETAILS, REFER DWG NO. TD-A-401 TO A-408.
- FOR STAIRCASE DETAILS, REFER DWG NO. TD-A-501 TO TD-A-504.
- FOR FALSE CEILING DETAILS, REFER DWG NO. TD-A-601 TO TD-A-603.
- FOR FLOORING LAYOUT AND DETAILS, REFER DWG NO. TD-A-701 TO TD-A-711.
- FOR MISCELLANEOUS DETAILS, REFER DWG NO. TD-A-802 TO TD-A-808.

KEY PLAN



LEGEND

- DOORS
- WINDOWS
- VENTILATORS
- DUCT SHUTTERS
- TOWEL ROD
- CSEB
- BLOCKWALL
- EXISTING
- RCC
- PROPOSED
- RCC
- DUCT CUT OUT
- SLOPE DIRECTION
- 2-W BIB COCK
- NAHNI TRAP
- SHOWER HEAD
- BBC
- STONE
- COPING

REVISIONS

NO	DATE	DESCRIPTION

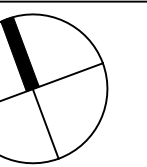
PROJECT : OAB REDEVELOPMENT,
NLSIU, BENGALURU

CLIENT : NLSIU

TITLE : TOILET 5 (NFB)

DATE	11/12/2024	CHECKED	IP
DRAWN	AD	APPROVED	QD
PROJ. NO	AD/0123	SCALE	1:25@A1

PMC	-	DRG.NO.	
MUNICIPAL CONSULTANT	-	TD-A-805	
STRUCTURAL CONSULTANT	MANJUNATH & CO	(R-00)	
MEP CONSULTANT	McDBERL		
LANDSCAPE CONSULTANT	-		
SUSTAINABILITY CONSULTANT	McDBERL		
KITCHEN CONSULTANT	-		

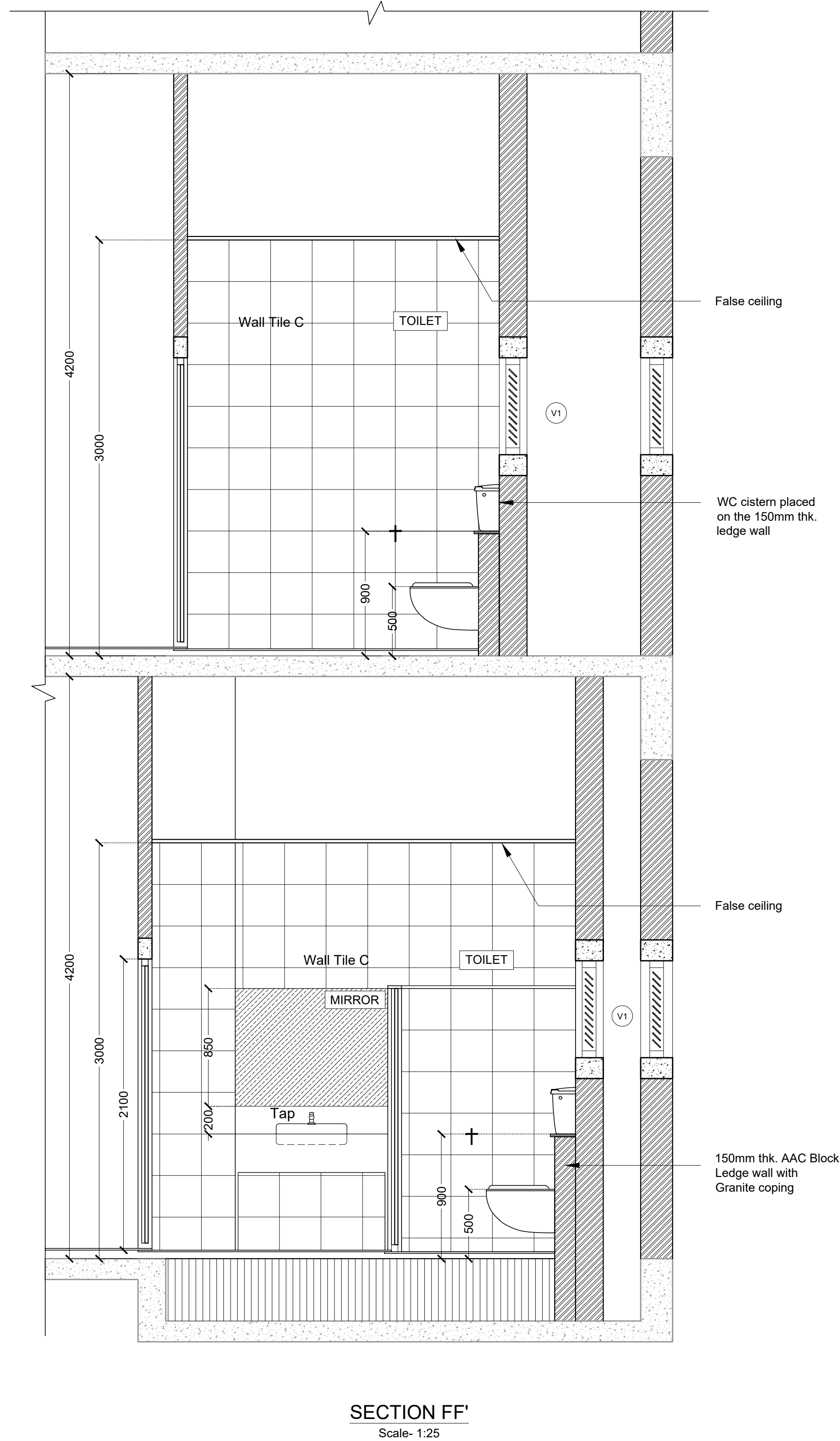
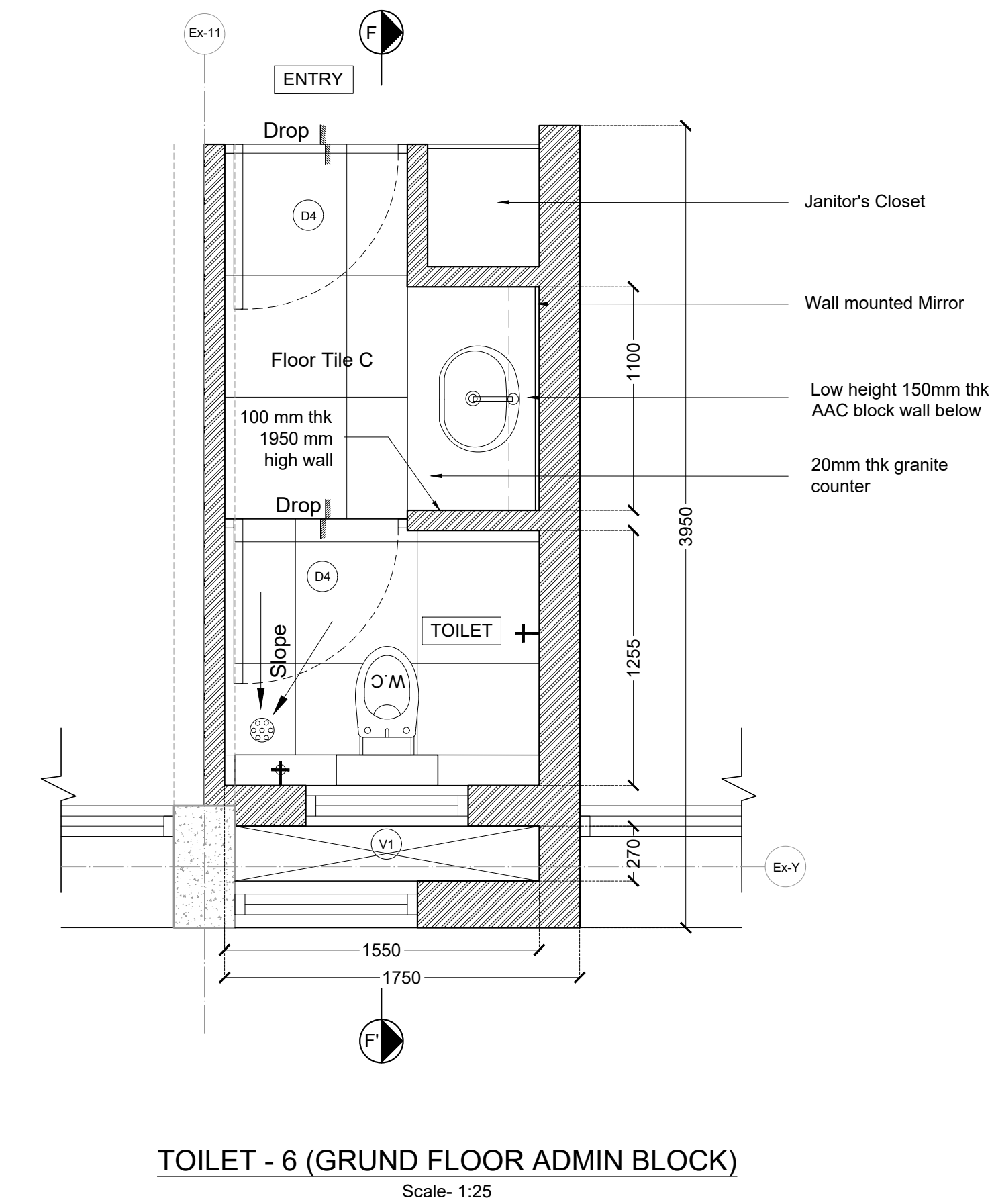
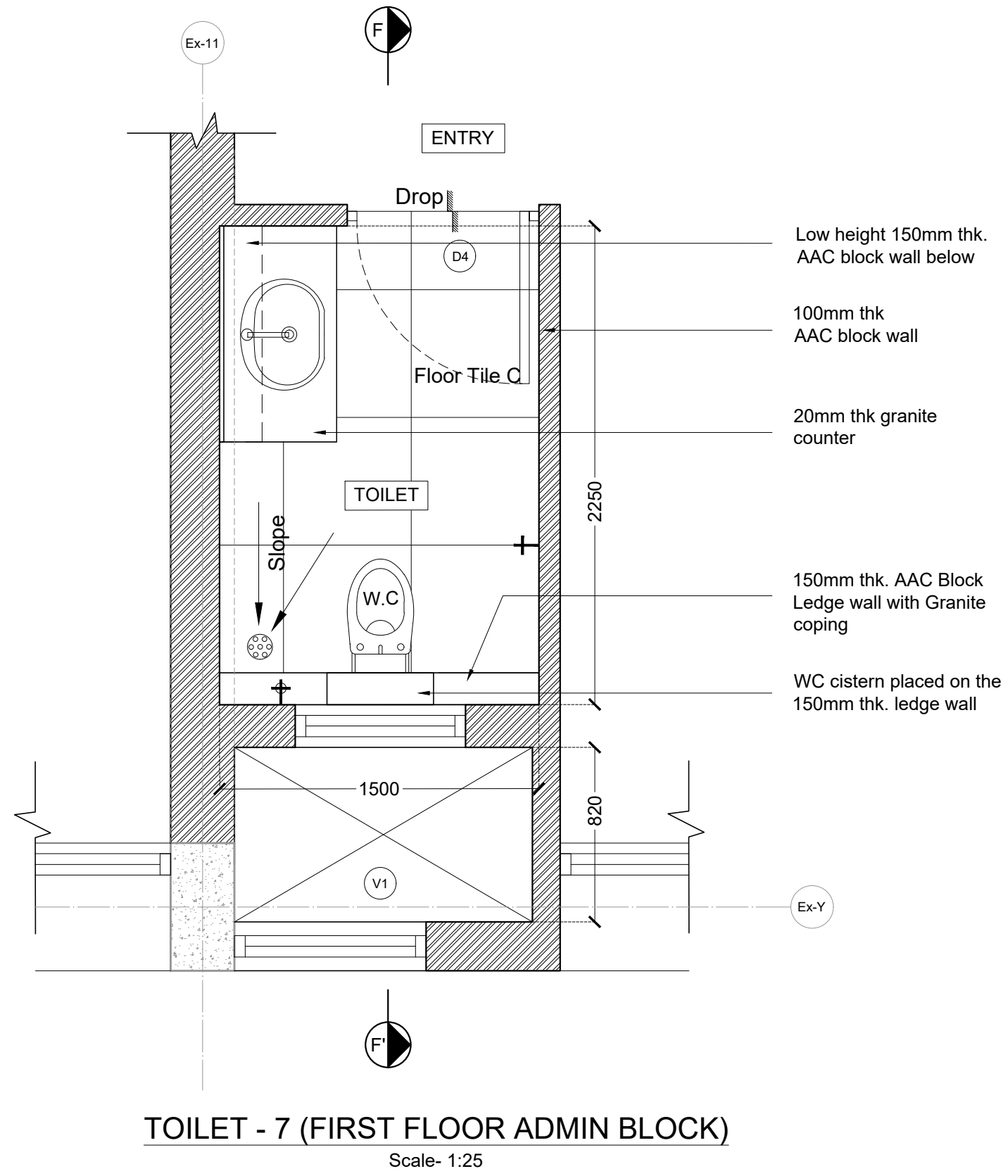


DCOOP

ARCHITECTURE DESIGN RESEARCH

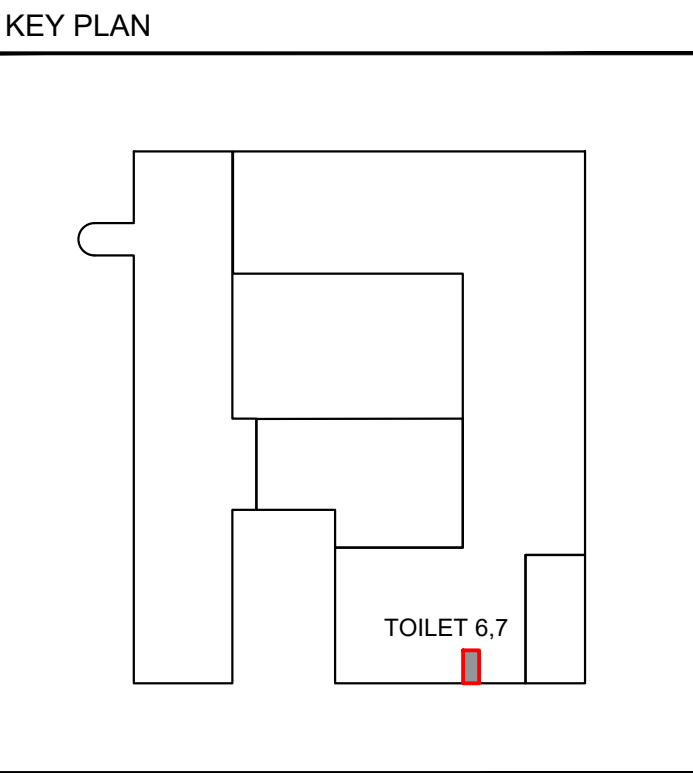
UNIT NO. 109, SWASTIK CHAMBERS, S. G. BARVE MARG,
CHEMBUR, MUMBAI - 400071

TEL:022 24706945 E-MAIL:mail@dcop.in WEB:www.dcoop.in



- GENERAL NOTES**
- THIS DRAWING IS THE SOLE PROPERTY OF DESIGN COOPERATIVE AND IS NOT TO BE COPIED OR USED WITHOUT PRIOR PERMISSION.
 - ALL DIMENSIONS IN THE DRAWING ARE TO BE READ AND NOT TO BE MEASURED.
 - ANY DISCREPANCY BETWEEN DRAWINGS SHOULD BE BROUGHT TO THE ARCHITECTS NOTICE.
 - ALL DIMENSIONS AND LEVELS ARE FROM UNFINISHED SURFACES.
 - EXTERIOR AND INTERIOR WALLS TO BE TAKEN AS 225MM THICK AAC BLOCK UNLESS SPECIFIED.
 - ALL ELECTRICAL WIRING TO BE CONCEALED IN WALL AND SLABS.
 - ALL PLUMBING PIPES SHOULD BE TAKEN WITHIN DUCTS OF THE BUILDINGS.
 - EXTERIOR AND INTERIOR WALLS TO BE TAKEN AS 230MM THICK FOR OAB AND 200MM THK FOR NFB AAC BLOCK UNLESS SPECIFIED.

- NOTES**
- FOR PLANS, REFER DWG NO. TD-A-201 TO TD-A-211.
 - FOR SECTIONS AND ELEVATIONS, REFER DWG NO. TD-A-301 TO TD-A-305.
 - FOR WALL SECTIONS PART DETAILS REFER DWG NO. TD-A-306.
 - FOR DOOR, WINDOW, VENTILATOR AND DUCT SHUTTER SCHEDULE AND DETAILS, REFER DWG NO. TD-A-401 TO A-408.
 - FOR STAIRCASE DETAILS, REFER DWG NO. TD-A-501 TO TD-A-504.
 - FOR FALSE CEILING DETAILS, REFER DWG NO. TD-A-601 TO TD-A-603.
 - FOR FLOORING LAYOUT AND DETAILS, REFER DWG NO. TD-A-701 TO TD-A-711.
 - FOR MISCELLANEOUS DETAILS, REFER DWG NO. TD-A-902 TO TD-A-908.

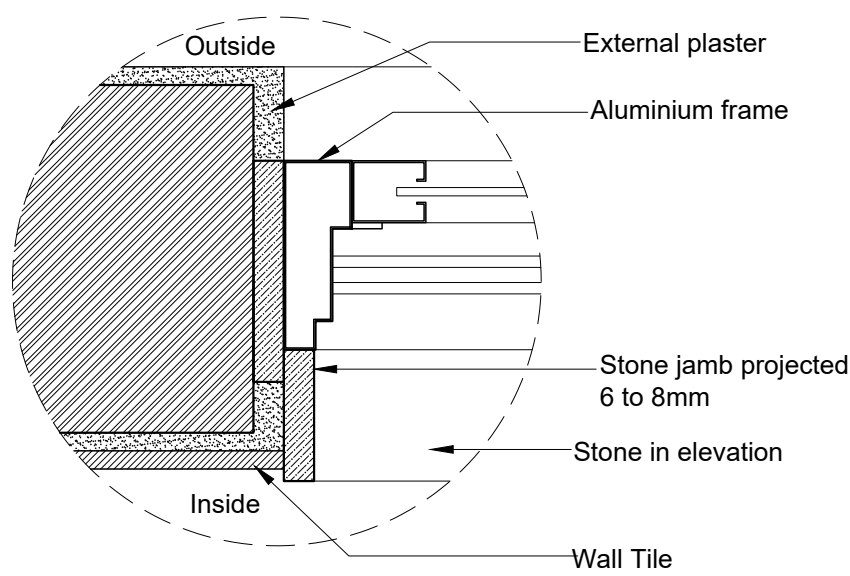


- LEGEND**
- DOORS
 - WINDOWS
 - VENTILATORS
 - DUCT SHUTTERS
 - ===== TOWEL ROD
 - ▨ CSEB BLOCKWALL
 - ▨ EXISTING RCC
 - ▨ PROPOSED RCC
 - ▨ DUCT CUT OUT
 - SLOPE DIRECTION
 - ⊕ 2-W BIB COCK
 - ⊕ NAHNI TRAP
 - ⊕ SHOWER HEAD
 - ▨ BBC
 - ▨ STONE COPING

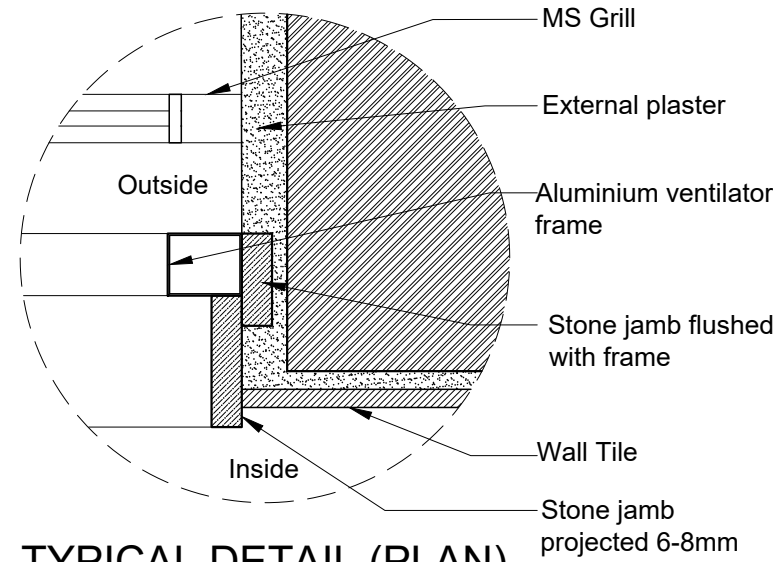
REVISIONS		
NO	DATE	DESCRIPTION

PROJECT : OAB REDEVELOPMENT, NLSIU, BENGALURU			
CLIENT : NLSIU			
TITLE : TOILET 6 & 7 (OAB)			
DATE	11/12/2024	CHECKED	IP
DRAWN	AD	APPROVED	QD
PROJ. NO	AD/0123	SCALE	1:25@A1

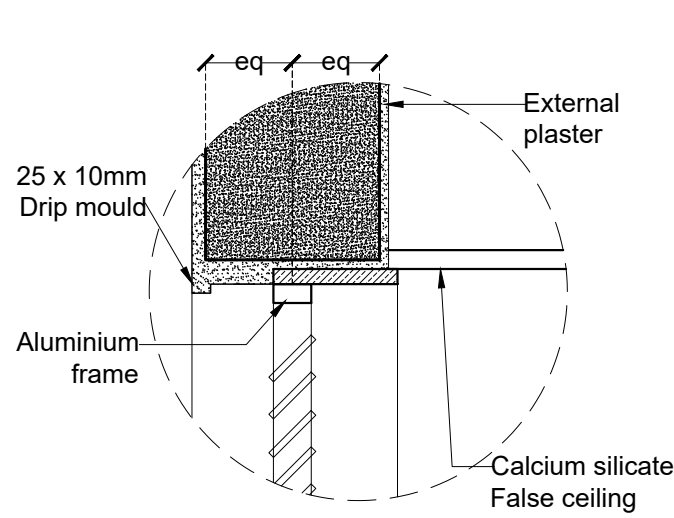
PMC	:-	DRG.NO.	
MUNICIPAL CONSULTANT	:-	TD-A-806 (R-00)	
STRUCTURAL CONSULTANT	: MANJUNATH & CO		
MEP CONSULTANT	: McDBERL		
LANDSCAPE CONSULTANT	:-		
SUSTAINABILITY CONSULTANT	: McDBERL		
KITCHEN CONSULTANT	:-		



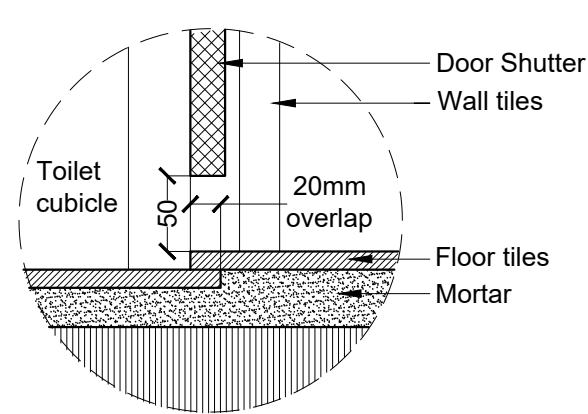
TYPICAL DETAIL (PLAN)
Jamb for window frame
(SCALE:1:5)



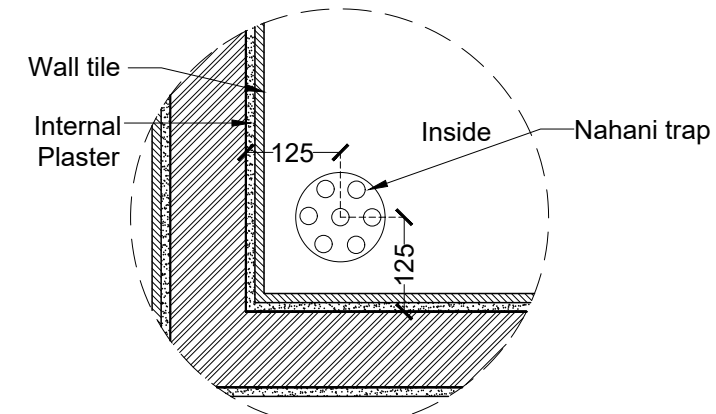
TYPICAL DETAIL (PLAN)
Jamb for ventilator frame
(SCALE:1:5)



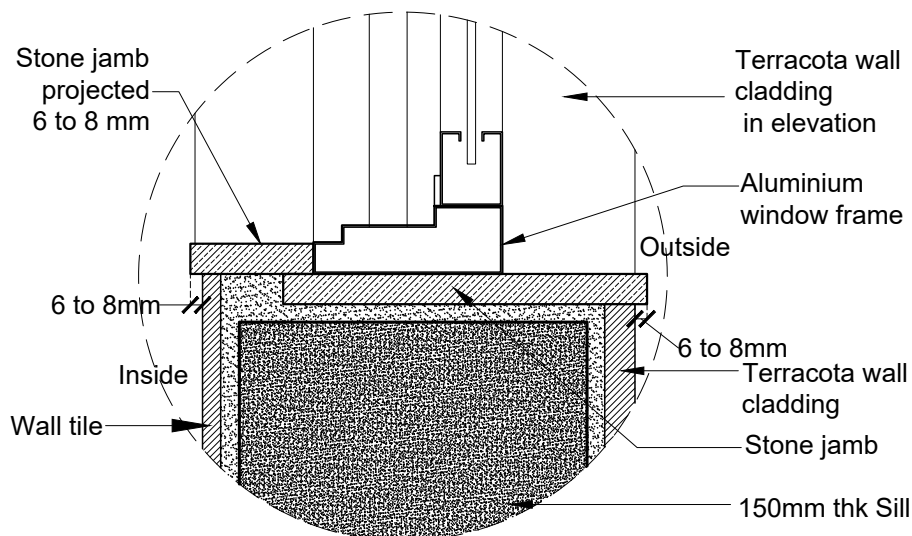
DETAIL B (SECTION)
False ceiling and ventilator
(SCALE:1:10)



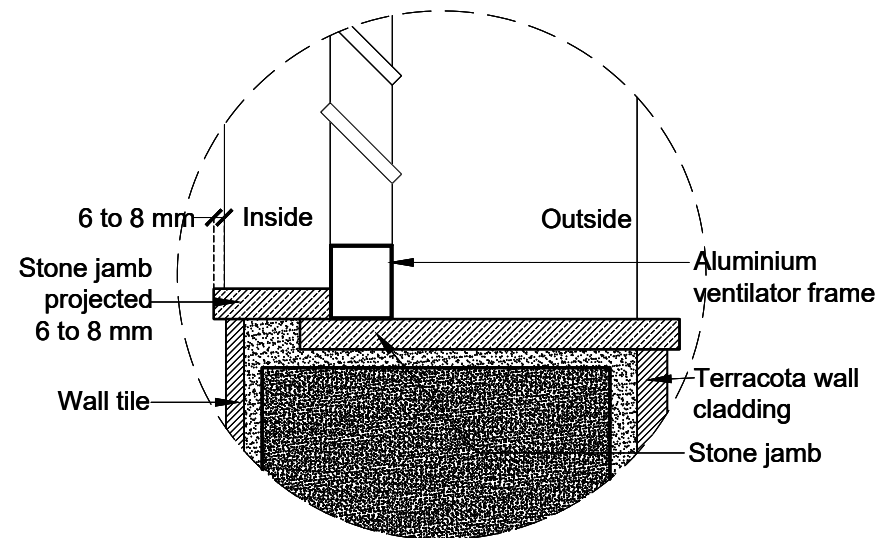
TYPICAL DETAIL (SECTION)
Drop for toilet cubicles



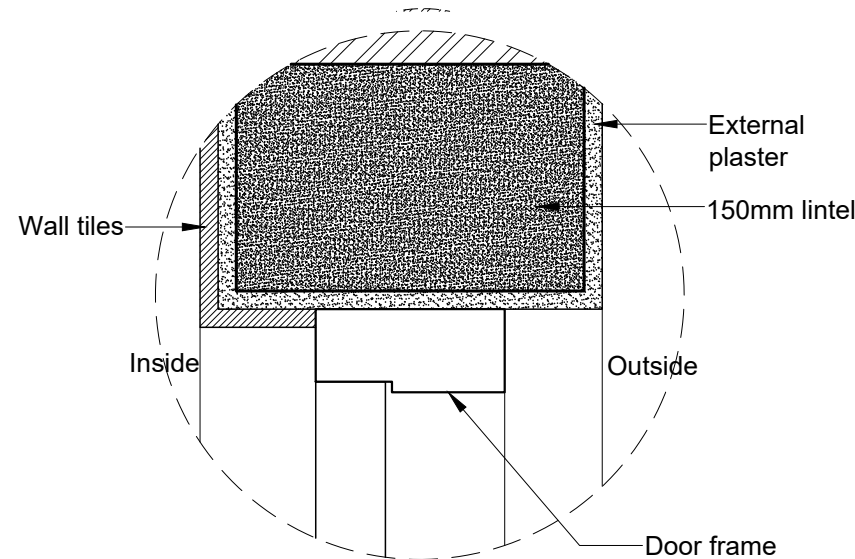
TYPICAL DETAIL (PLAN)
Nahani trap location
(SCALE:1:10)



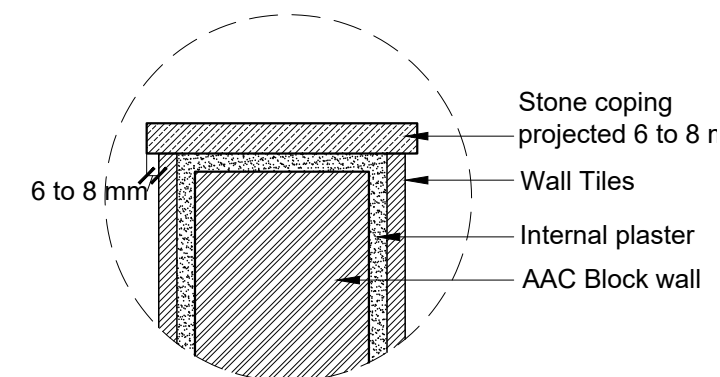
TYPICAL DETAIL (SECTION)
Jamb for window frame at sill level
(SCALE:1:5)



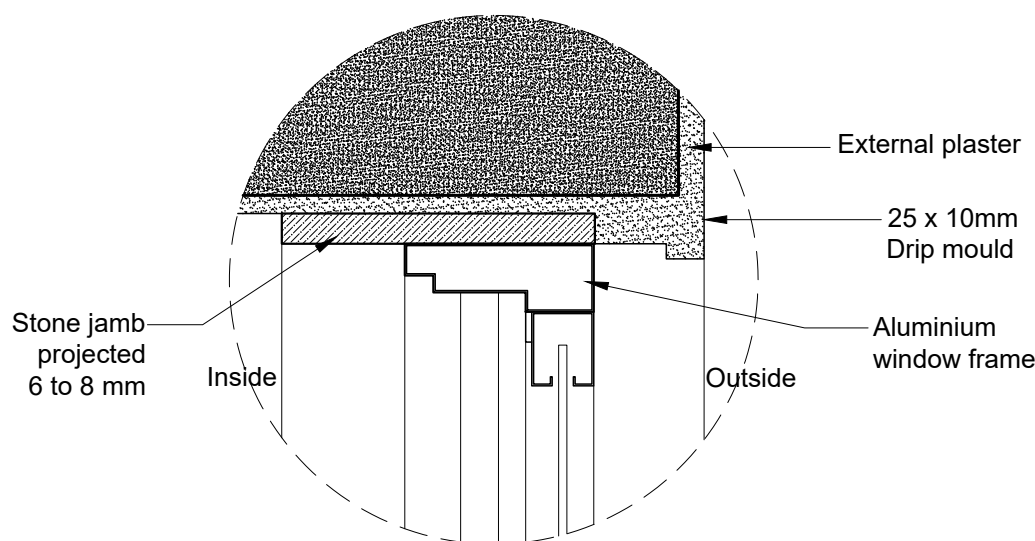
TYPICAL DETAIL (SECTION)
Jamb for ventilator frame at sill level
(SCALE:1:5)



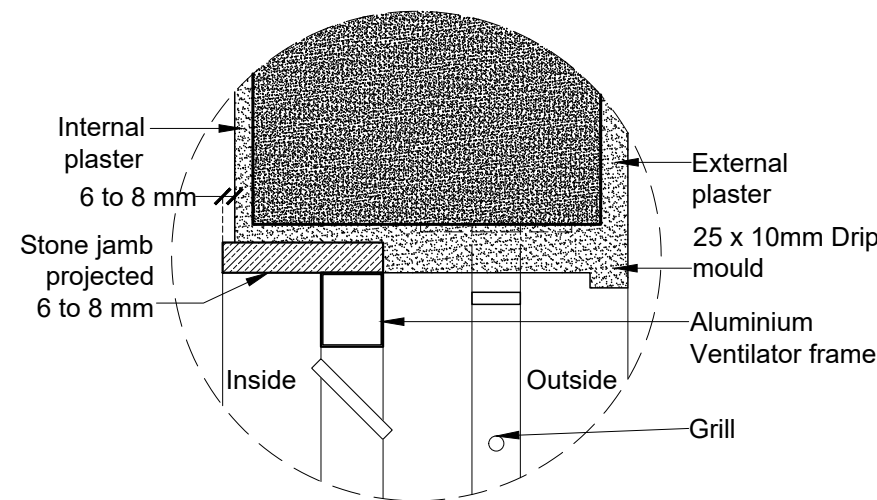
DETAIL A (SECTION)
Door jamb for non cubicle doors in Toilets
(SCALE:1:5)



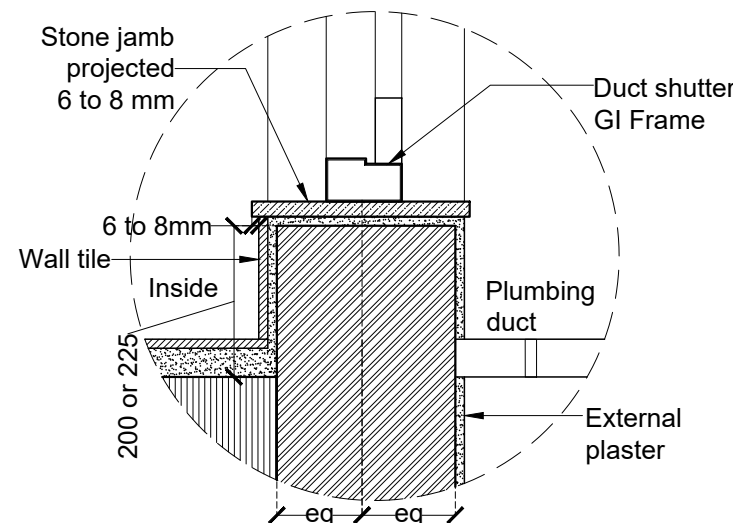
DETAIL D (SECTION)
Coping on Low height wall



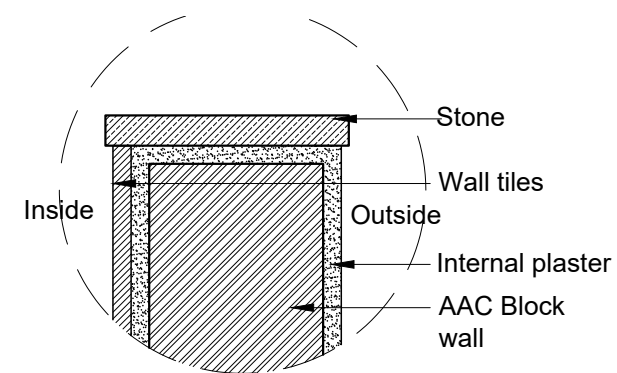
TYPICAL DETAIL (SECTION)
Jamb for window frame at lintel level



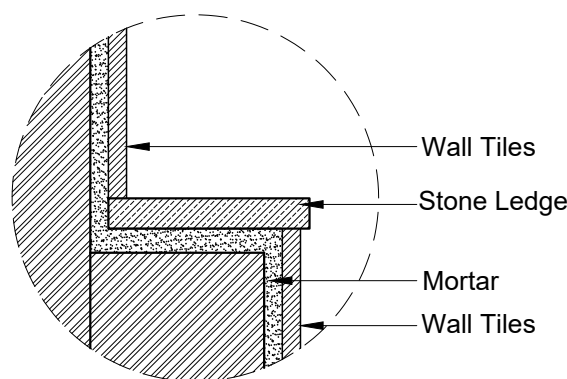
TYPICAL DETAIL (SECTION)
Jamb for ventilator frame at lintel level



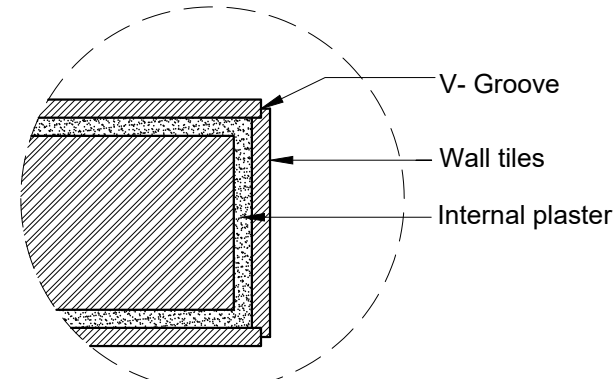
TYPICAL DETAIL (SECTION)
Threshold for ducts
(SCALE:1:10)



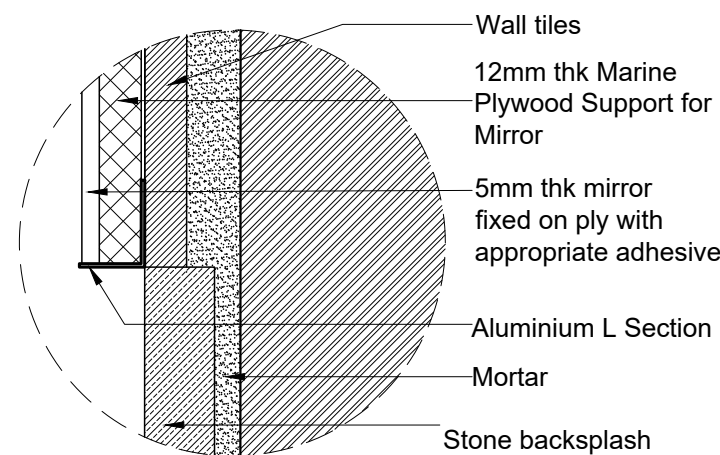
TYPICAL DETAIL (PLAN)
Stone frame at the entry-Plaster and
Tile Junction detail
(SCALE:1:5)



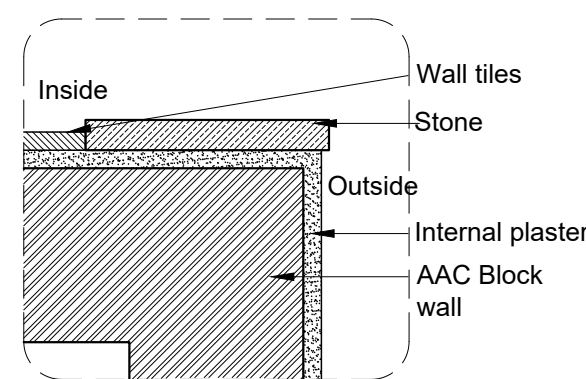
TYPICAL DETAIL (SECTION)
Ledge wall for cistern
(SCALE:1:5)



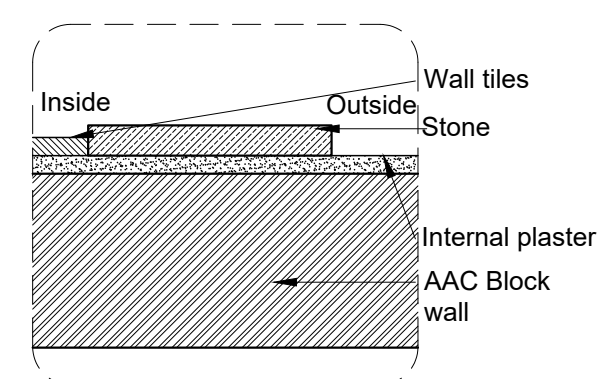
TYPICAL DETAIL (SECTION)
Tile edge
(SCALE:1:5)



TYPICAL DETAIL (SECTION)
Edge detail for mirror
(N.T.S)



TYPICAL DETAIL (PLAN)
Stone frame at the entry- Plaster
and Tile Junction detail
(SCALE:1:5)



TYPICAL DETAIL (PLAN)
Stone frame at the entry- Plaster
and Tile Junction detail
(SCALE:1:5)

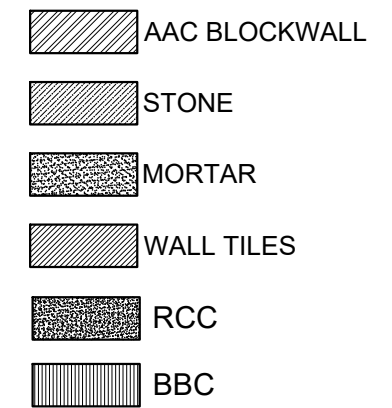
GENERAL NOTES

- THIS DRAWING IS THE SOLE PROPERTY OF DESIGN COOPERATIVE AND IS NOT TO BE COPIED OR USED WITHOUT PRIOR PERMISSION.
- ALL DIMENSIONS IN THE DRAWING ARE TO BE READ AND NOT TO BE MEASURED.
- ANY DISCREPANCY BETWEEN DRAWINGS SHOULD BE BROUGHT TO THE ARCHITECTS NOTICE.
- ALL DIMENSIONS AND LEVELS ARE FROM UNFINISHED SURFACES.
- ALL ELECTRICAL WIRING TO BE CONCEALED IN WALL AND SLABS.
- ALL PLUMBING PIPES SHOULD BE TAKEN WITHIN DUCTS OF THE BUILDINGS.
- EXTERIOR AND INTERIOR WALLS TO BE TAKEN AS 230MM THICK FOR OAB AND 200MM THK FOR NFB AAC BLOCK UNLESS SPECIFIED.

NOTES

- FOR PLANS, REFER DWG NO. TD-A-201 TO TD-A-211.
- FOR SECTIONS AND ELEVATIONS, REFER DWG NO. TD-A-301 TO TD-A-305.
- FOR DOOR, WINDOW, VENTILATOR AND DUCT SHUTTER SCHEDULE AND DETAILS, REFER DWG NO. TD-A-401 TO A-408.
- FOR FLOORING LAYOUT AND DETAILS, REFER DWG NO. TD-A-701 TO TD-A-711.
- FOR FALSE CEILING DETAILS, REFER DWG NO. TD-A-601 TO TD-A-603.
- FOR MISCELLANEOUS DETAILS, REFER DWG NO. TD-A-902 TO TD-A-908.

LEGEND



REVISIONS

NO	DATE	DESCRIPTION

PROJECT : OAB REDEVELOPMENT,
NLSIU, BENGALURU

CLIENT : NLSIU

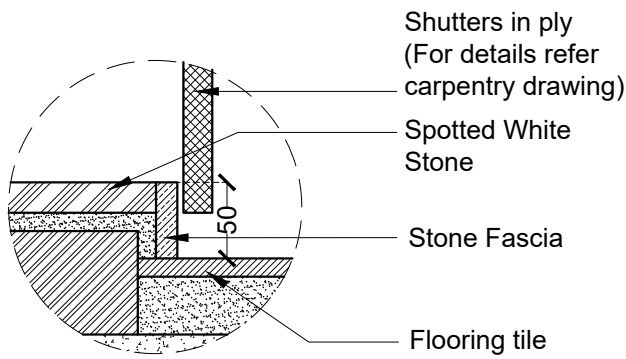
TITLE : TYPICAL DETAILS FOR
TOILET & PANTRY

DATE	11/12/2024	CHECKED	IP
DRAWN	AD	APPROVED	QD
PROJ. NO	AD/0123	SCALE	VARIES@A2

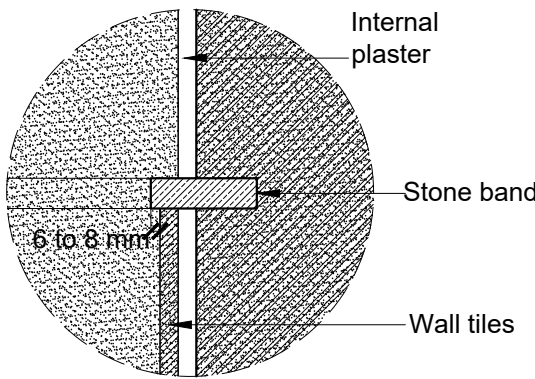
PMC	:-	DRG. NO
MUNICIPAL CONSULTANT	:-	TD-A-808-01
STRUCTURAL CONSULTANT	: MANJUNATH & CO	
MEP CONSULTANT	: Mcd BERL	
LANDSCAPE CONSULTANT	:-	
SUSTAINABILITY CONSULTANT	: Mcd BERL	

DCOOP
ARCHITECTURE DESIGN RESEARCH
UNIT NO. 109, 1ST FLOOR, SWASTIK CHAMBERS, S.G.BARVE MARG,
CHEMBUR, MUMBAI - 400071
PH:+91 22 3515 4031 E-MAIL: mail@dcloop.in

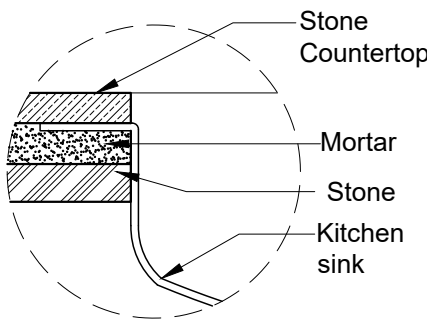
PANTRY DETAILS



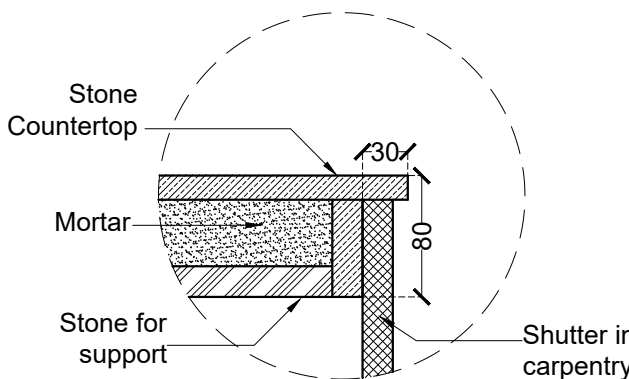
DETAIL E
Bottom detail of pantry counter
(Scale 1:5)



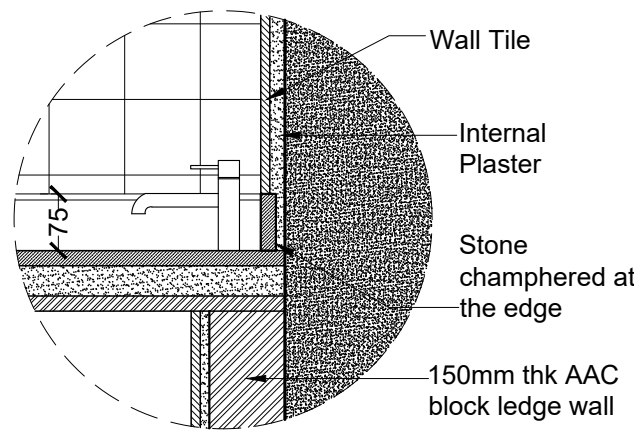
DETAIL C (SECTION)
Stone coping on low height tiles in pantry
(SCALE:1:5)



TYPICAL DETAIL (SECTION)
Sink fixing detail for Pantry
(N.T.S)



DETAIL F (PLAN)
Typical edge detail of pantry counter
(SCALE:1:5)



TYPICAL DETAIL (SECTION)
Backsplash for pantry counter
(SCALE:1:10)

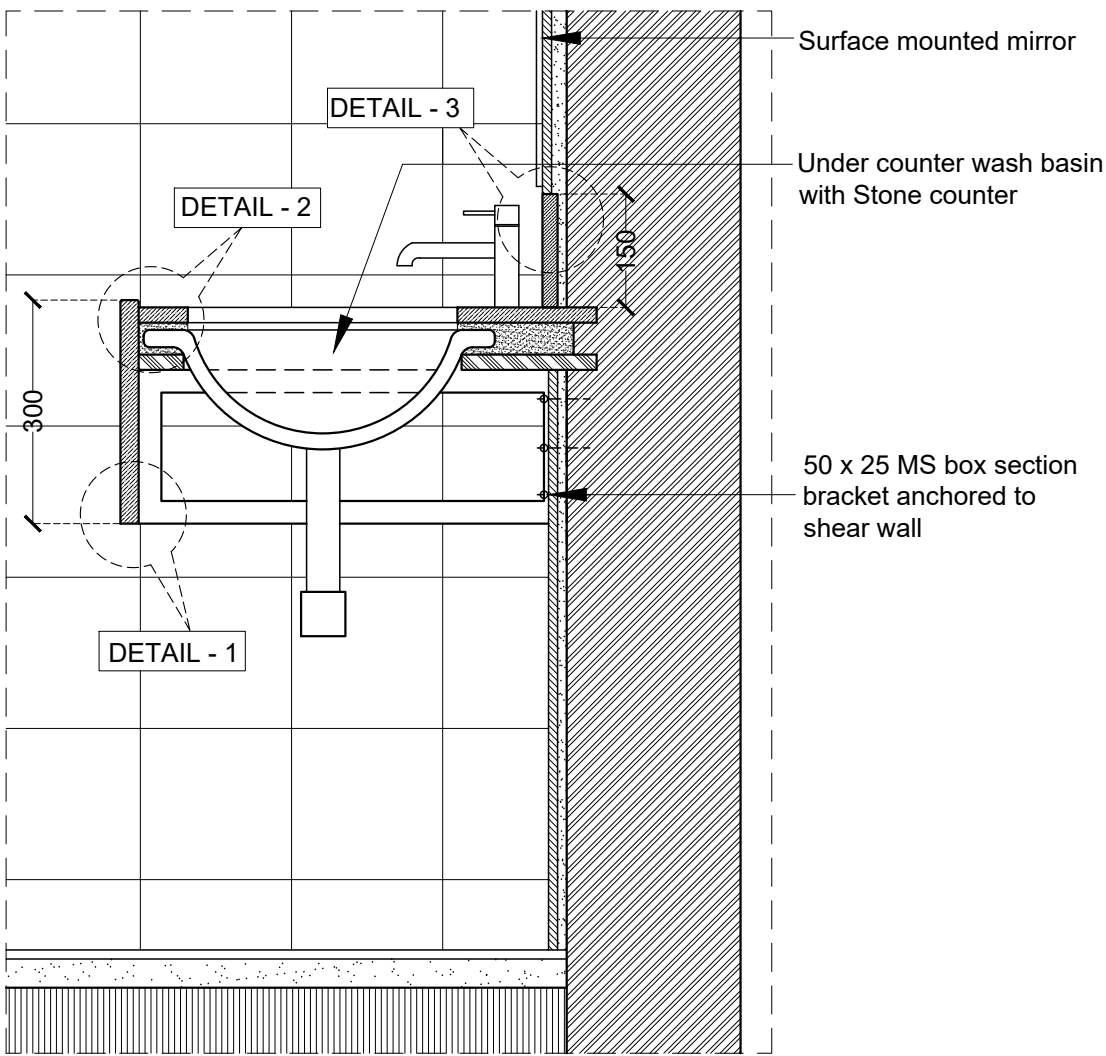
GENERAL NOTES

- THIS DRAWING IS THE SOLE PROPERTY OF DESIGN COOPERATIVE AND IS NOT TO BE COPIED OR USED WITHOUT PRIOR PERMISSION.
- ALL DIMENSIONS IN THE DRAWING ARE TO BE READ AND NOT TO BE MEASURED.
- ANY DISCREPANCY BETWEEN DRAWINGS SHOULD BE BROUGHT TO THE ARCHITECTS NOTICE.
- ALL DIMENSIONS AND LEVELS ARE FROM UNFINISHED SURFACES.
- ALL ELECTRICAL WIRING TO BE CONCEALED IN WALL AND SLABS.
- ALL PLUMBING PIPES SHOULD BE TAKEN WITHIN DUCTS OF THE BUILDINGS.
- EXTERIOR AND INTERIOR WALLS TO BE TAKEN AS 230MM THICK FOR OAB AND 200MM THK FOR NFB AAC BLOCK UNLESS SPECIFIED.

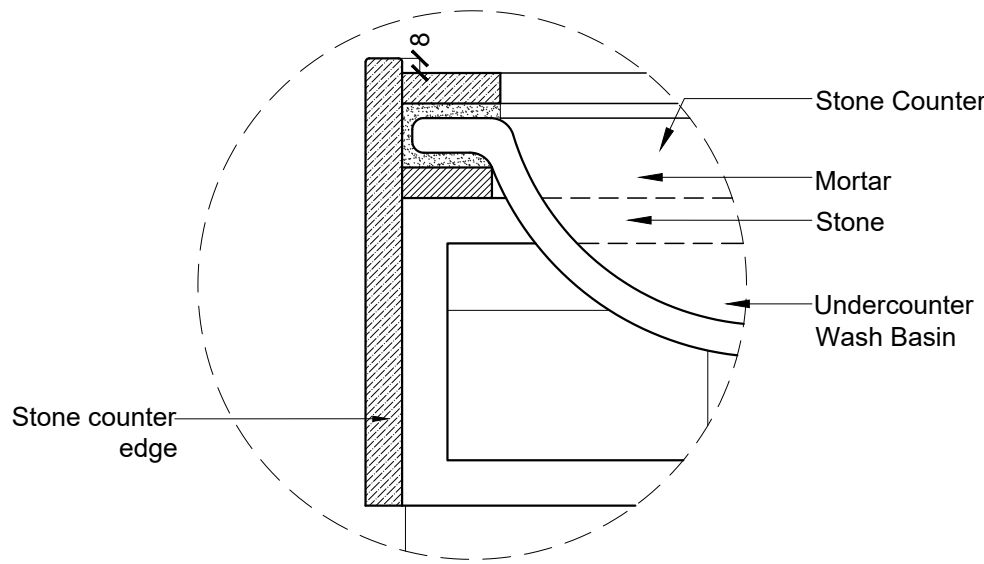
NOTES

- FOR PLANS, REFER DWG NO. TD-A-201 TO TD-A-211.
- FOR SECTIONS AND ELEVATIONS, REFER DWG NO. TD-A-301 TO TD-A-305.
- FOR DOOR, WINDOW, VENTILATOR AND DUCT SHUTTER SCHEDULE AND DETAILS, REFER DWG NO. TD-A-401 TO A-408.
- FOR FLOORING LAYOUT AND DETAILS, REFER DWG NO. TD-A-701 TO TD-A-711.
- FOR FALSE CEILING DETAILS, REFER DWG NO. TD-A-601 TO TD-A-603.
- FOR MISCELLANEOUS DETAILS, REFER DWG NO. TD-A-902 TO TD-A-908.

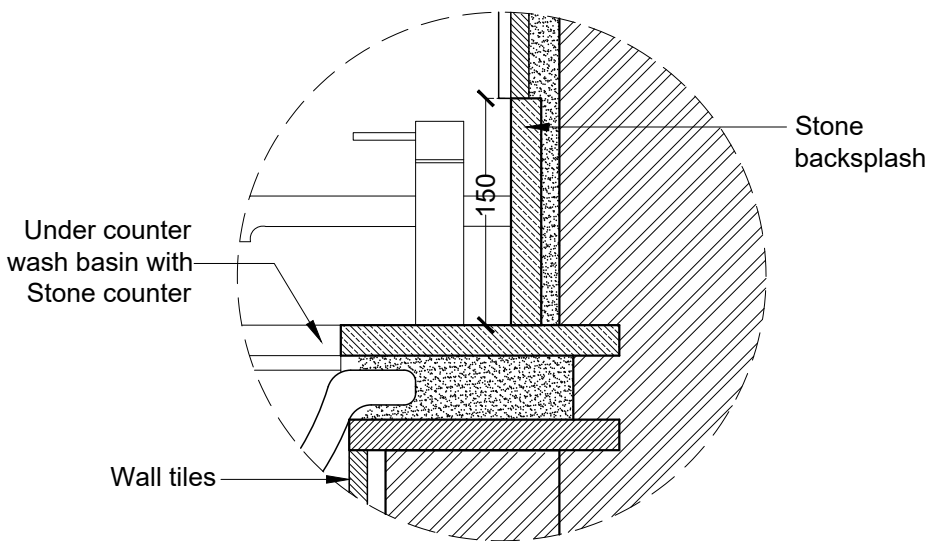
WASHBASIN COUNTER DETAILS



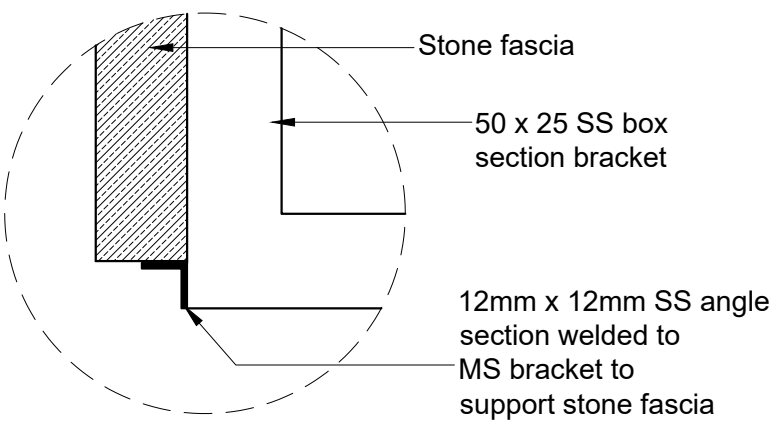
WASHBASIN COUNTER (SECTION)
(SCALE:1:10)



DETAIL 2 (SECTION)
(SCALE:1:5)



DETAIL 3 (SECTION)
Backsplash detail on washbasin counter
(SCALE:1:5)



DETAIL 1 (SECTION)
(N.T.S)

LEGEND

- AAC BLOCKWALL
- STONE
- MORTAR
- WALL TILES
- RCC
- BBC

REVISIONS

NO	DATE	DESCRIPTION

PROJECT : OAB REDEVELOPMENT,
NLSIU, BENGALURU

CLIENT : NLSIU

TITLE : TYPICAL DETAILS FOR
TOILET & PANTRY

DATE	11/12/2024	CHECKED	IP
DRAWN	AD	APPROVED	QD
PROJ. NO	AD/0123	SCALE	VARIES@A2

PMC	-	DRG .NO
MUNICIPAL CONSULTANT	-	TD-A-808-02
STRUCTURAL CONSULTANT	MANJUNATH & CO	
MEP CONSULTANT	MCD BERL	
LANDSCAPE CONSULTANT	-	
SUSTAINABILITY CONSULTANT	MCD BERL	

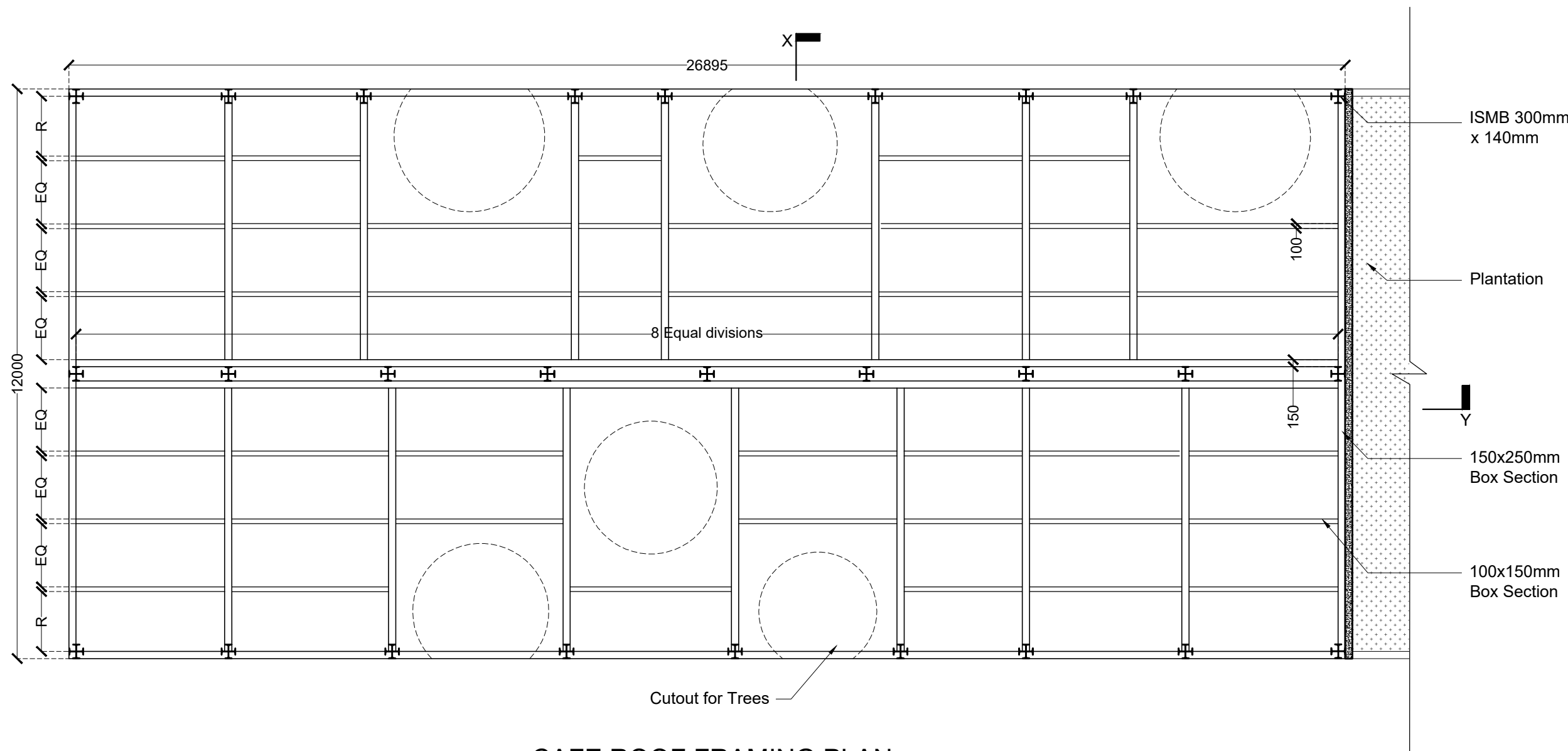
TENDER DRAWING
NOT FOR CONSTRUCTION

DCOOP
ARCHITECTURE.DESIGN.RESEARCH
UNIT NO. 109, 1ST FLOOR, SWASTIK CHAMBERS, S.G.BARVE MARG,
CHEMBUR, MUMBAI - 400071
PH:+91 22 3515 4031 E-MAIL: mail@dcop.in

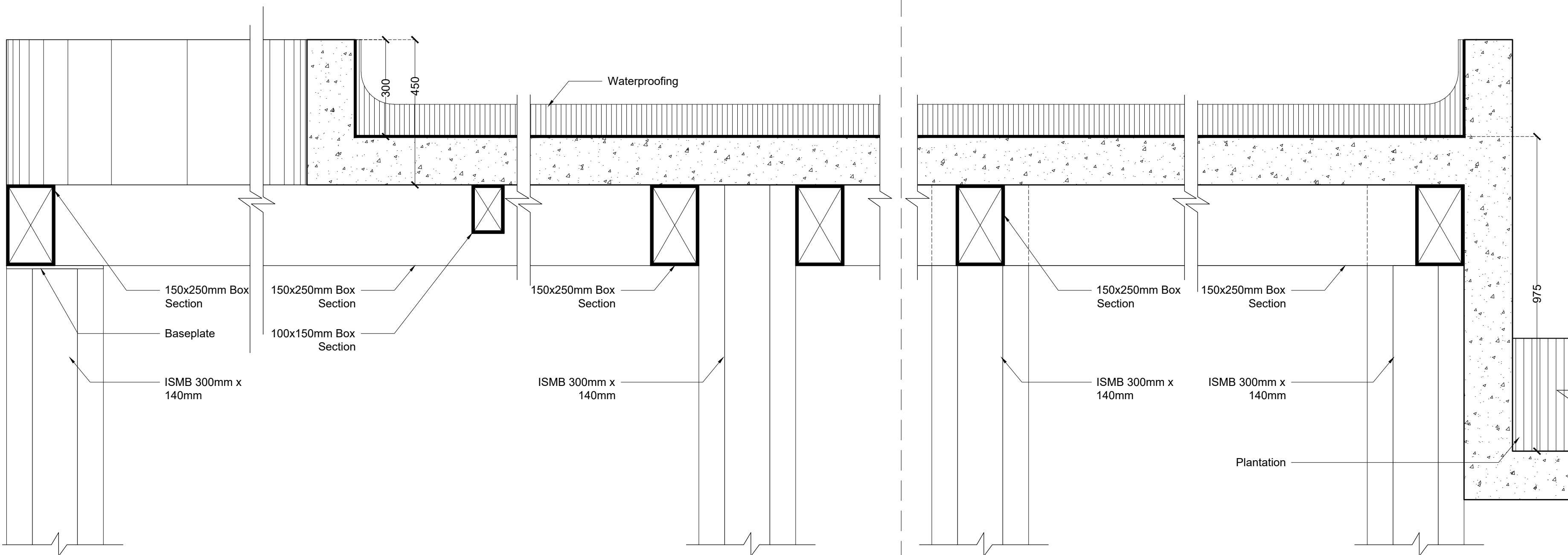
MISCELLANEOUS DETAILS

OAB REDEVELOPMENT, NLSIU, BENGALURU

Dec 2024



CAFE ROOF FRAMING PLAN
Scale- 1:100



PART SECTION X
(Scale 1:10)

PART SECTION Y
(Scale 1:10)

- SPECIFIC NOTES:**
- Contractor to prepare shop drawing of the screens and pergola and get approval from architect before execution on site.
 - All MS members to be painted with synthetic enamel paint of approved colour

GENERAL NOTES

- THIS DRAWING IS THE SOLE PROPERTY OF DESIGN COOPERATIVE AND IS NOT TO BE COPIED OR USED WITHOUT PRIOR PERMISSION.
- ALL DIMENSIONS IN THE DRAWING ARE TO BE READ AND NOT TO BE MEASURED.
- ANY DISCREPANCY BETWEEN DRAWINGS SHOULD BE BROUGHT TO THE ARCHITECTS NOTICE.
- ALL DIMENSIONS AND LEVELS ARE FROM UNFINISHED SURFACES.
- ALL ELECTRICAL WIRING TO BE CONCEALED IN WALL AND SLABS.
- ALL PLUMBING PIPES SHOULD BE TAKEN WITHIN DUCTS OF THE BUILDINGS.
- EXTERIOR AND INTERIOR WALLS TO BE TAKEN AS 230MM THICK FOR OAB AND 200MM THK FOR NFB AAC BLOCK UNLESS SPECIFIED.

NOTES

- FOR PLANS, REFER DWG NO. TD-A-201 TO TD-A-211.
- FOR SECTIONS AND ELEVATIONS, REFER DWG NO. TD-A-301 TO TD-A-305.
- FOR DOOR, WINDOW, VENTILATOR AND DUCT SHUTTER SCHEDULE AND DETAILS, REFER DWG NO. TD-A-401 TO A-408.
- FOR FLOORING LAYOUT AND DETAILS, REFER DWG NO. TD-A-701 TO TD-A-711.
- FOR MISCELLANEOUS DETAILS, REFER DWG NO. TD-A-902 TO TD-A-908.

LEGEND

- D DOORS
- W WINDOWS
- V VENTILATORS
- DS DUCT SHUTTER
- DUCT CUT OUT
- AAC BLOCKWALL
- PROPOSED RCC

REVISIONS

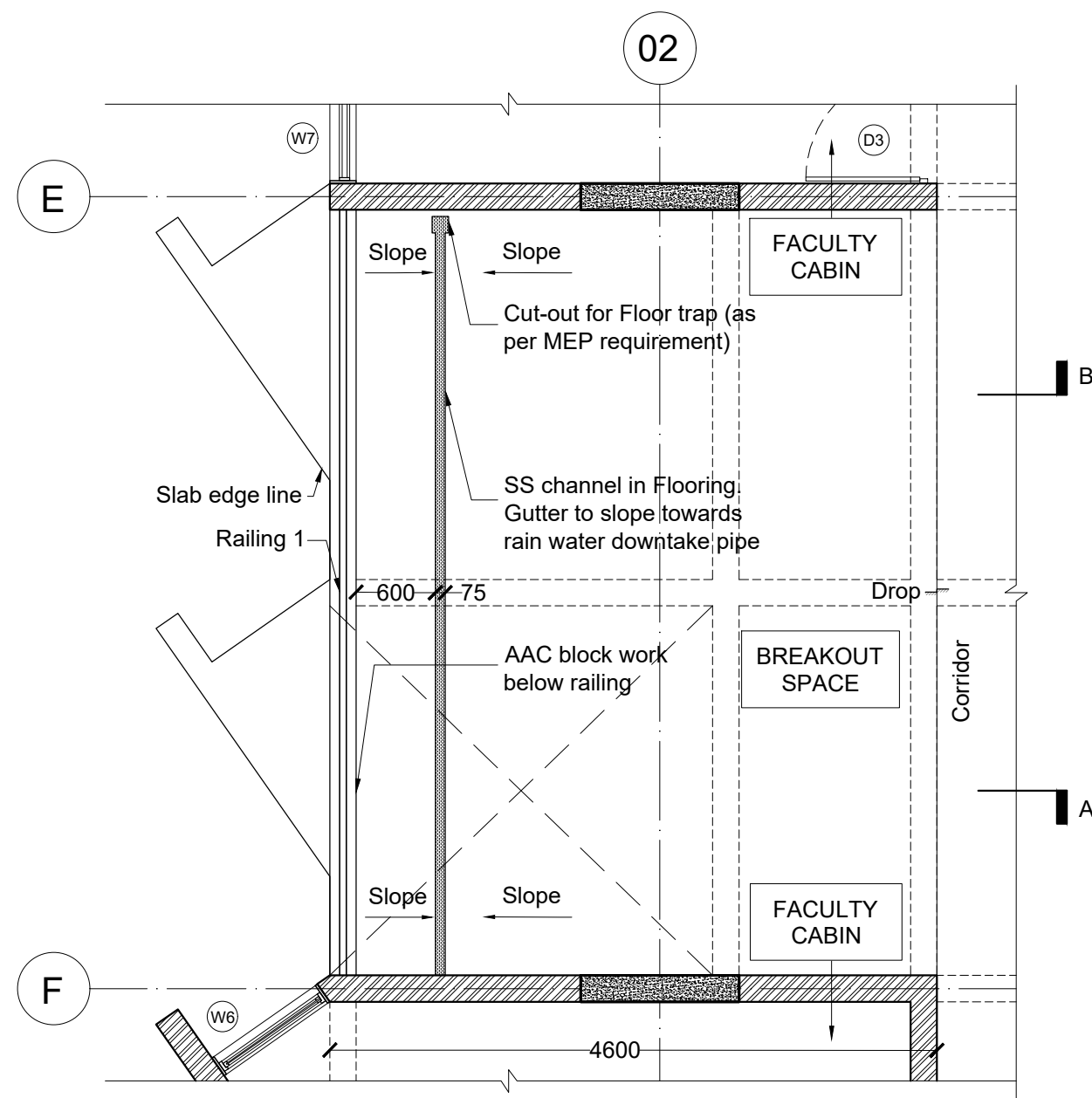
NO	DATE	DESCRIPTION

PROJECT : OAB REDEVELOPMENT, NLSIU, BENGALURU			
CLIENT : NLSIU			
TITLE : CAFE ROOF DETAILS			
DATE	24/12/2024	CHECKED	IP
DRAWN	IP/AD	APPROVED	QD
PROJ. NO	AD/0123	SCALE	VARIES@A2

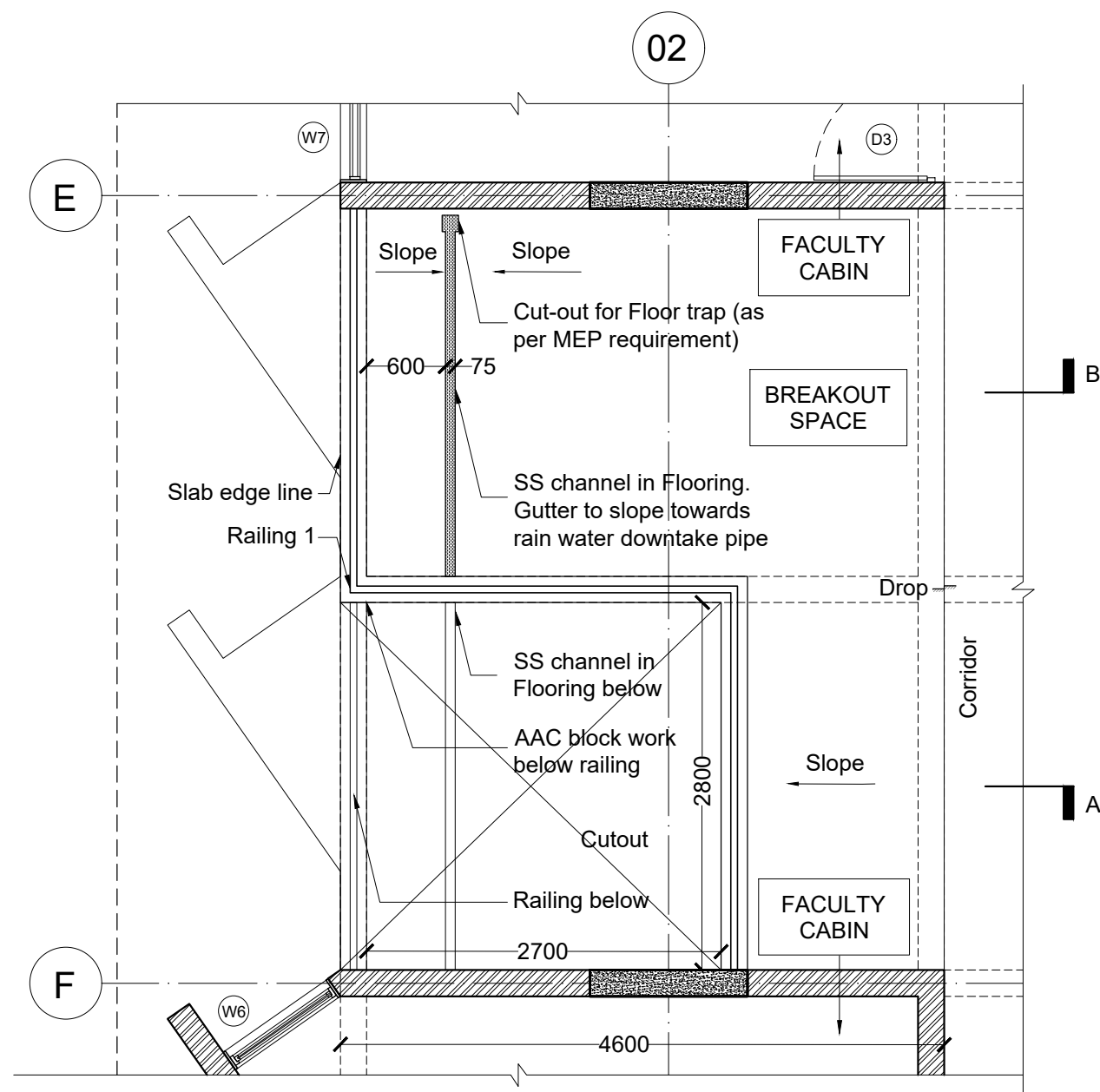
PMC : -	DRG. NO
MUNICIPAL CONSULTANT : -	TD-A-902
STRUCTURAL CONSULTANT : MANJUNATH & CO	
MEP CONSULTANT : McD BERL	
LANDSCAPE CONSULTANT : -	
SUSTAINABILITY CONSULTANT : McD BERL	

DCOOP
ARCHITECTURE.DESIGN.RESEARCH
UNIT NO. 109, 1ST FLOOR, SWASTIK CHAMBERS, S.G.BARVE MARG,
CHEMBUR, MUMBAI - 400071
PH:+91 22 3515 4031 E-MAIL: mail@dcloop.in

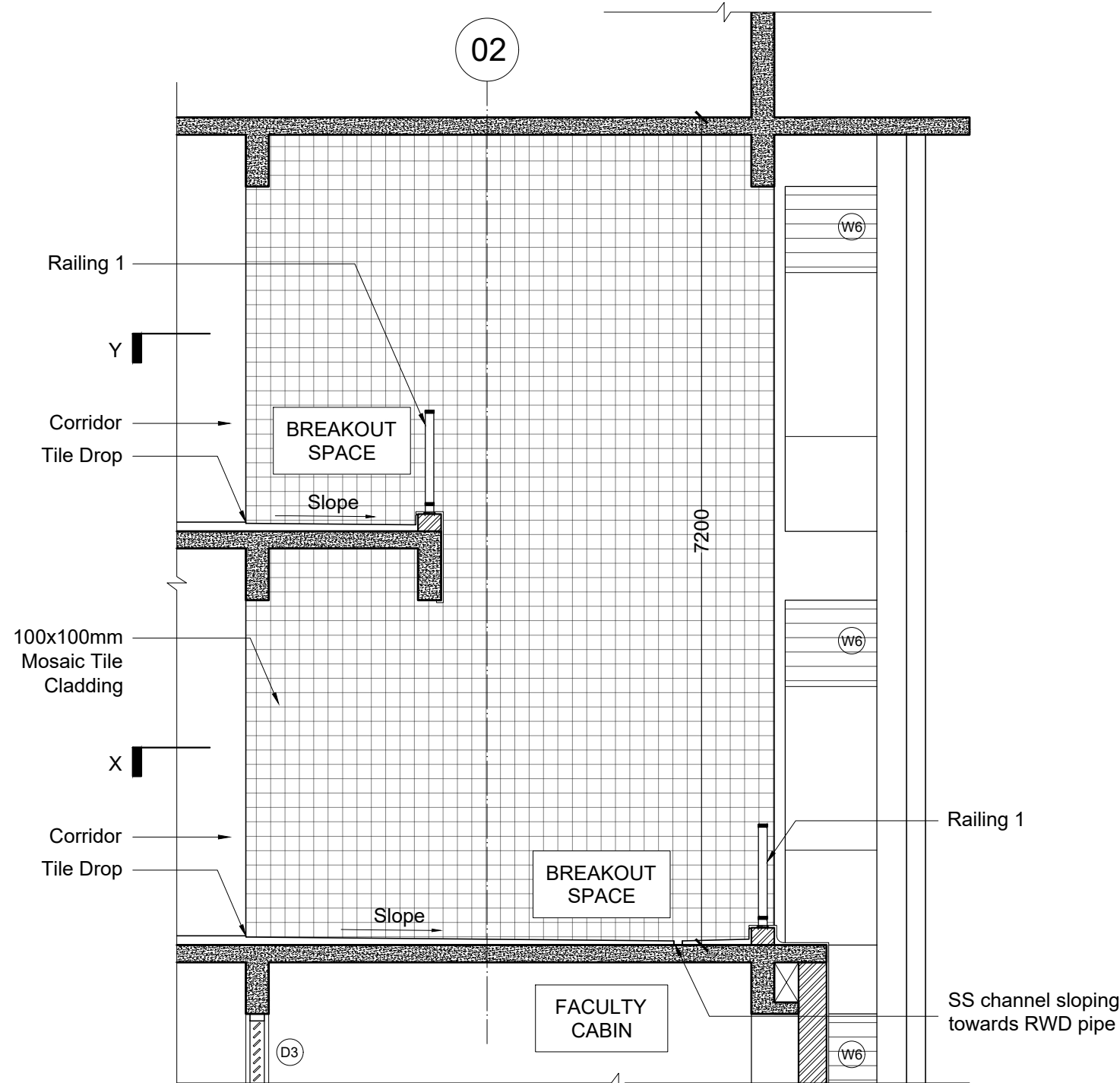
TENDER DRAWING
NOT FOR CONSTRUCTION



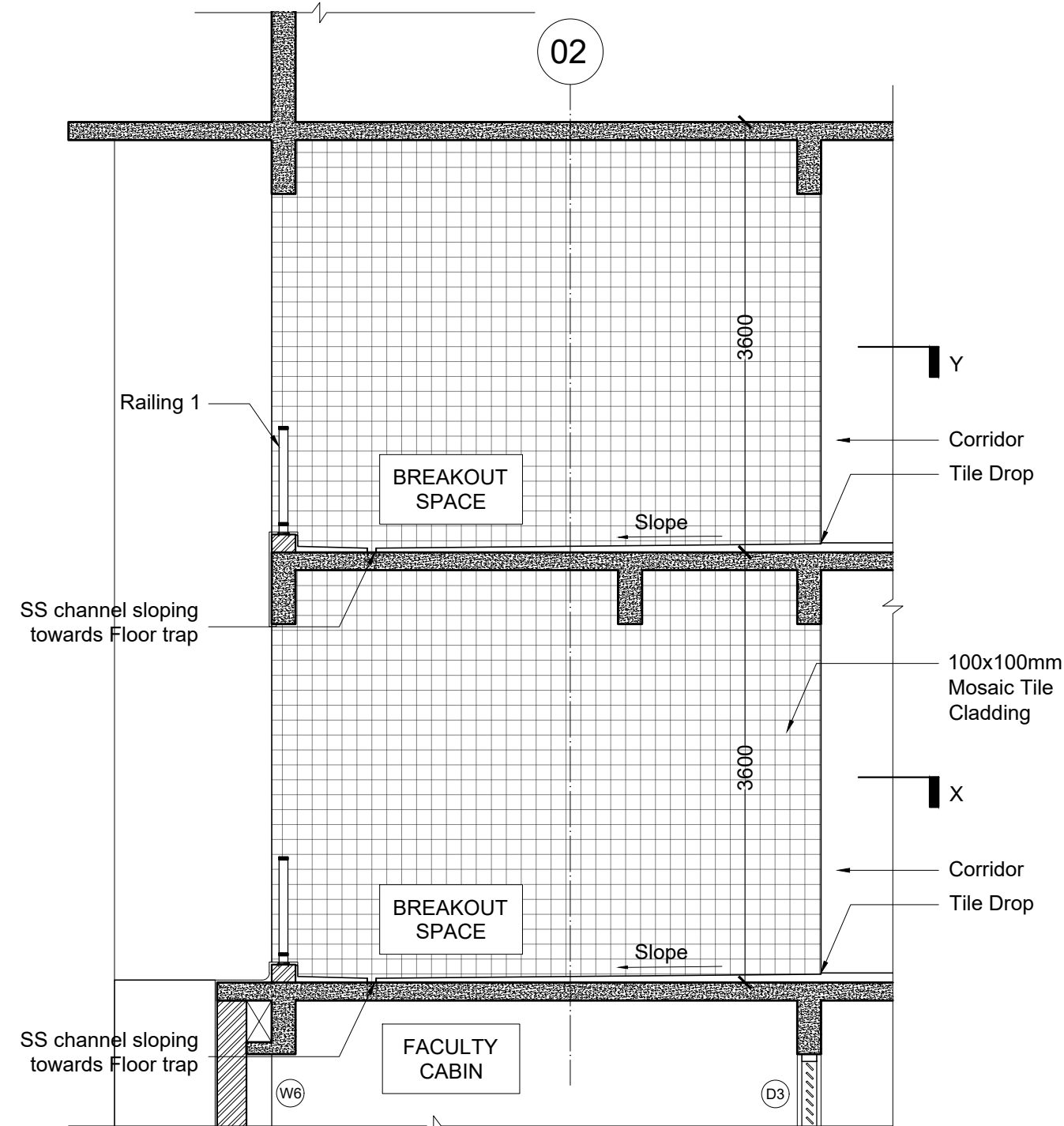
BREAKOUT SPACE PLAN AT X
(Scale 1:50)



BREAKOUT SPACE PLAN AT Y
(Scale 1:50)



BREAKOUT SPACE SECTION AT A
(Scale 1:50)



BREAKOUT SPACE SECTION AT B
(Scale 1:50)

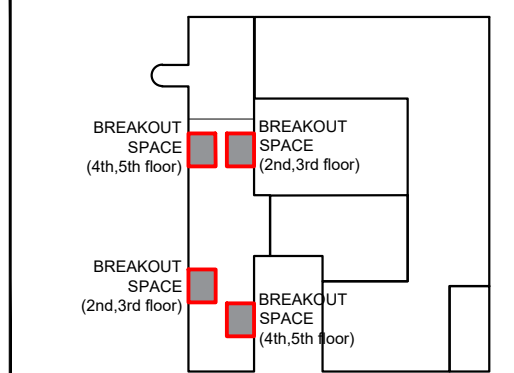
GENERAL NOTES

- THIS DRAWING IS THE SOLE PROPERTY OF DESIGN COOPERATIVE AND IS NOT TO BE COPIED OR USED WITHOUT PRIOR PERMISSION.
- ALL DIMENSIONS IN THE DRAWING ARE TO BE READ AND NOT TO BE MEASURED.
- ANY DISCREPANCY BETWEEN DRAWINGS SHOULD BE BROUGHT TO THE ARCHITECTS NOTICE.
- ALL DIMENSIONS AND LEVELS ARE FROM UNFINISHED SURFACES.
- ALL ELECTRICAL WIRING TO BE CONCEALED IN WALL AND SLABS.
- ALL PLUMBING PIPES SHOULD BE TAKEN WITHIN DUCTS OF THE BUILDINGS.
- EXTERIOR AND INTERIOR WALLS TO BE TAKEN AS 230MM THICK FOR OAB AND 200MM THK FOR NFB AAC BLOCK UNLESS SPECIFIED.

NOTES

- FOR PLANS, REFER DWG NO. TD-A-201 TO TD-A-211.
- FOR SECTIONS AND ELEVATIONS, REFER DWG NO. TD-A-301 TO TD-A-305.
- FOR DOOR, WINDOW, VENTILATOR AND DUCT SHUTTER SCHEDULE AND DETAILS, REFER DWG NO. TD-A-401 TO A-408.
- FOR FLOORING LAYOUT AND DETAILS, REFER DWG NO. TD-A-701 TO TD-A-711.
- FOR MISCELLANEOUS DETAILS, REFER DWG NO. TD-A-902 TO TD-A-908.

KEY PLAN



LEGEND

(D) DOORS	DUCT CUT OUT
(W) WINDOWS	LEVELS
(V) VENTILATORS	SLOPE
(DS) DUCT SHUTTERS	PROPOSED RCC
FF FIRE FIGHTING DUCT	
AAC BLOCKWALL	

REVISIONS

NO	DATE	DESCRIPTION

PROJECT : OAB REDEVELOPMENT,
NLSIU, BENGALURU

CLIENT : NLSIU

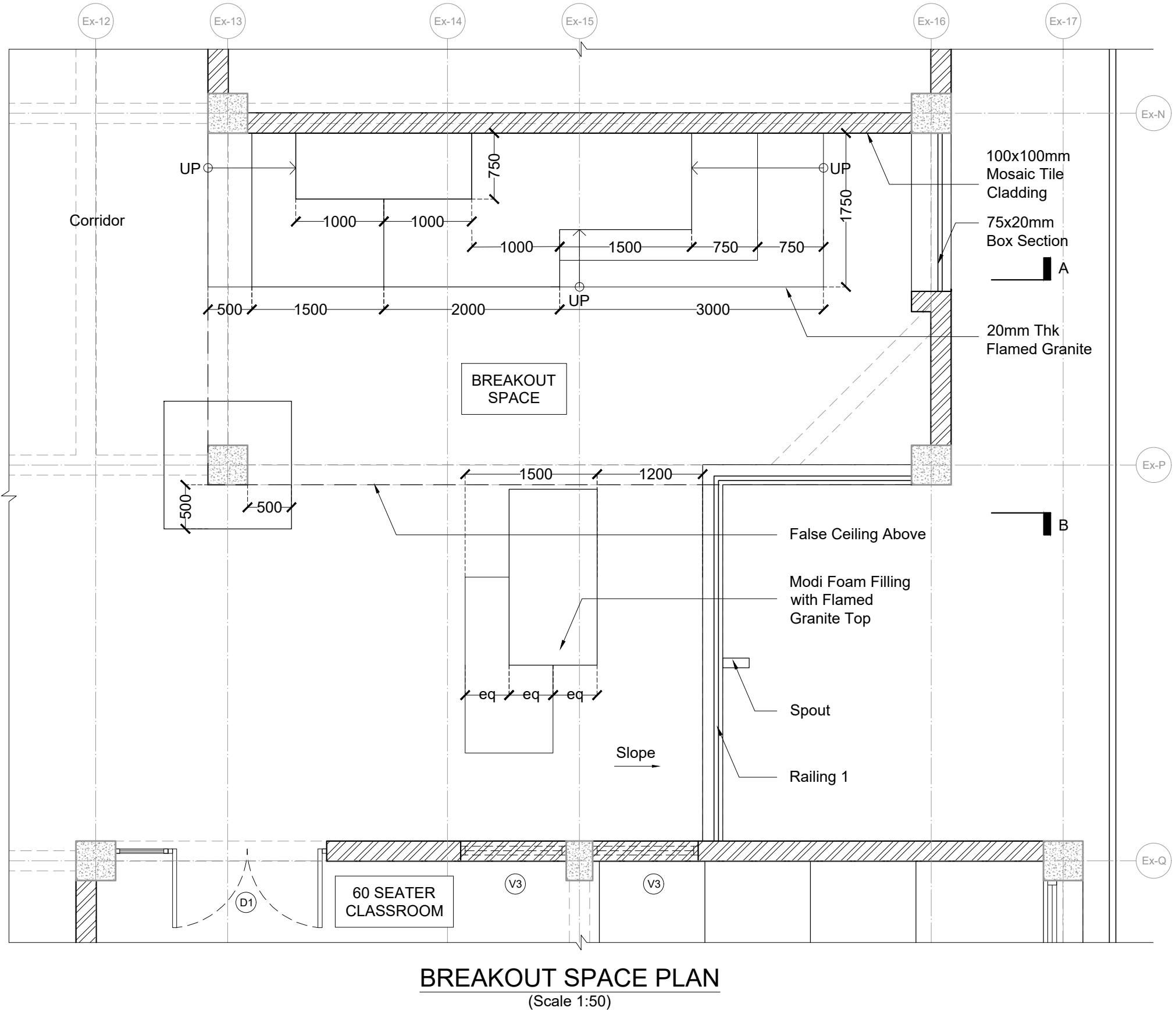
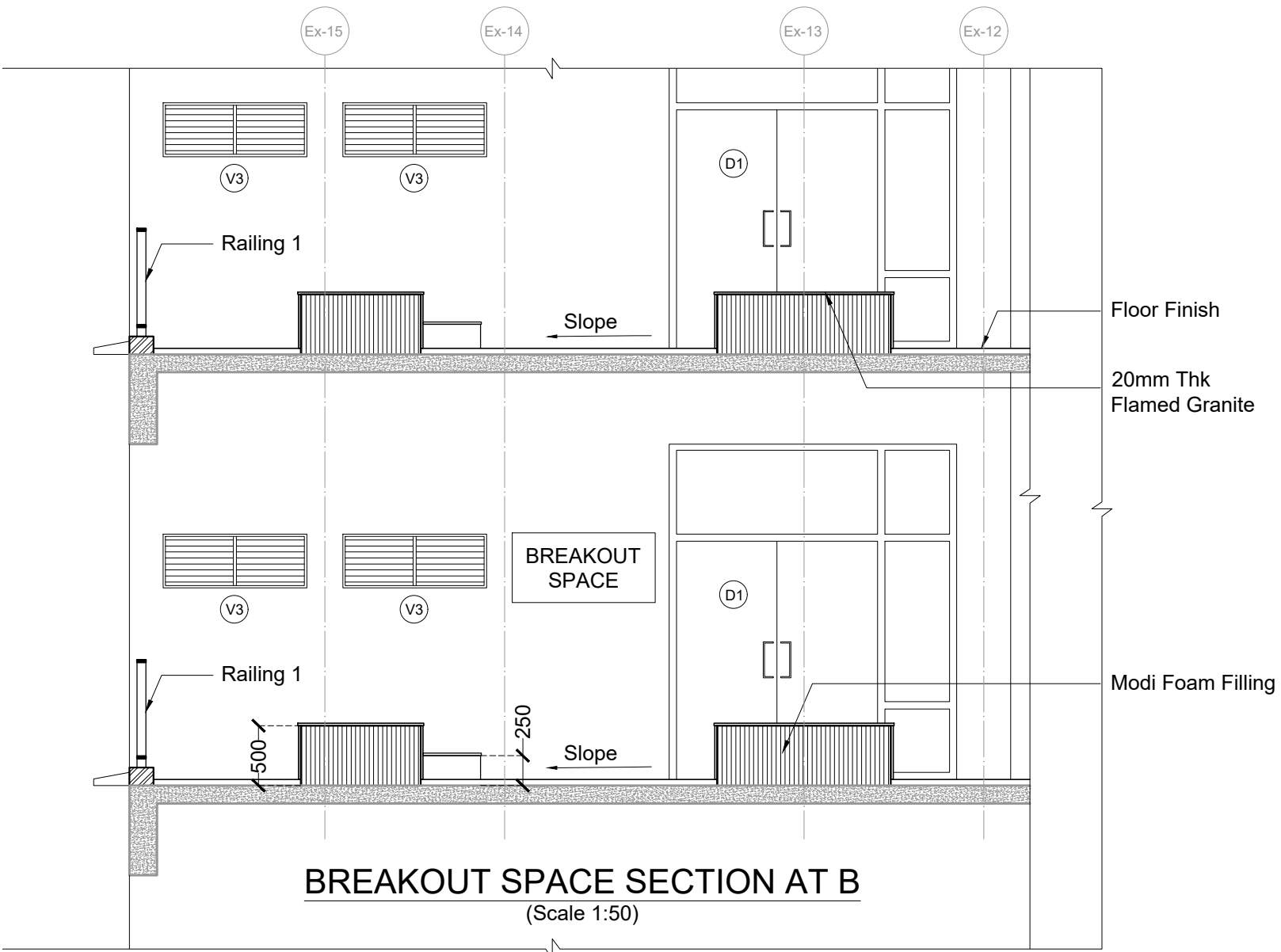
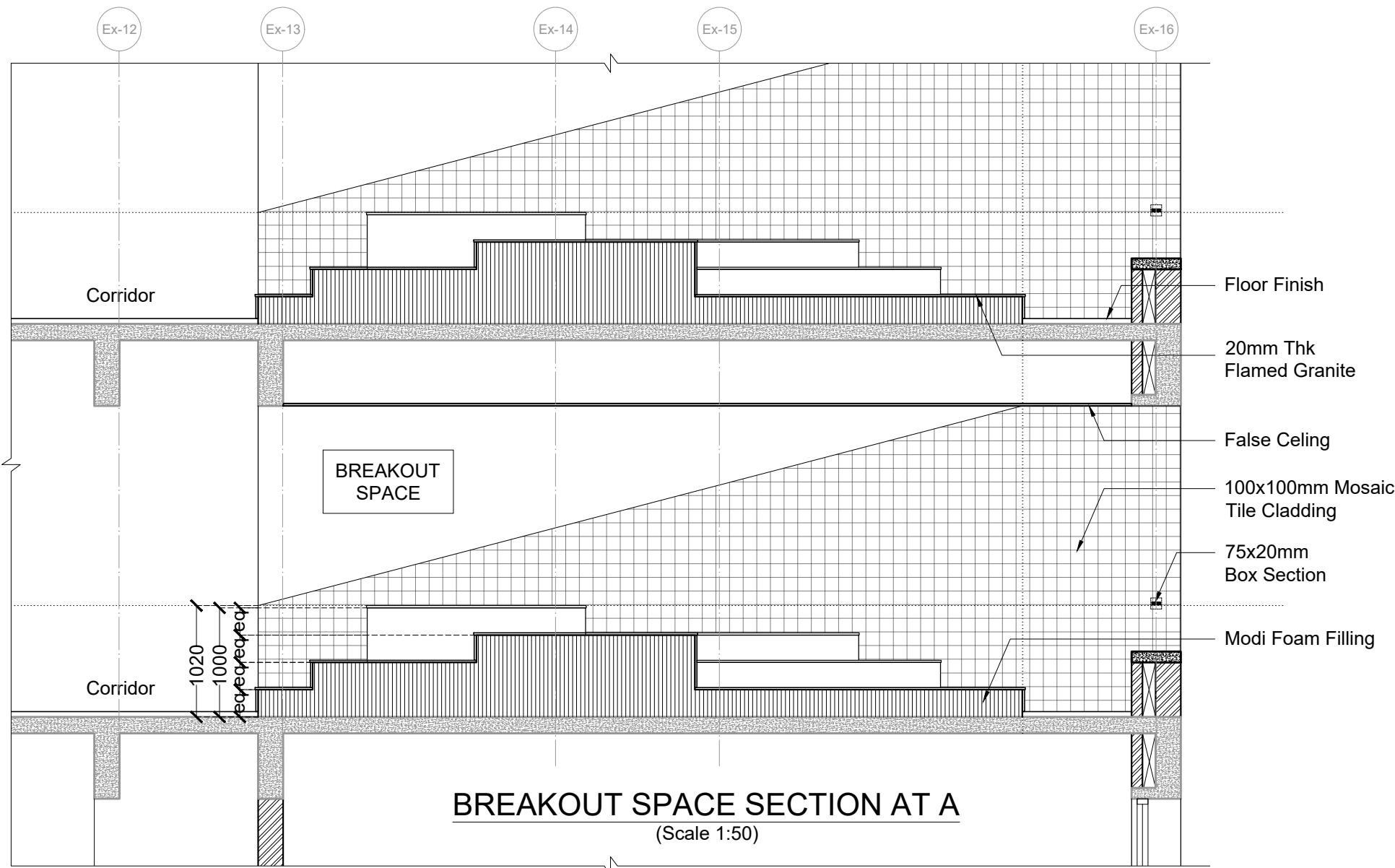
TITLE : BREAKOUT SPACE (NFB)
DEAILS

DATE	24/12/2024	CHECKED	IP
DRAWN	AD	APPROVED	QD
PROJ. NO	AD/0123	SCALE	1:50@A2

PMC	:-	DRG. NO
MUNICIPAL CONSULTANT	:-	TD-A-903-01
STRUCTURAL CONSULTANT	: MANJUNATH & CO	
MEP CONSULTANT	: MCD BERL	
LANDSCAPE CONSULTANT	:-	
SUSTAINABILITY CONSULTANT	: MCD BERL	

DCCOP
ARCHITECTURE DESIGN RESEARCH
UNIT NO. 109, 1ST FLOOR, SWASTIK CHAMBERS, S.G.BARVE MARG,
CHEMBUR, MUMBAI - 400071
PH: +91 22 3515 4031 E-MAIL: mail@dccop.in

TENDER DRAWING
NOT FOR CONSTRUCTION



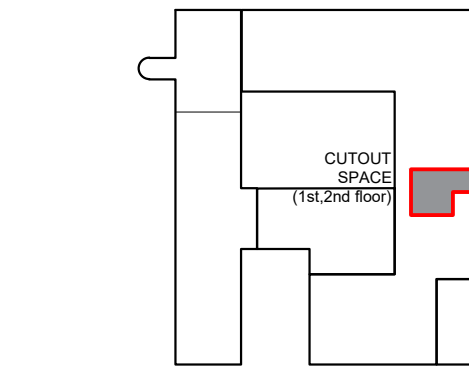
GENERAL NOTES

- THIS DRAWING IS THE SOLE PROPERTY OF DESIGN COOPERATIVE AND IS NOT TO BE COPIED OR USED WITHOUT PRIOR PERMISSION.
- ALL DIMENSIONS IN THE DRAWING ARE TO BE READ AND NOT TO BE MEASURED.
- ANY DISCREPANCY BETWEEN DRAWINGS SHOULD BE BROUGHT TO THE ARCHITECTS NOTICE.
- ALL DIMENSIONS AND LEVELS ARE FROM UNFINISHED SURFACES.
- ALL ELECTRICAL WIRING TO BE CONCEALED IN WALL AND SLABS.
- ALL PLUMBING PIPES SHOULD BE TAKEN WITHIN DUCTS OF THE BUILDINGS.
- EXTERIOR AND INTERIOR WALLS TO BE TAKEN AS 230MM THICK FOR OAB AND 200MM THK FOR NFB AAC BLOCK UNLESS SPECIFIED.

NOTES

- FOR PLANS, REFER DWG NO. TD-A-201 TO TD-A-211.
- FOR SECTIONS AND ELEVATIONS, REFER DWG NO. TD-A-301 TO TD-A-305.
- FOR DOOR, WINDOW, VENTILATOR AND DUCT SHUTTER SCHEDULE AND DETAILS, REFER DWG NO. TD-A-401 TO A-408.
- FOR FLOORING LAYOUT AND DETAILS, REFER DWG NO. TD-A-701 TO TD-A-711.
- FOR MISCELLANEOUS DETAILS, REFER DWG NO. TD-A-902 TO TD-A-908.

KEY PLAN



LEGEND

(D) DOORS	DUCT CUT OUT
(W) WINDOWS	LEVELS
(V) VENTILATORS	SLOPE
(DS) DUCT SHUTTERS	
FF FIRE FIGHTING DUCT	
AAC BLOCKWALL	PROPOSED RCC

REVISIONS

NO	DATE	DESCRIPTION

PROJECT : OAB REDEVELOPMENT,
NLSIU, BENGALURU

CLIENT : NLSIU

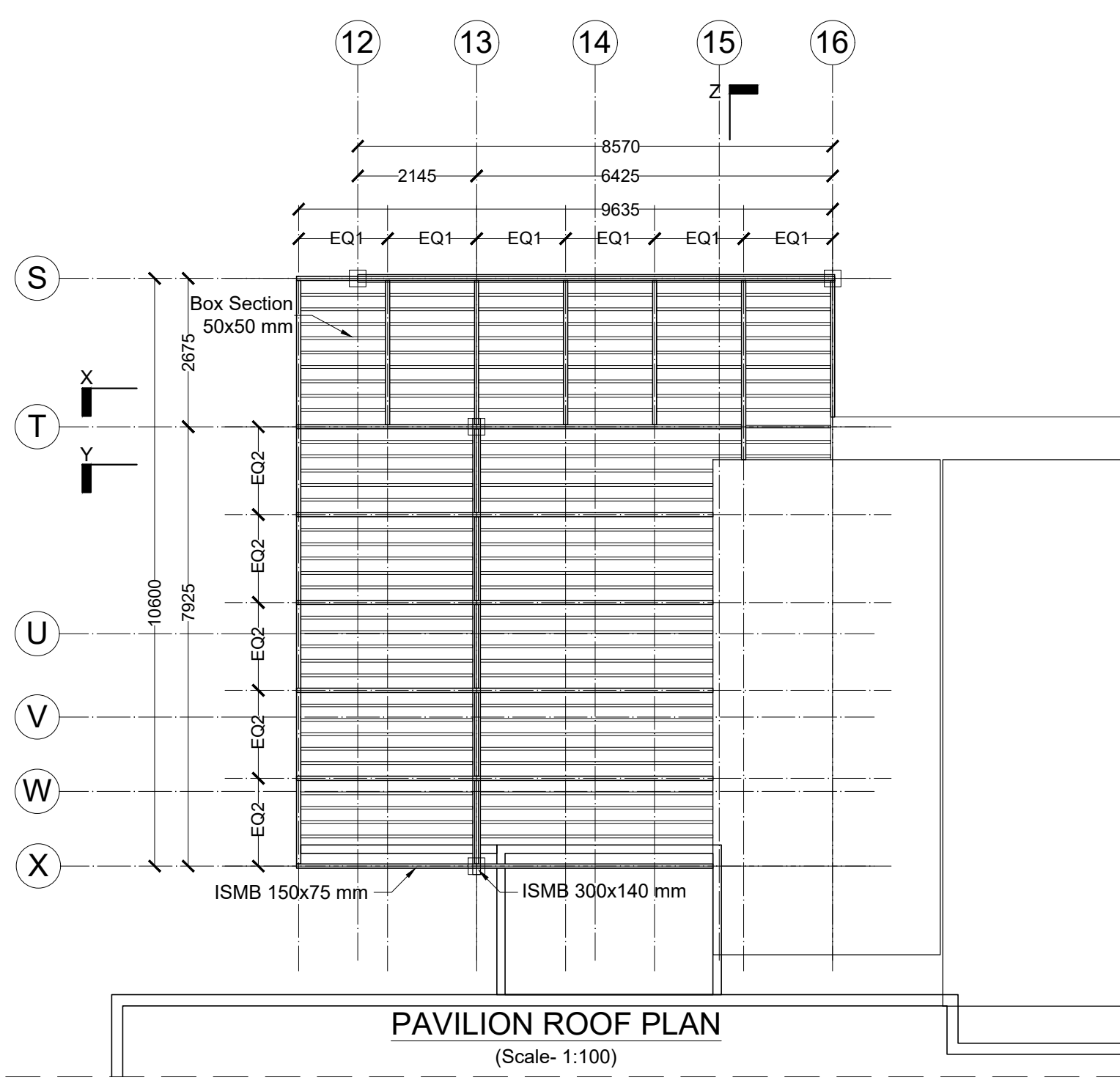
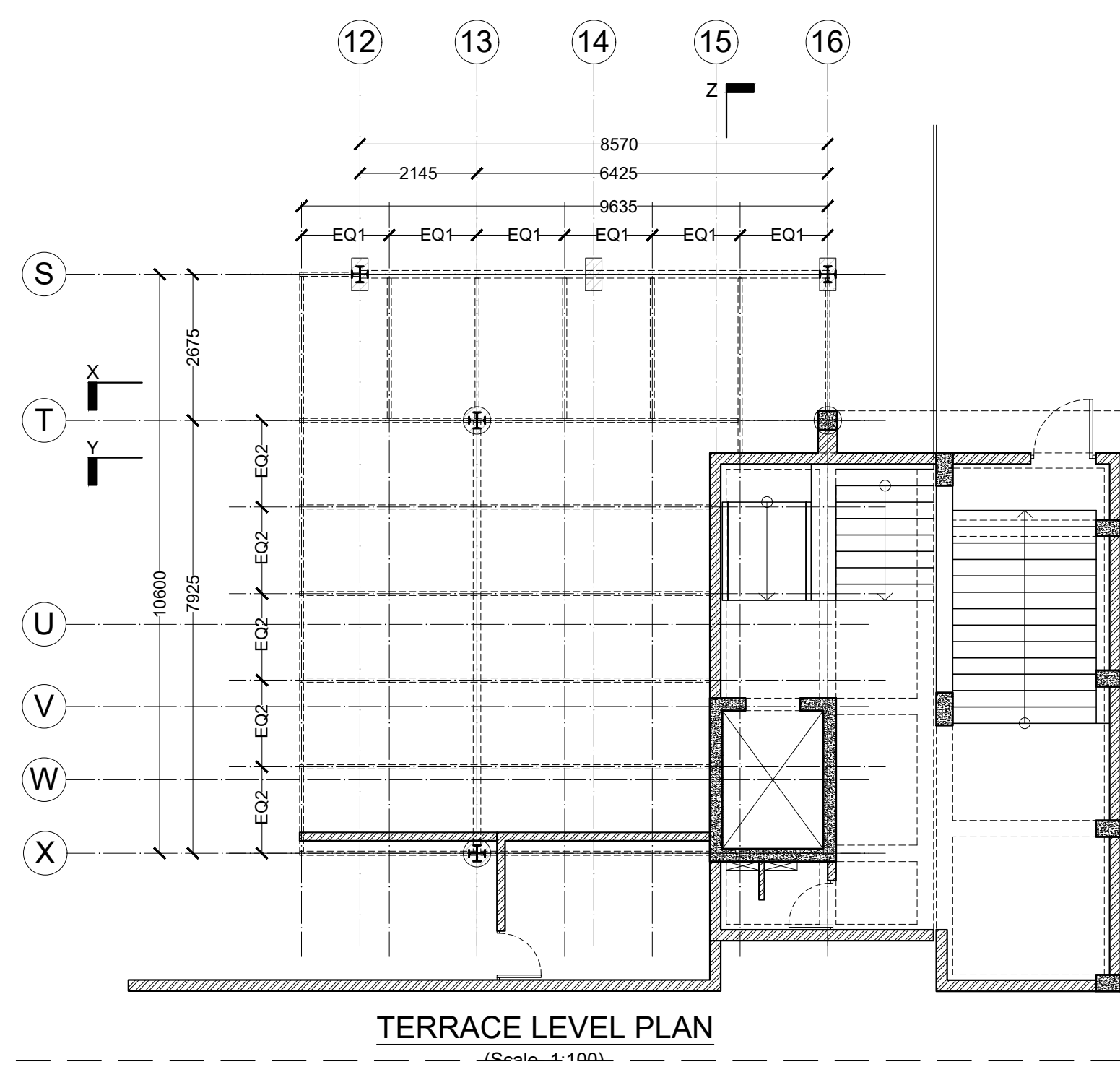
TITLE : BREAKOUT SPACE (OAB)
DEAILS

DATE	24/12/2024	CHECKED	IP
DRAWN	AD	APPROVED	QD
PROJ. NO	AD/0123	SCALE	1:50@A2

PMC : -	DRG. NO
MUNICIPAL CONSULTANT : -	TD-A-903-02
STRUCTURAL CONSULTANT : MANJUNATH & CO	
MEP CONSULTANT : MCD BERL	
LANDSCAPE CONSULTANT : -	
SUSTAINABILITY CONSULTANT : MCD BERL	

DCOOP
ARCHITECTURE.DESIGN.RESEARCH
UNIT NO. 109, 1ST FLOOR, SWASTIK CHAMBERS, S.G.BARVE MARG,
CHEMBUR, MUMBAI - 400071
PH:+91 22 3515 4031 E-MAIL: mail@dcloop.in

TENDER DRAWING
NOT FOR CONSTRUCTION



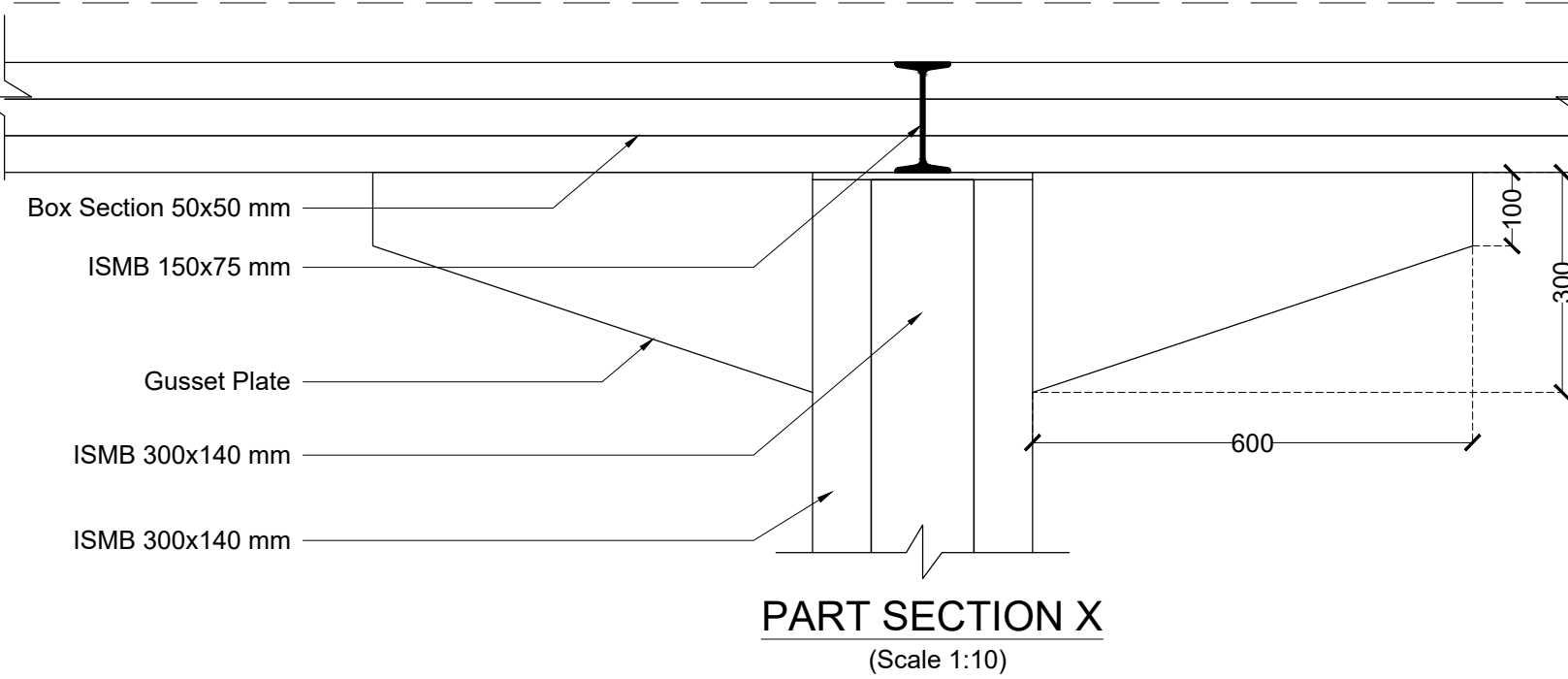
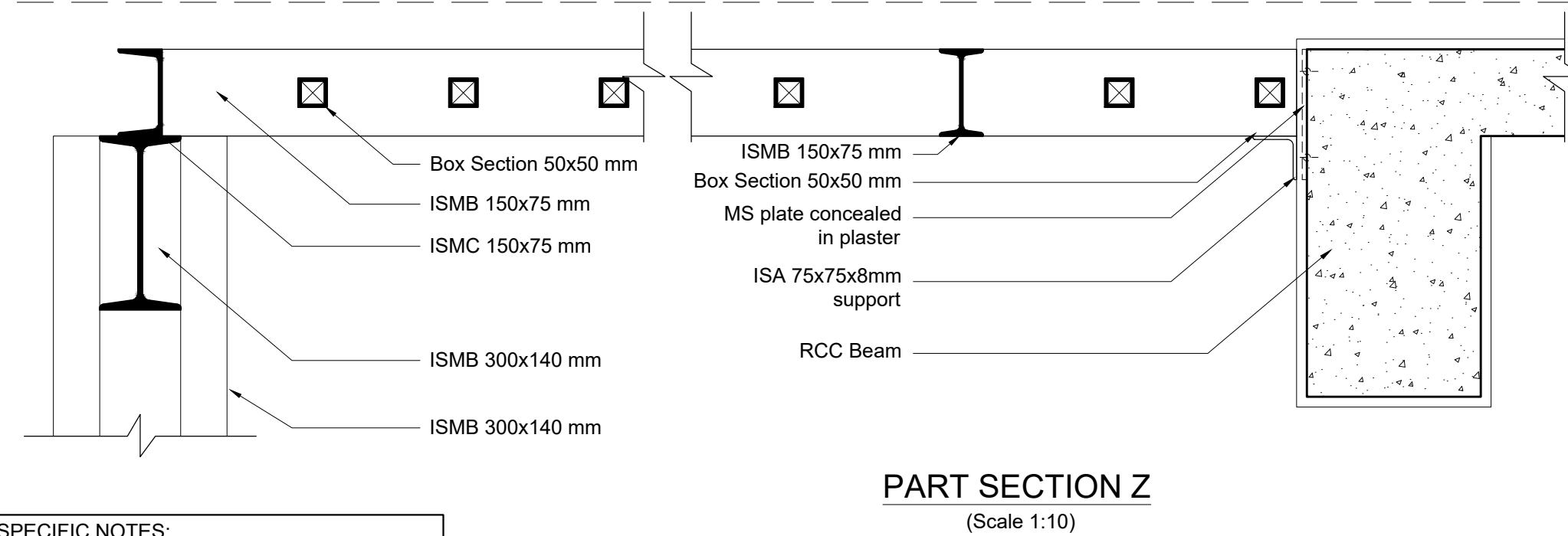
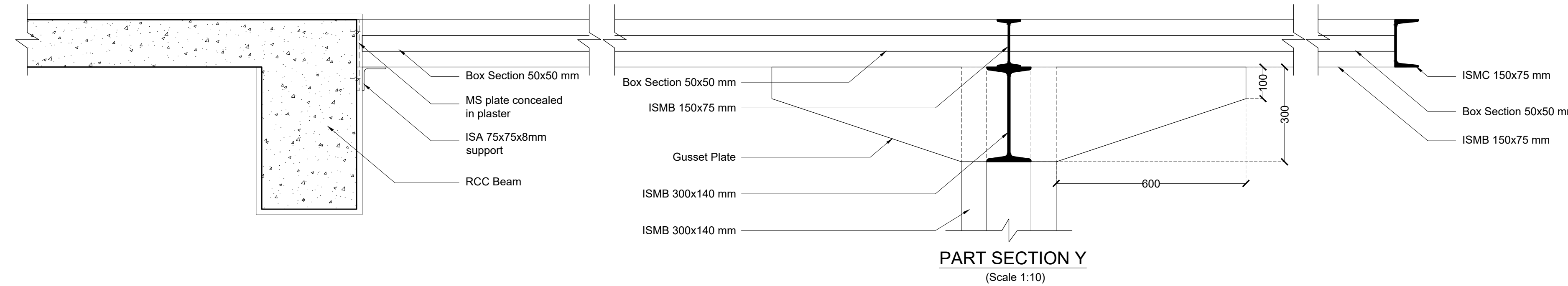
- GENERAL NOTES**
- THIS DRAWING IS THE SOLE PROPERTY OF DESIGN COOPERATIVE AND IS NOT TO BE COPIED OR USED WITHOUT PRIOR PERMISSION.
 - ALL DIMENSIONS IN THE DRAWING ARE TO BE READ AND NOT TO BE MEASURED.
 - ANY DISCREPANCY BETWEEN DRAWINGS SHOULD BE BROUGHT TO THE ARCHITECTS NOTICE.
 - ALL DIMENSIONS AND LEVELS ARE FROM UNFINISHED SURFACES.
 - ALL ELECTRICAL WIRING TO BE CONCEALED IN WALL AND SLABS.
 - ALL PLUMBING PIPES SHOULD BE TAKEN WITHIN DUCTS OF THE BUILDINGS.
 - EXTERIOR AND INTERIOR WALLS TO BE TAKEN AS 230MM THICK FOR OAB AND 200MM THK FOR NFB AAC BLOCK UNLESS SPECIFIED.

- NOTES**
- FOR PLANS, REFER DWG NO. TD-A-201 TO TD-A-211.
 - FOR SECTIONS AND ELEVATIONS, REFER DWG NO. TD-A-301 TO TD-A-305.
 - FOR DOOR, WINDOW, VENTILATOR AND DUCT SHUTTER SCHEDULE AND DETAILS, REFER DWG NO. TD-A-401 TO A-408.
 - FOR FLOORING LAYOUT AND DETAILS, REFER DWG NO. TD-A-701 TO TD-A-711.
 - FOR MISCELLANEOUS DETAILS, REFER DWG NO. TD-A-902 TO TD-A-908.

- LEGEND**
- ⊙ DOORS
 - ⊙ WINDOWS
 - ⊙ VENTILATORS
 - ⊙ DUCT SHUTTER
 - ⊗ DUCT CUT OUT
 - ▨ AAC BLOCKWALL
 - ▨ PROPOSED RCC

REVISIONS		
NO	DATE	DESCRIPTION

PROJECT : OAB REDEVELOPMENT, NLSIU, BENGALURU			
CLIENT : NLSIU			
TITLE : TERRACE PAVILION DETAILS			
DATE	24/12/2024	CHECKED	IP
DRAWN	IP/AD	APPROVED	QD
PROJ. NO	AD/0123	SCALE	VARIES@A2
PMC	-		
MUNICIPAL CONSULTANT	-		
STRUCTURAL CONSULTANT	MANJUNATH & CO		
MEP CONSULTANT	McD BERL		
LANDSCAPE CONSULTANT	-		
SUSTAINABILITY CONSULTANT	McD BERL		
DRG. NO		TD-A-904	

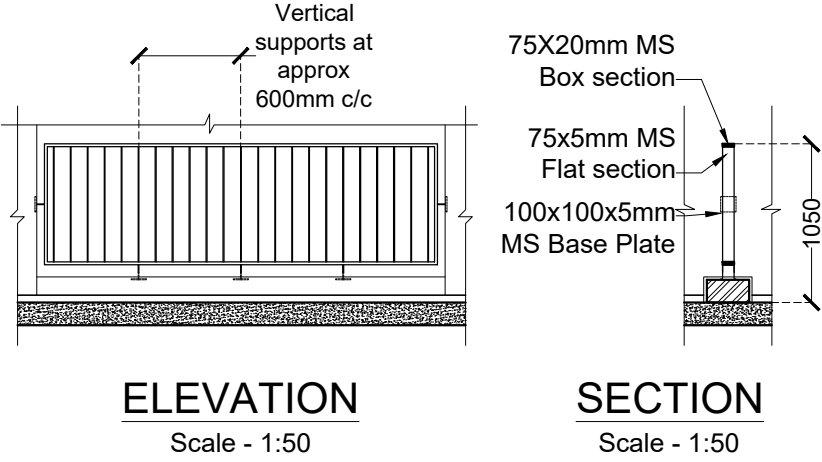


- SPECIFIC NOTES:**
- Contractor to prepare shop drawing of the screens and pergola and get approval from architect before execution on site.
 - All MS members to be painted with synthetic enamel paint of approved colour

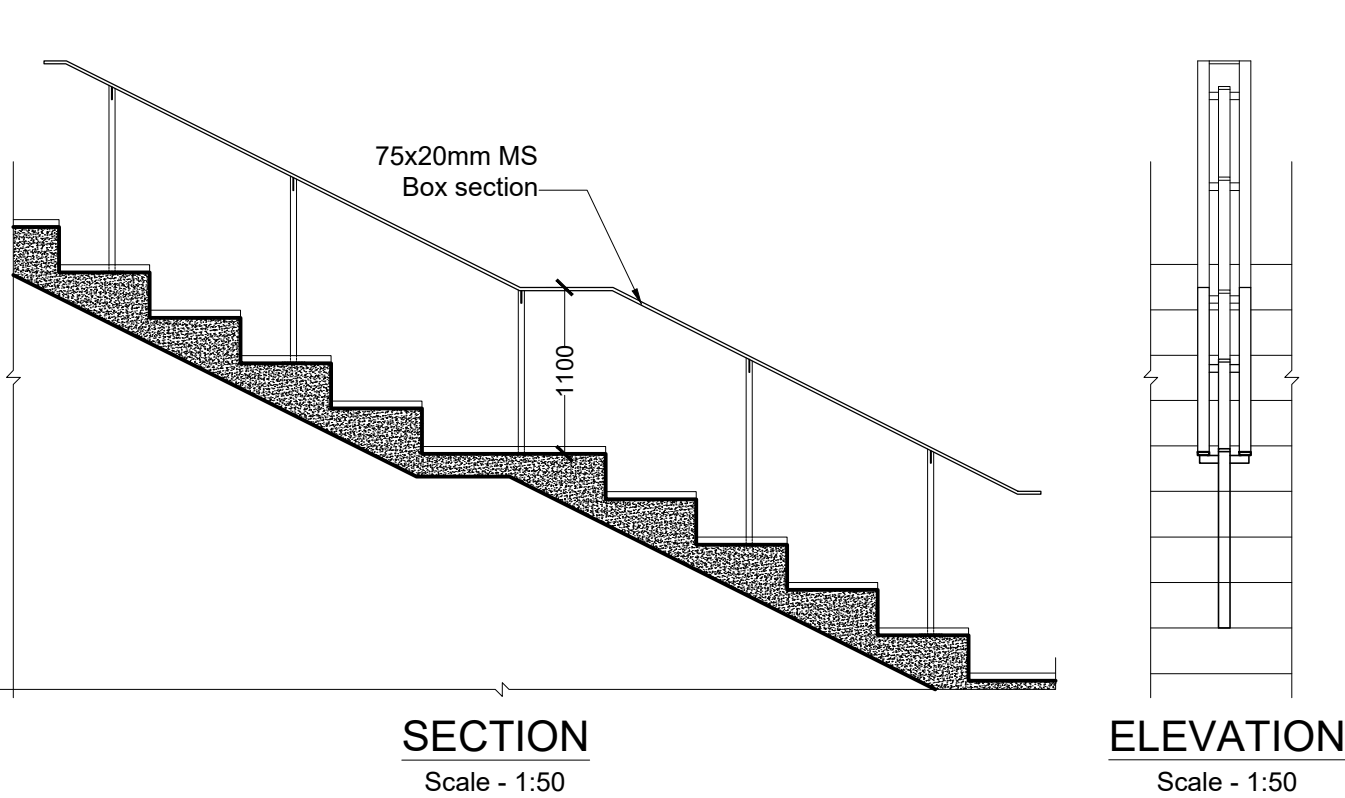
TENDER DRAWING
NOT FOR CONSTRUCTION

DCOOP
ARCHITECTURE DESIGN RESEARCH
UNIT NO. 109, 1ST FLOOR, SWASTIK CHAMBERS, S.G.BARVE MARG, CHEMBUR, MUMBAI - 400071
PH:+91 22 3515 4031 E-MAIL: mail@dcloop.in

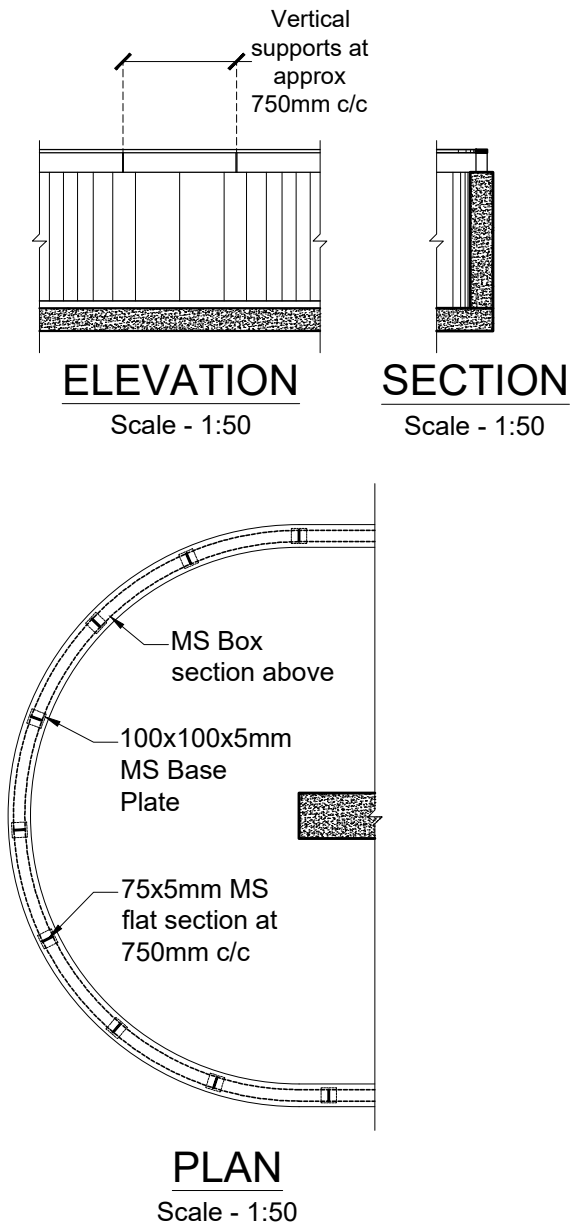
RAILING 1



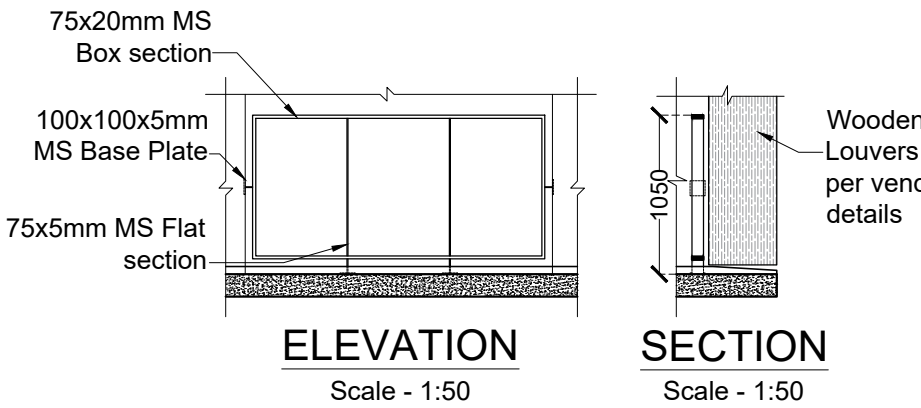
RAILING 2 (OUTDOOR)



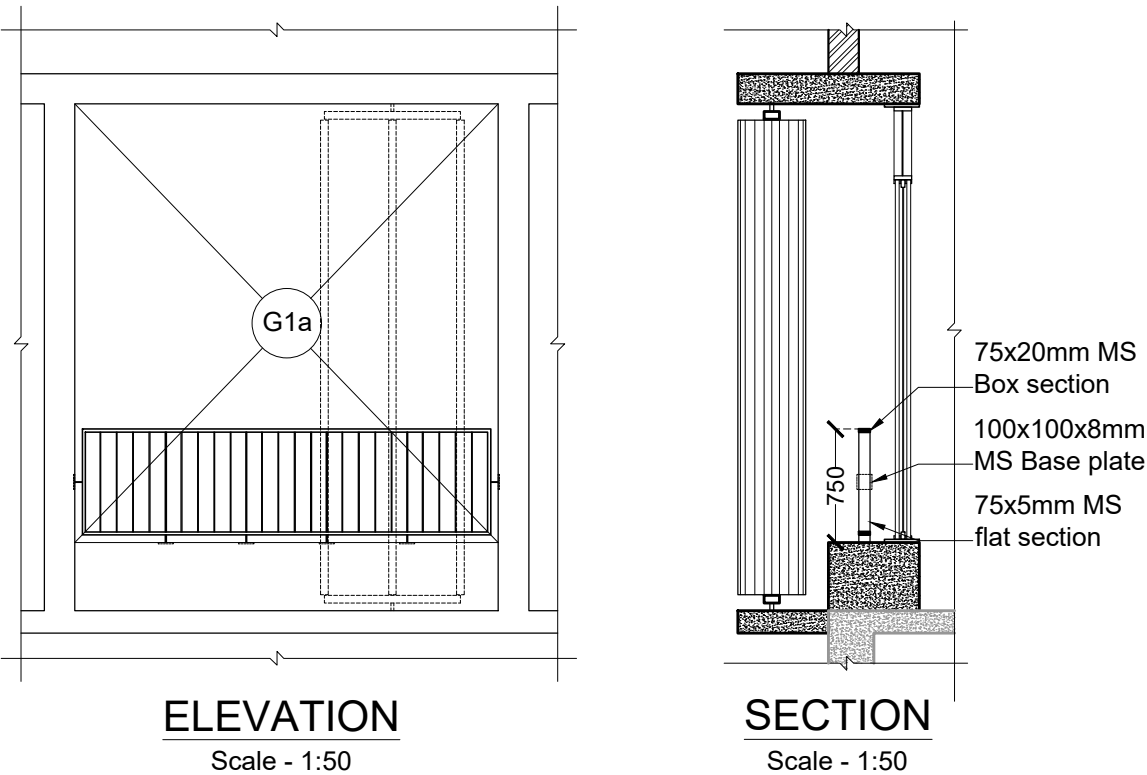
RAILING 4



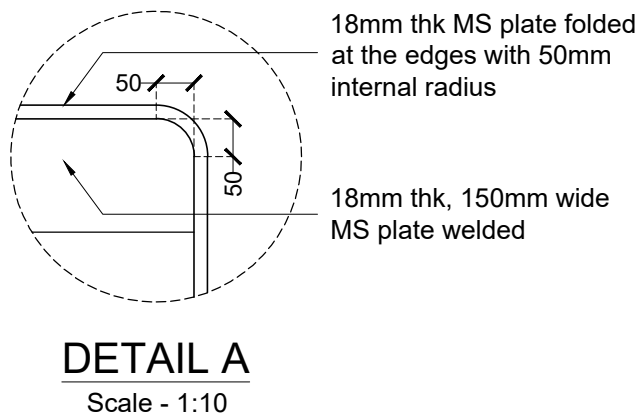
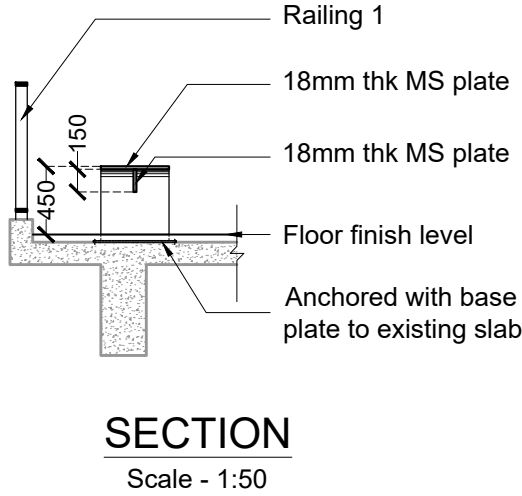
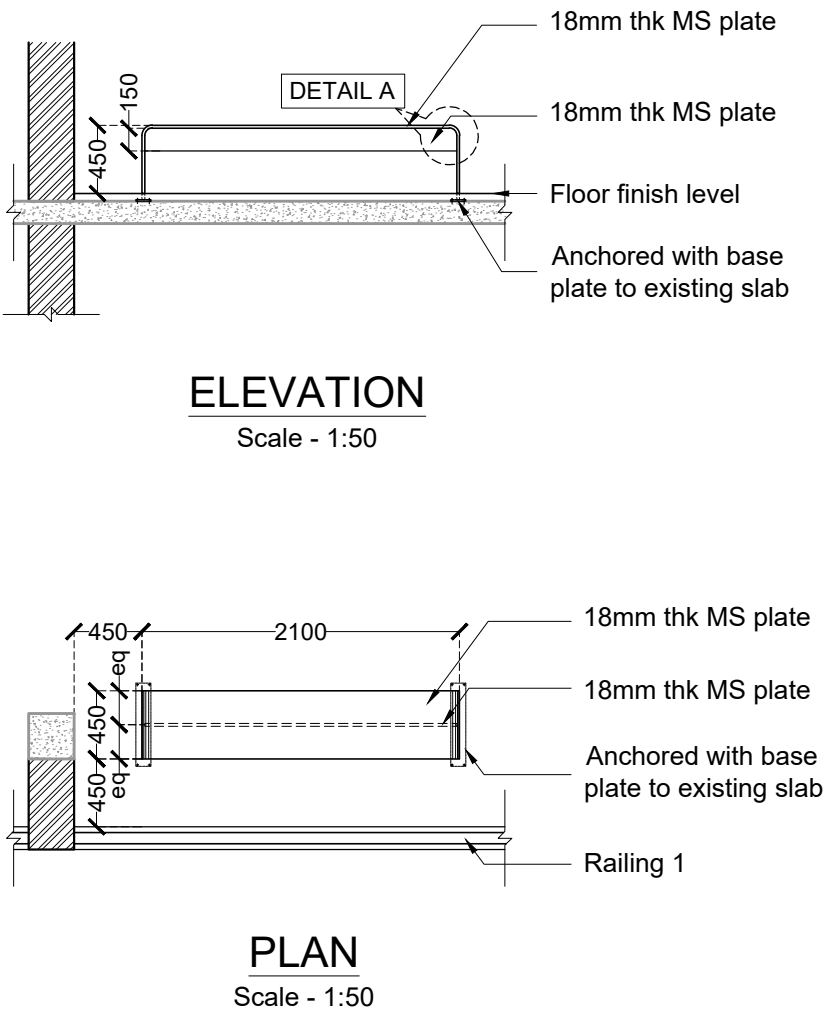
RAILING 3



RAILING 1A - GLAZING



MS BENCH (8 NO.)



GENERAL NOTES

- THIS DRAWING IS THE SOLE PROPERTY OF DESIGN COOPERATIVE AND IS NOT TO BE COPIED OR USED WITHOUT PRIOR PERMISSION.
- ALL DIMENSIONS IN THE DRAWING ARE TO BE READ AND NOT TO BE MEASURED.
- ANY DISCREPANCY BETWEEN DRAWINGS SHOULD BE BROUGHT TO THE ARCHITECTS NOTICE.
- ALL DIMENSIONS AND LEVELS ARE FROM UNFINISHED SURFACES.
- ALL ELECTRICAL WIRING TO BE CONCEALED IN WALL AND SLABS.
- ALL PLUMBING PIPES SHOULD BE TAKEN WITHIN DUCTS OF THE BUILDINGS.
- EXTERIOR AND INTERIOR WALLS TO BE TAKEN AS 230MM THICK FOR OAB AND 200MM THK FOR NFB AAC BLOCK UNLESS SPECIFIED.

NOTES

- FOR PLANS, REFER DWG NO. TD-A-201 TO TD-A-211.
- FOR SECTIONS AND ELEVATIONS, REFER DWG NO. TD-A-301 TO TD-A-305.
- FOR DOOR, WINDOW, VENTILATOR AND DUCT SHUTTER SCHEDULE AND DETAILS, REFER DWG NO. TD-A-401 TO A-408.
- FOR FLOORING LAYOUT AND DETAILS, REFER DWG NO. TD-A-701 TO TD-A-711.
- FOR MISCELLANEOUS DETAILS, REFER DWG NO. TD-A-902 TO TD-A-908.

LEGEND

- ⊙ DOORS
- ⊙ WINDOWS
- ⊙ VENTILATORS
- ⊙ DUCT SHUTTER
- ⊗ DUCT CUT OUT
- ▨ AAC BLOCKWALL
- ▨ EXISTING RCC
- ▨ PROPOSED RCC

REVISIONS

NO	DATE	DESCRIPTION

PROJECT :	OAB REDEVELOPMENT, NLSIU, BENGALURU		
CLIENT :	NLSIU		
TITLE :	RAILING & MS BENCH DETAILS		
DATE	24/12/2024	CHECKED	IP
DRAWN	IP/AD	APPROVED	QD
PROJ. NO	AD/0123	SCALE	1:50@A2

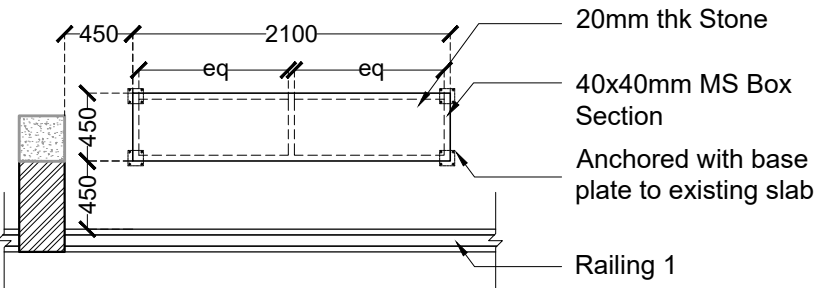
PMC	-	DRG. NO
MUNICIPAL CONSULTANT	-	TD-A-905-01
STRUCTURAL CONSULTANT	MANJUNATH & CO	
MEP CONSULTANT	McD BERL	
LANDSCAPE CONSULTANT	-	
SUSTAINABILITY CONSULTANT	McD BERL	

DCOOP
ARCHITECTURE DESIGN RESEARCH
UNIT NO. 109, 1ST FLOOR, SWASTIK CHAMBERS, S.G.BARVE MARG, CHEMBUR, MUMBAI - 400071
PH:+91 22 3515 4031 E-MAIL: mail@coop.in

TENDER DRAWING
NOT FOR CONSTRUCTION

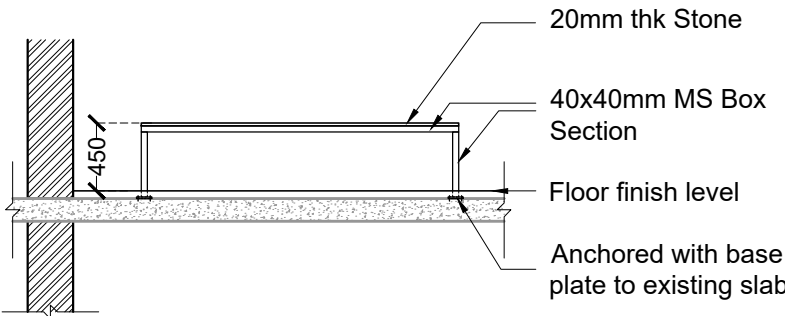
SPECIFIC NOTES:
Refer DWG no. 905-02 for MS bench options with details

MS BENCH OPTION 1 (8 NO.)



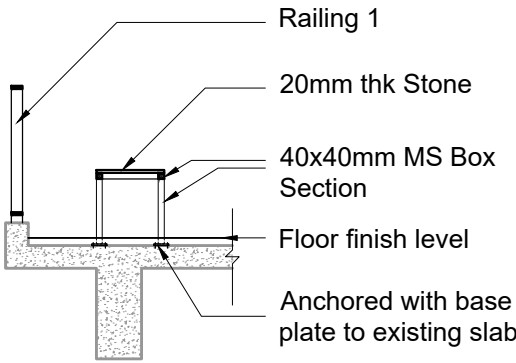
PLAN

Scale - 1:50



ELEVATION

Scale - 1:50



SECTION

Scale - 1:50

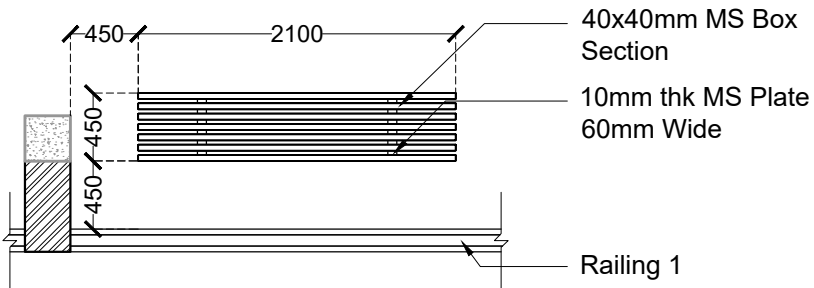
GENERAL NOTES

- THIS DRAWING IS THE SOLE PROPERTY OF DESIGN COOPERATIVE AND IS NOT TO BE COPIED OR USED WITHOUT PRIOR PERMISSION.
- ALL DIMENSIONS IN THE DRAWING ARE TO BE READ AND NOT TO BE MEASURED.
- ANY DISCREPANCY BETWEEN DRAWINGS SHOULD BE BROUGHT TO THE ARCHITECTS NOTICE.
- ALL DIMENSIONS AND LEVELS ARE FROM UNFINISHED SURFACES.
- ALL ELECTRICAL WIRING TO BE CONCEALED IN WALL AND SLABS.
- ALL PLUMBING PIPES SHOULD BE TAKEN WITHIN DUCTS OF THE BUILDINGS.
- EXTERIOR AND INTERIOR WALLS TO BE TAKEN AS 230MM THICK FOR OAB AND 200MM THK FOR NFB AAC BLOCK UNLESS SPECIFIED.

NOTES

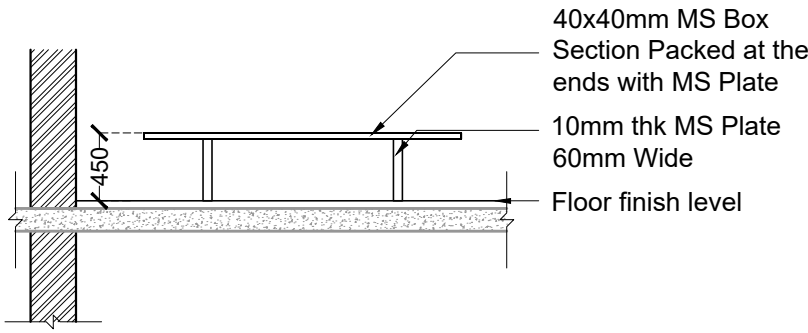
- FOR PLANS, REFER DWG NO. TD-A-201 TO TD-A-211.
- FOR SECTIONS AND ELEVATIONS, REFER DWG NO. TD-A-301 TO TD-A-305.
- FOR DOOR, WINDOW, VENTILATOR AND DUCT SHUTTER SCHEDULE AND DETAILS, REFER DWG NO. TD-A-401 TO A-408.
- FOR FLOORING LAYOUT AND DETAILS, REFER DWG NO. TD-A-701 TO TD-A-711.
- FOR MISCELLANEOUS DETAILS, REFER DWG NO. TD-A-902 TO TD-A-908.

MS BENCH OPTION 2 (8 NO.)



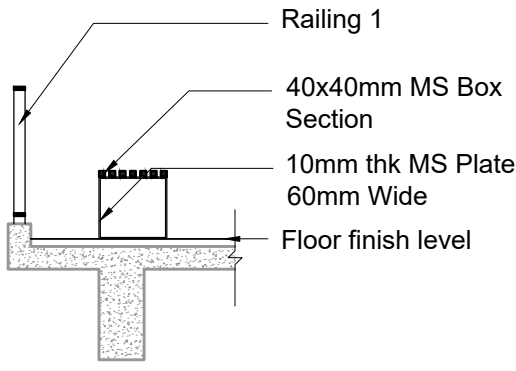
PLAN

Scale - 1:50



ELEVATION

Scale - 1:50



SECTION

Scale - 1:50

PROJECT : OAB REDEVELOPMENT, NLSIU, BENGALURU

CLIENT : NLSIU

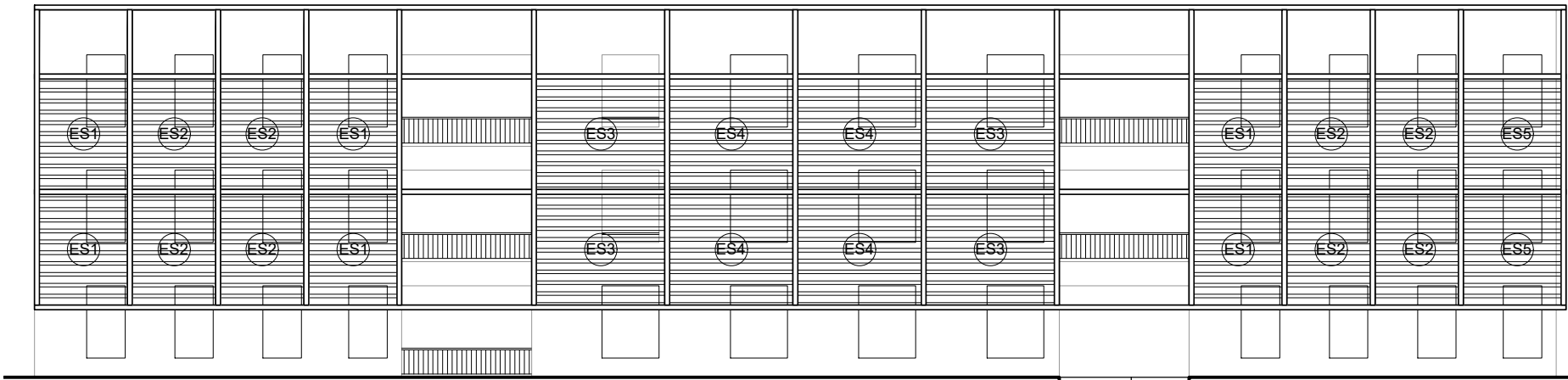
TITLE : MS BENCH OPTIONS DETAILS

DATE	24/12/2024	CHECKED	IP
DRAWN	AD	APPROVED	QD
PROJ. NO	AD/0123	SCALE	1:50@A3

PMC	: -	DRG .NO	
MUNICIPAL CONSULTANT	: -	TD-A-905-02	
STRUCTURAL CONSULTANT	: MANJUNATH & CO		
MEP CONSULTANT	: McD BERL		
LANDSCAPE CONSULTANT	: -		
SUSTAINABILITY CONSULTANT	: McD BERL		

TENDER DRAWING
NOT FOR CONSTRUCTION

DCOOP
ARCHITECTURE.DESIGN.RESEARCH
UNIT NO. 109, 1ST FLOOR, SWASTIK CHAMBERS, S.G.BARVE MARG,
CHEMBUR, MUMBAI - 400071
PH:+91 22 3515 4031 E-MAIL: mail@dc coop.in



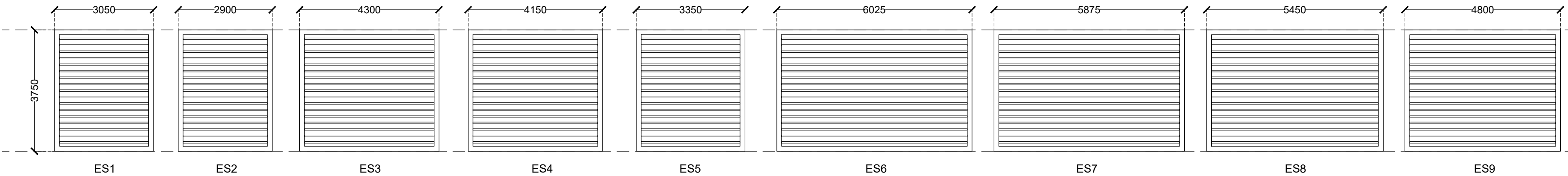
EAST ELEVATION

Scale- 1:200



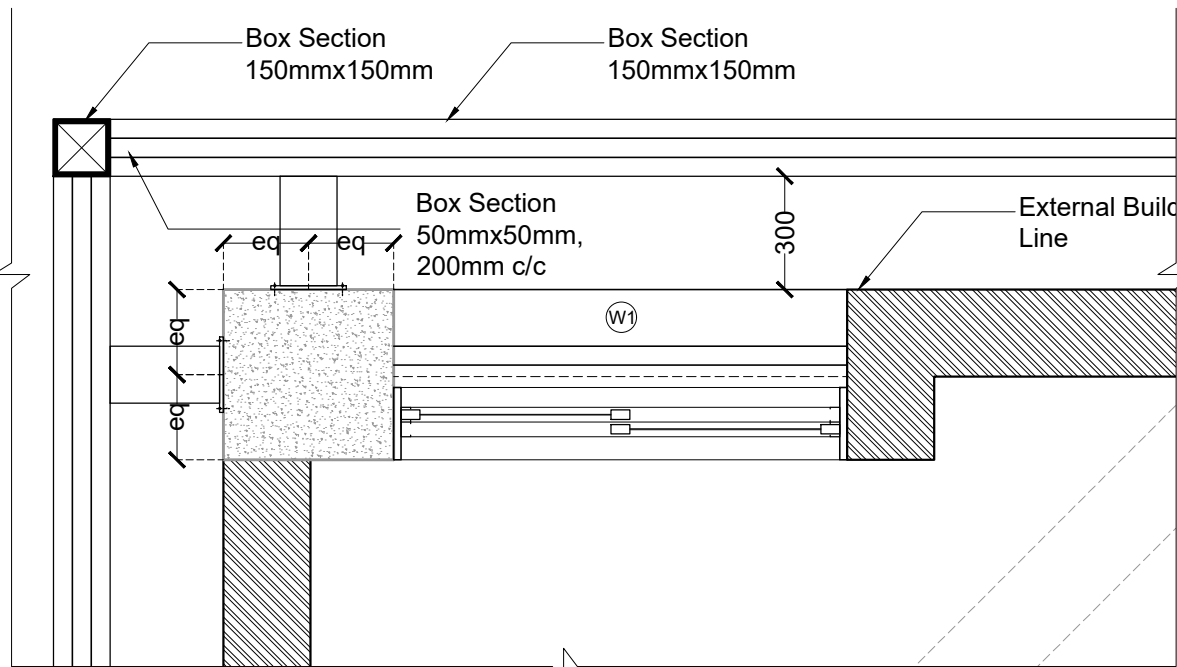
NORTH ELEVATION

Scale- 1:200



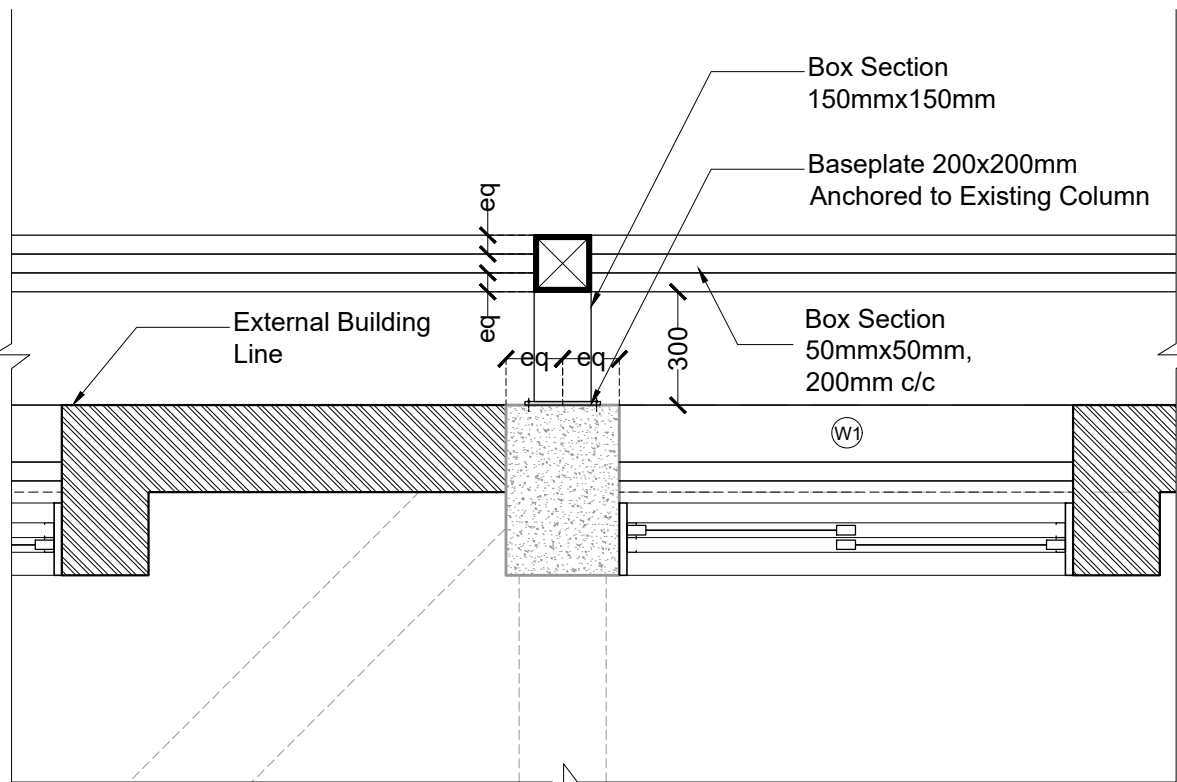
SCREEN TYPES ELEVATIONS

Scale- 1:100



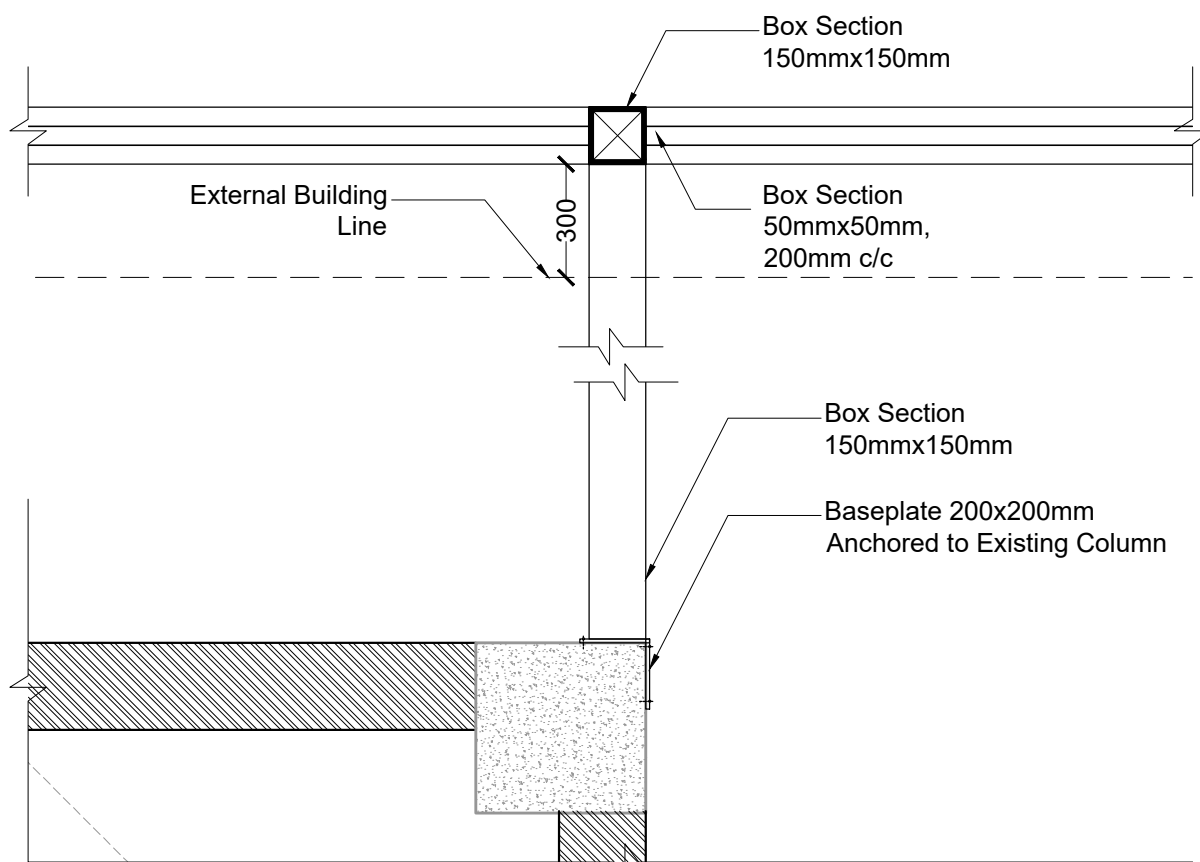
TYPICAL DETAIL AT SCREEN EDGE

(Scale- 1:20)



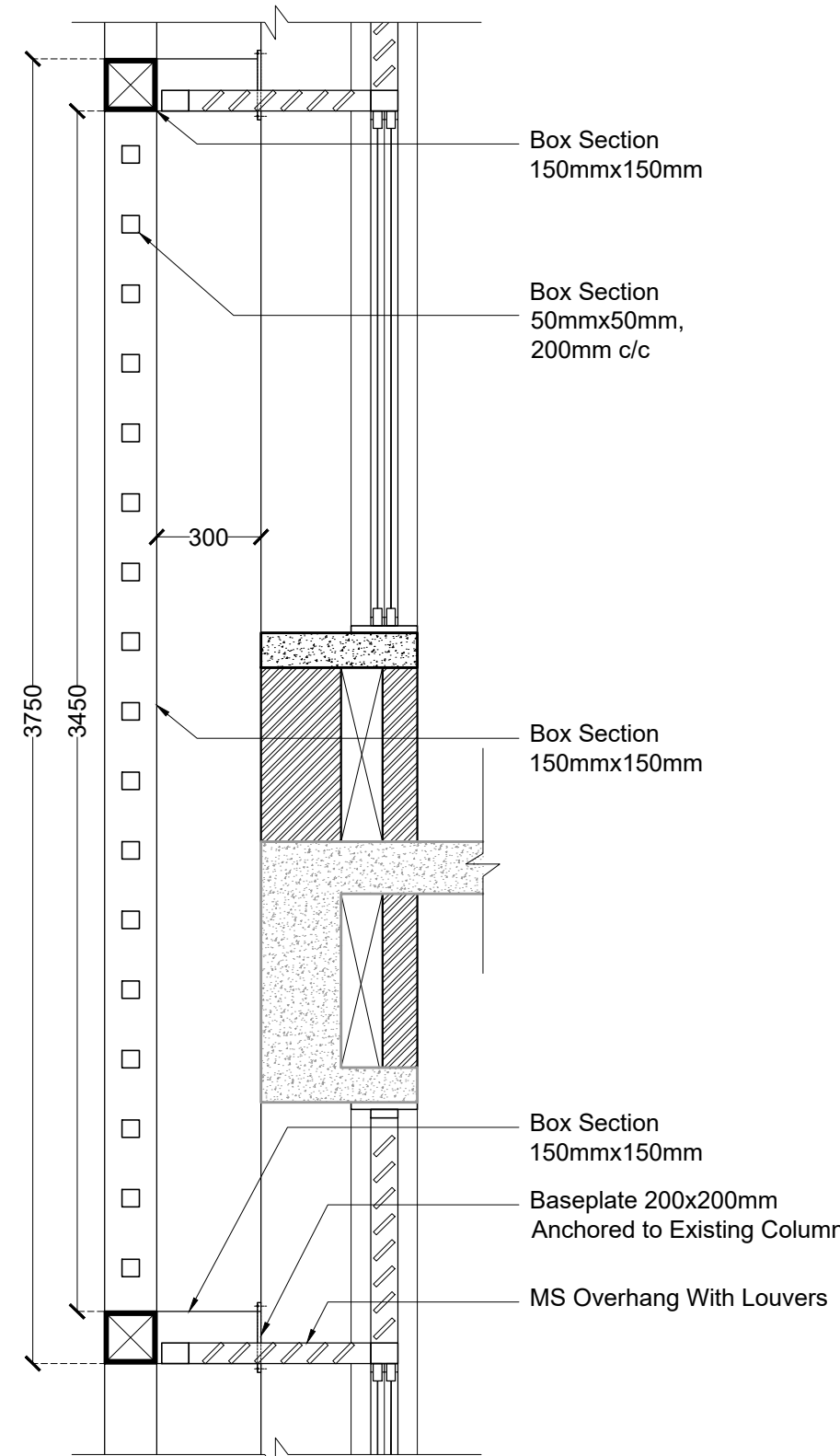
TYPICAL DETAIL WITH CONNECTION TO COLUMN CENTRE

(Scale- 1:20)



TYPICAL DETAIL WITH CONNECTION TO COLUMN AT EDGE

(Scale- 1:20)



TYPICAL SECTION

(Scale- 1:20)

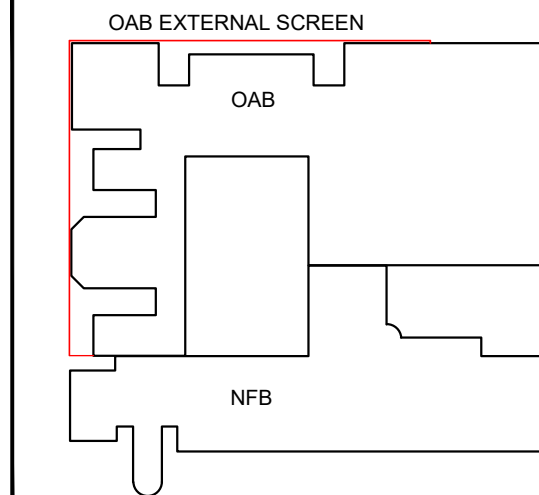
GENERAL NOTES

- THIS DRAWING IS THE SOLE PROPERTY OF DESIGN COOPERATIVE AND IS NOT TO BE COPIED OR USED WITHOUT PRIOR PERMISSION.
- ALL DIMENSIONS IN THE DRAWING ARE TO BE READ AND NOT TO BE MEASURED.
- ANY DISCREPANCY BETWEEN DRAWINGS SHOULD BE BROUGHT TO THE ARCHITECTS NOTICE.
- ALL DIMENSIONS AND LEVELS ARE FROM UNFINISHED SURFACES.
- ALL ELECTRICAL WIRING TO BE CONCEALED IN WALL AND SLABS.
- ALL PLUMBING PIPES SHOULD BE TAKEN WITHIN DUCTS OF THE BUILDINGS.
- EXTERIOR AND INTERIOR WALLS TO BE TAKEN AS 230MM THICK FOR OAB AND 200MM THK FOR NFB AAC BLOCK UNLESS SPECIFIED

NOTES

- FOR PLANS, REFER DWG NO. TD-A-201 TO TD-A-211.
- FOR SECTIONS AND ELEVATIONS, REFER DWG NO. TD-A-301 TO TD-A-305.
- FOR DOOR, WINDOW, VENTILATOR AND DUCT SHUTTER SCHEDULE AND DETAILS, REFER DWG NO. TD-A-401 TO A-408.
- FOR FLOORING LAYOUT AND DETAILS, REFER DWG NO. TD-A-701 TO TD-A-711.
- FOR MISCELLANEOUS DETAILS, REFER DWG NO. TD-A-902 TO TD-A-908.

KEY PLAN



LEGEND

- ⊙ DOORS
- ⊙ WINDOWS
- ⊙ VENTILATORS
- ⊙ DUCT SHUTTERS
- FF FIRE FIGHTING DUCT
- ⊙ AAC BLOCKWALL
- ⊙ DUCT CUT OUT
- ⊙ LEVELS
- SLOPE
- ⊙ EXISTING RCC
- ⊙ PROPOSED RCC

REVISIONS

NO	DATE	DESCRIPTION

PROJECT : OAB REDEVELOPMENT, NLSIU, BENGALURU

CLIENT : NLSIU

TITLE : OAB EXTERNAL SCREEN DETAILS

DATE	24/12/2024	CHECKED	IP
DRAWN	SM	APPROVED	QD
PROJ. NO	AD/0123	SCALE	1:75@A2

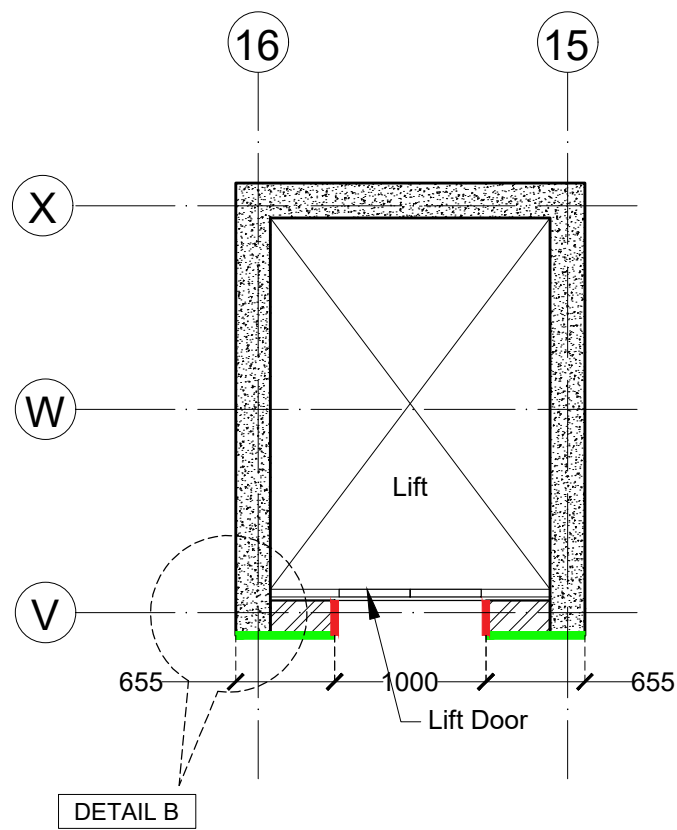
PMC	:-	DRG. NO
MUNICIPAL CONSULTANT	:-	TD-A-906-01
STRUCTURAL CONSULTANT	: MANJUNATH & CO	
MEP CONSULTANT	: McD BERL	
LANDSCAPE CONSULTANT	:-	
SUSTAINABILITY CONSULTANT	: McD BERL	

DCOOP
ARCHITECTURE DESIGN RESEARCH
UNIT NO. 109, 1ST FLOOR, SWASTIK CHAMBERS, S.G.BARVE MARG,
CHEMBUR, MUMBAI - 400071
PH:+91 22 3515 4031 E-MAIL: mail@dcoop.in

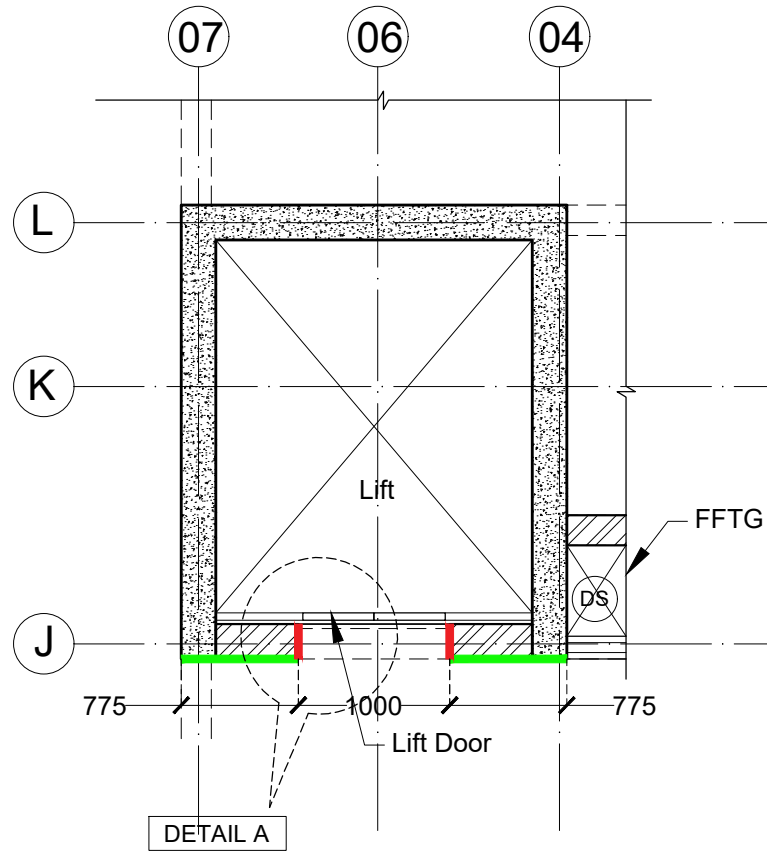
SPECIFIC NOTES:

All the connecting members are anchored to existing columns.
300mm is the minimum gap to be kept from external building line.
Aluminum overhang with louvers is given as shown in typical section for windows - W1, W2, W3, W5, W6, W7

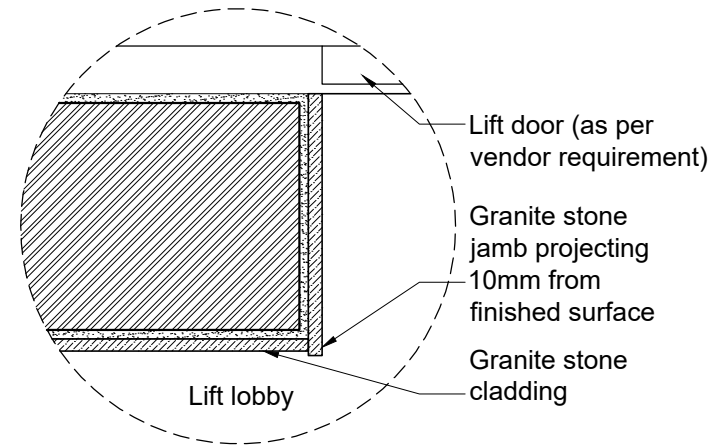
TENDER DRAWING
NOT FOR CONSTRUCTION



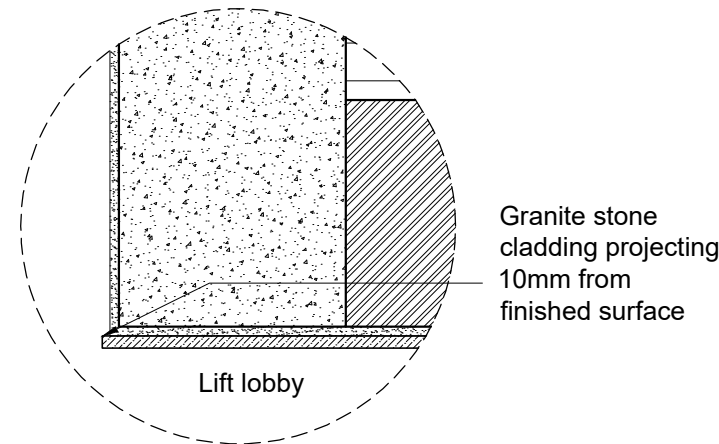
OAB LIFT LOBBY PLAN
(Scale 1:50)



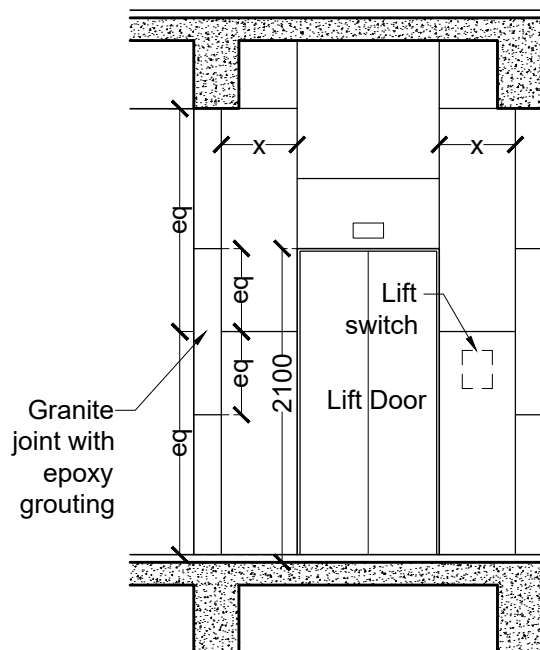
NFB LIFT LOBBY PLAN
(Scale 1:50)



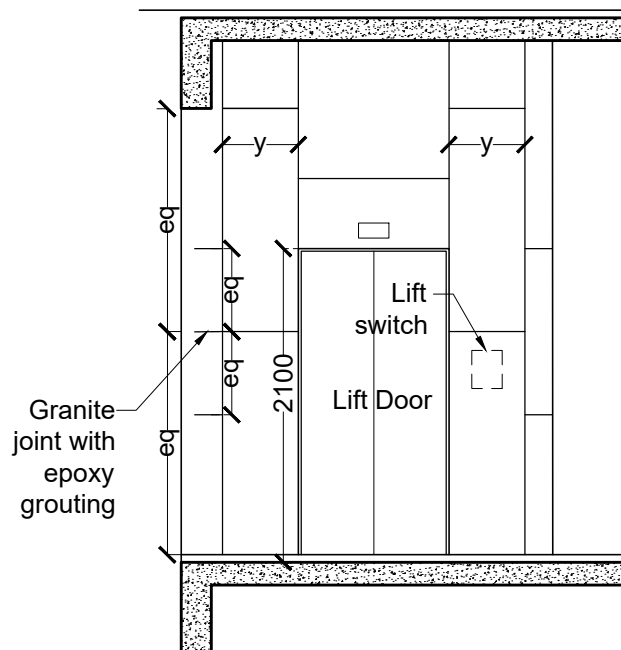
DETAIL A
Typical lift lobby cladding & jamb junction detail
(Scale 1:10)



DETAIL B
Typical lift lobby cladding end condition detail
(Scale 1:10)



TYPICAL OAB LIFT LOBBY CLADDING ELEVATION
(Scale 1:50)



TYPICAL NFB LIFT LOBBY CLADDING ELEVATION
(Scale 1:50)

GENERAL NOTES

- THIS DRAWING IS THE SOLE PROPERTY OF DESIGN COOPERATIVE AND IS NOT TO BE COPIED OR USED WITHOUT PRIOR PERMISSION.
- ALL DIMENSIONS IN THE DRAWING ARE TO BE READ AND NOT TO BE MEASURED.
- ANY DISCREPANCY BETWEEN DRAWINGS SHOULD BE BROUGHT TO THE ARCHITECTS NOTICE.
- ALL DIMENSIONS AND LEVELS ARE FROM UNFINISHED SURFACES.
- ALL ELECTRICAL WIRING TO BE CONCEALED IN WALL AND SLABS.
- ALL PLUMBING PIPES SHOULD BE TAKEN WITHIN DUCTS OF THE BUILDINGS.
- EXTERIOR AND INTERIOR WALLS TO BE TAKEN AS 230MM THICK FOR OAB AND 200MM THK FOR NFB AAC BLOCK UNLESS SPECIFIED.

NOTES

- FOR PLANS, REFER DWG NO. TD-A-201 TO TD-A-211.
- FOR SECTIONS AND ELEVATIONS, REFER DWG NO. TD-A-301 TO TD-A-305.
- FOR DOOR, WINDOW, VENTILATOR AND DUCT SHUTTER SCHEDULE AND DETAILS, REFER DWG NO. TD-A-401 TO A-408.
- FOR FLOORING LAYOUT AND DETAILS, REFER DWG NO. TD-A-701 TO TD-A-711.
- FOR MISCELLANEOUS DETAILS, REFER DWG NO. TD-A-902 TO TD-A-908.

LEGEND

- Granite cladding
- Granite jamb to be joint free
- DOORS (D) VENTILATORS (V)
- WINDOWS (W) DUCT SHUTTERS (DS)
- RCC
- DUCT CUT OUT
- AAC BLOCKWALL

PROJECT : OAB REDEVELOPMENT,
NLSIU, BENGALURU

CLIENT : NLSIU

TITLE : LIFT LOBBY CLADDING
DETAILS

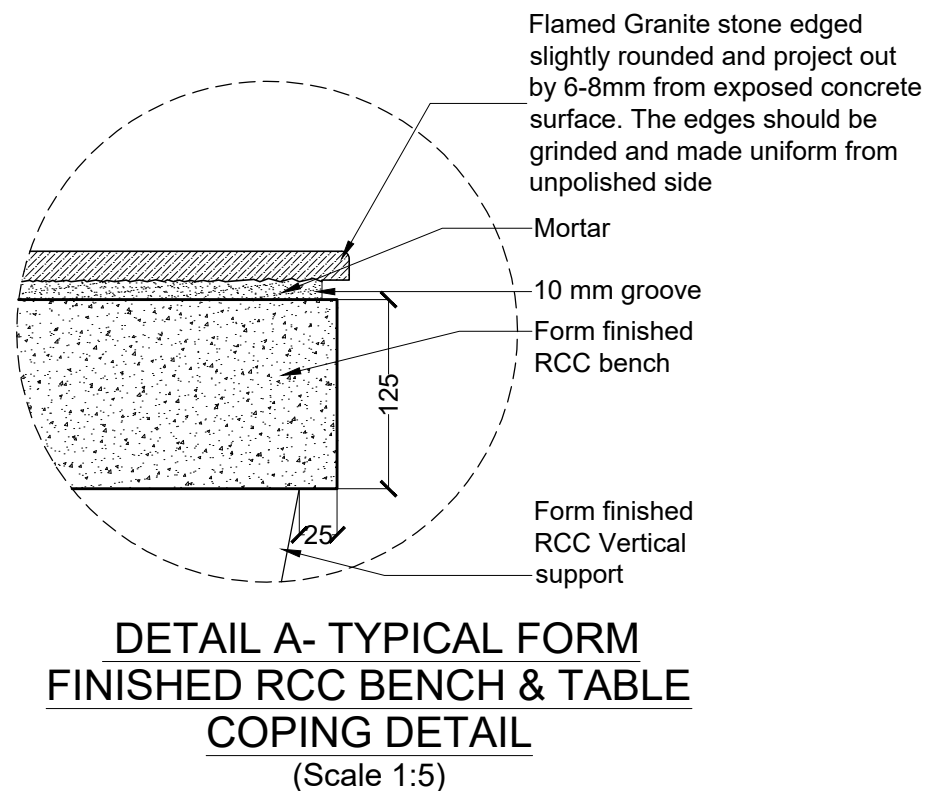
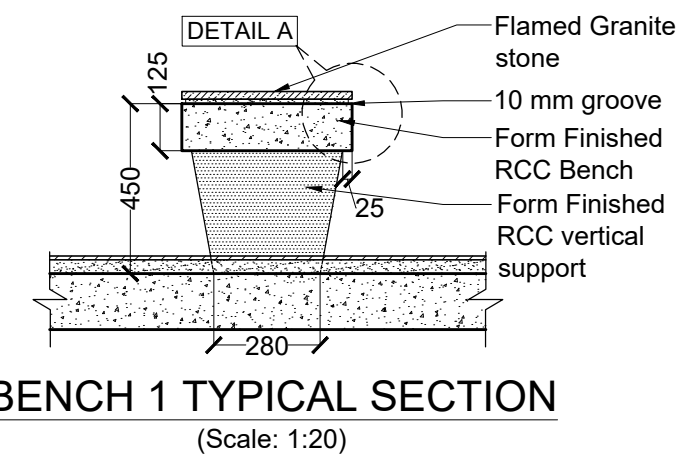
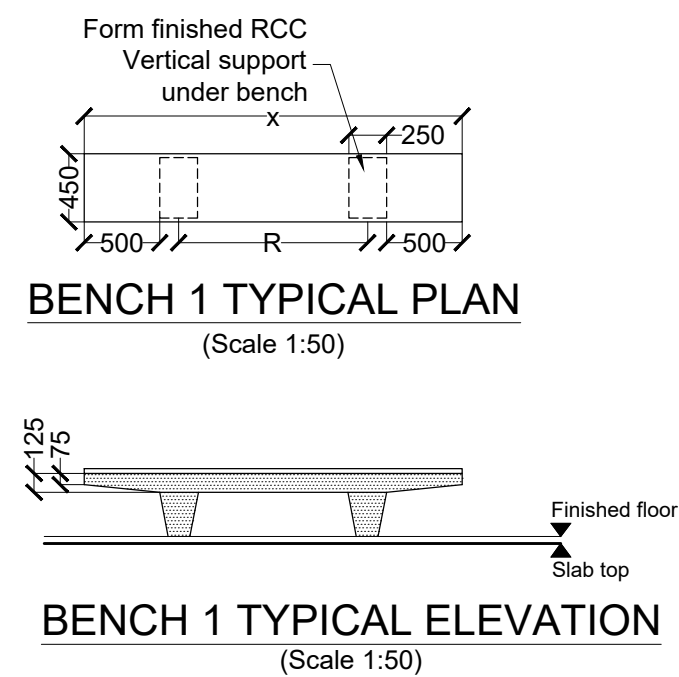
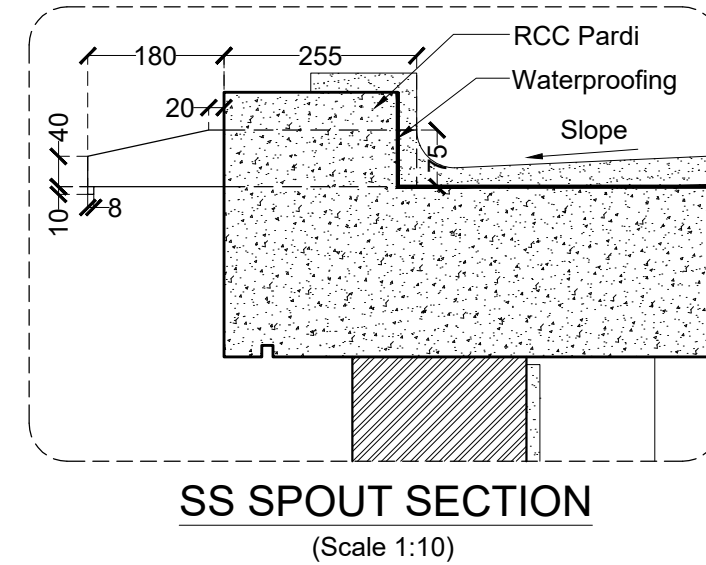
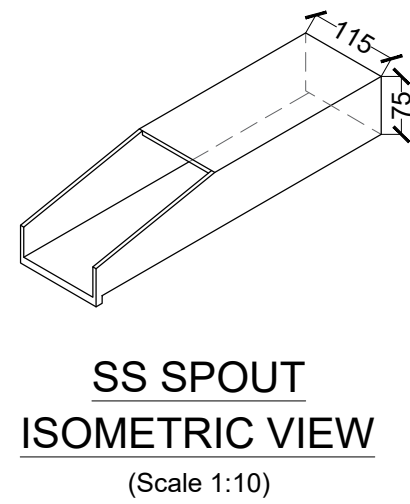
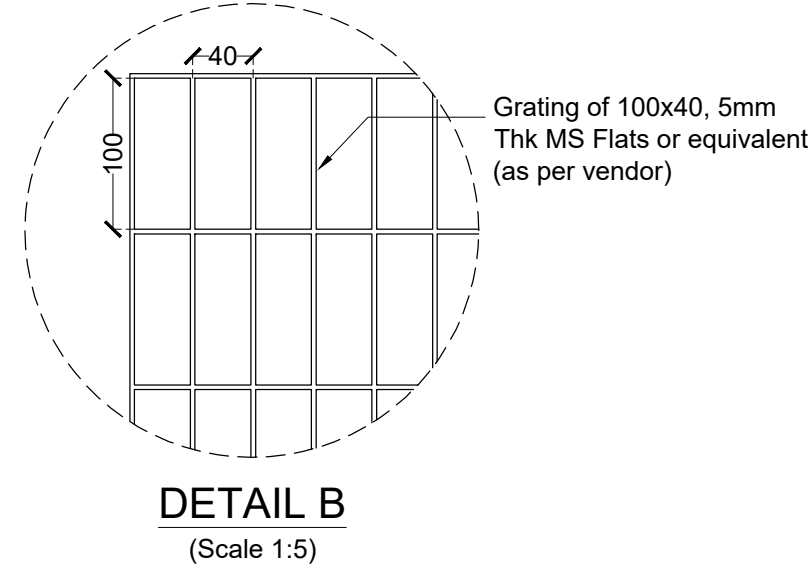
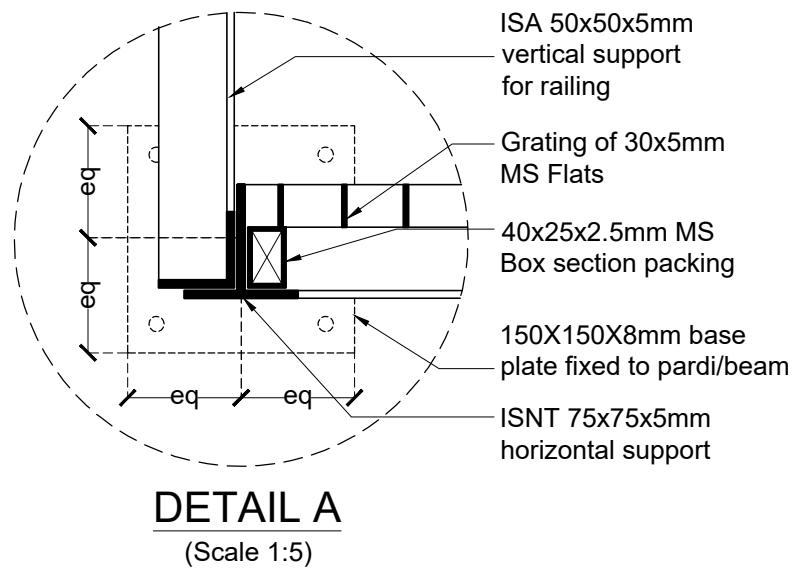

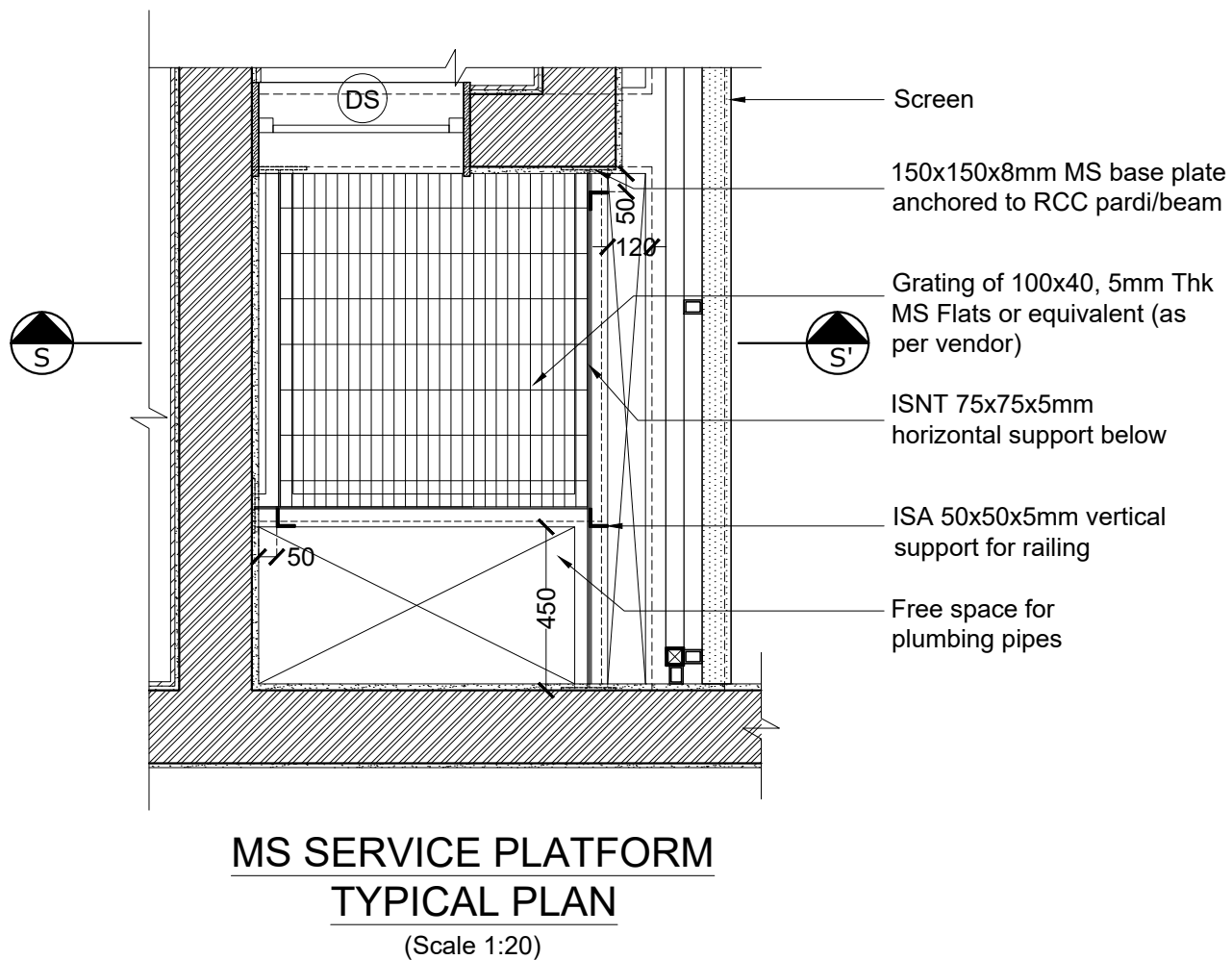
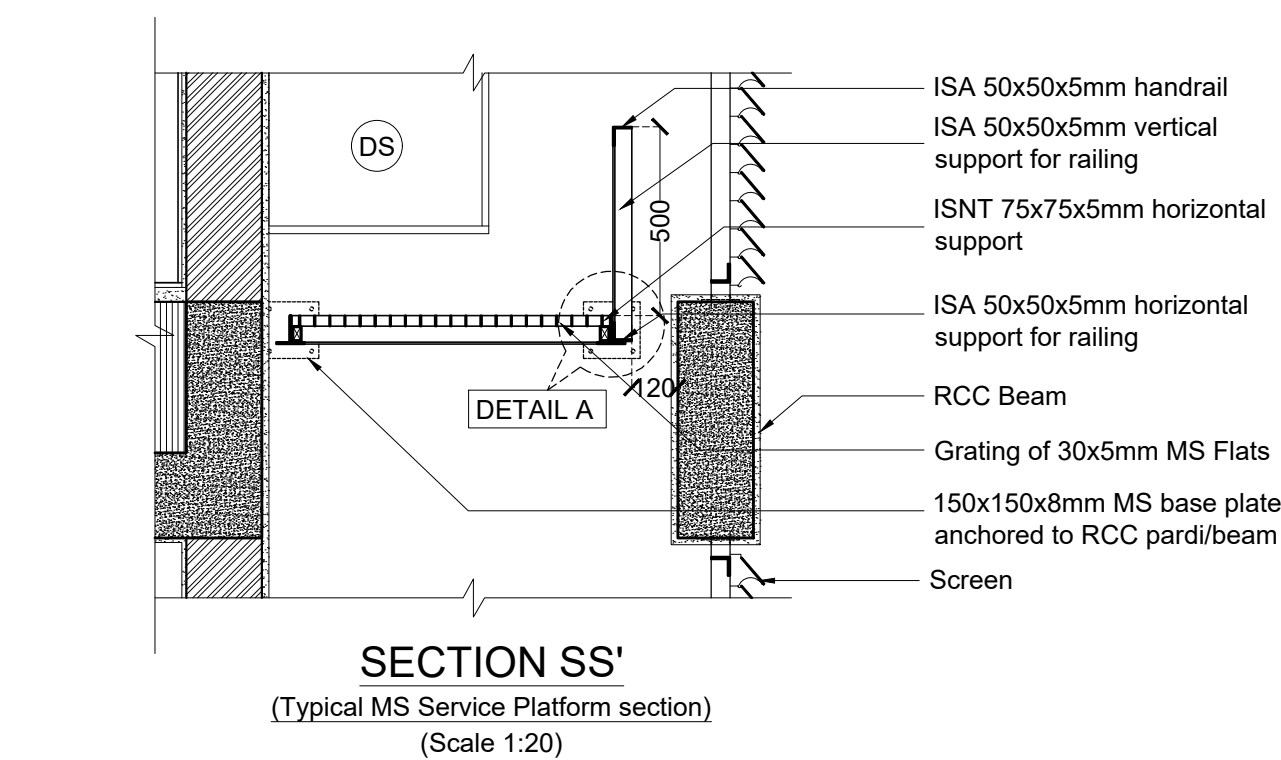
DATE	24/12/2024	CHECKED	IP
DRAWN	IP/AD	APPROVED	QD
PROJ. NO	AD/0123	SCALE	VARIES@A3

PMC	-	DRG .NO	
MUNICIPAL CONSULTANT	-	TD-A-907	
STRUCTURAL CONSULTANT	MANJUNATH & CO		
MEP CONSULTANT	McD BERL		
LANDSCAPE CONSULTANT	-		
SUSTAINABILITY CONSULTANT	McD BERL		

DCOOP
ARCHITECTURE.DESIGN.RESEARCH

UNIT NO. 109, 1ST FLOOR, SWASTIK CHAMBERS, S.G.BARVE MARG,
CHEMBUR, MUMBAI - 400071
PH:+91 22 3515 4031 E-MAIL: mail@dcoop.in

TENDER DRAWING
NOT FOR CONSTRUCTION



GENERAL NOTES

- THIS DRAWING IS THE SOLE PROPERTY OF DESIGN COOPERATIVE AND IS NOT TO BE COPIED OR USED WITHOUT PRIOR PERMISSION.
- ALL DIMENSIONS IN THE DRAWING ARE TO BE READ AND NOT TO BE MEASURED.
- ANY DISCREPANCY BETWEEN DRAWINGS SHOULD BE BROUGHT TO THE ARCHITECTS NOTICE.
- ALL DIMENSIONS AND LEVELS ARE FROM UNFINISHED SURFACES.
- ALL ELECTRICAL WIRING TO BE CONCEALED IN WALL AND SLABS.
- ALL PLUMBING PIPES SHOULD BE TAKEN WITHIN DUCTS OF THE BUILDINGS.
- EXTERIOR AND INTERIOR WALLS TO BE TAKEN AS 230MM THICK FOR OAB AND 200MM THK FOR NFB AAC BLOCK UNLESS SPECIFIED.

NOTES

- FOR PLANS, REFER DWG NO. TD-A-201 TO TD-A-211.
- FOR SECTIONS AND ELEVATIONS, REFER DWG NO. TD-A-301 TO TD-A-305.
- FOR DOOR, WINDOW, VENTILATOR AND DUCT SHUTTER SCHEDULE AND DETAILS, REFER DWG NO. TD-A-401 TO A-408.
- FOR FLOORING LAYOUT AND DETAILS, REFER DWG NO. TD-A-701 TO TD-A-711.
- FOR MISCELLANEOUS DETAILS, REFER DWG NO. TD-A-902 TO TD-A-908.

LEGEND

- D DOORS
- W WINDOWS
- V VENTILATORS
- DS DUCT SHUTTER
- DUCT CUT OUT
- AAC BLOCKWALL
- EXISTING RCC
- PROPOSED RCC

REVISIONS

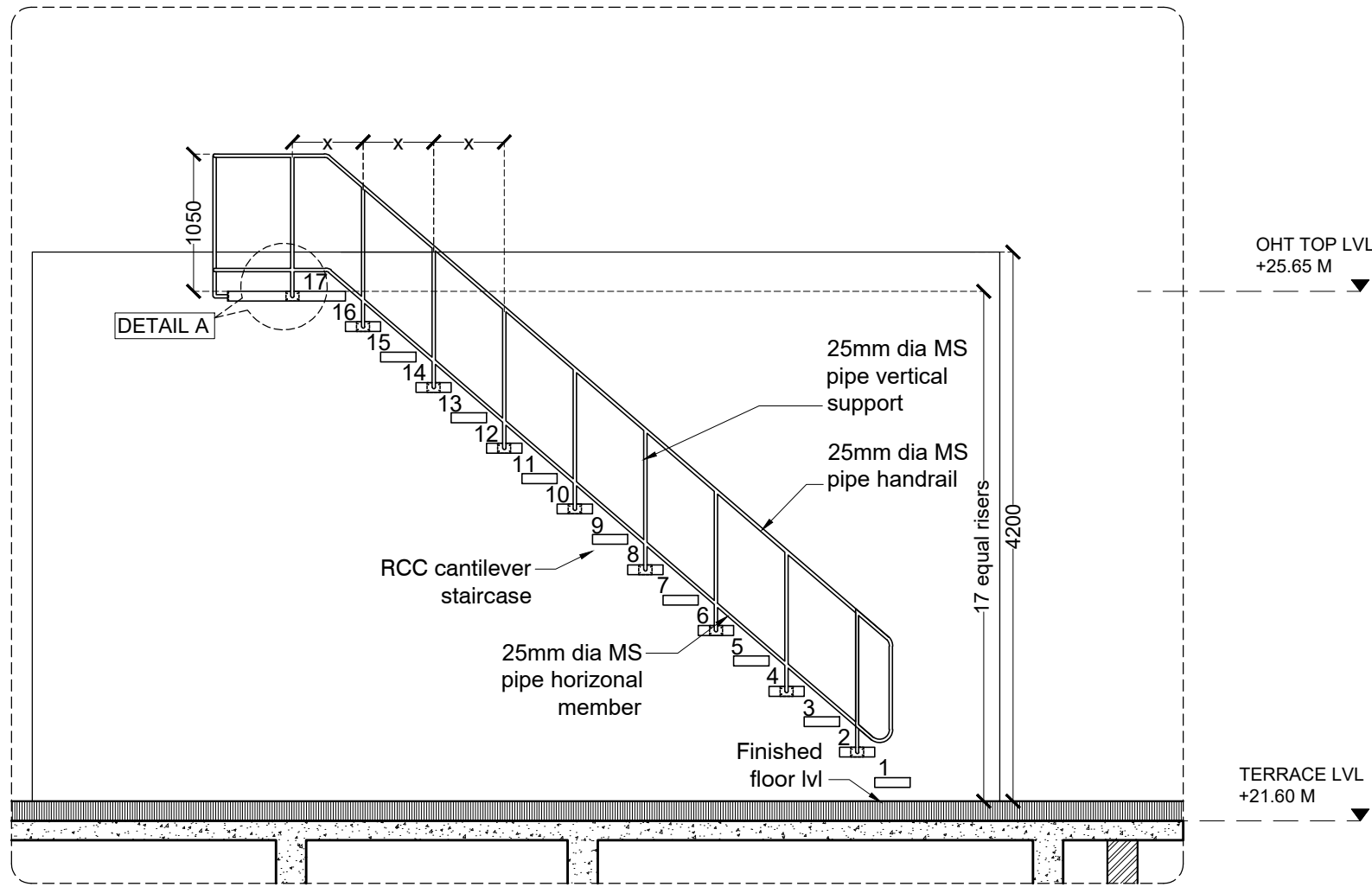
NO	DATE	DESCRIPTION

PROJECT :	OAB REDEVELOPMENT NLSIU, BENGALURU		
CLIENT :	NLSIU		
TITLE :	SERVICES PLATFORM, SPOUT DETAILS & RCC BENCH DETAILS		
DATE	24/12/2024	CHECKED	IP
DRAWN	IP/AD	APPROVED	QD
PROJ. NO	AD/0123	SCALE	VARIES@

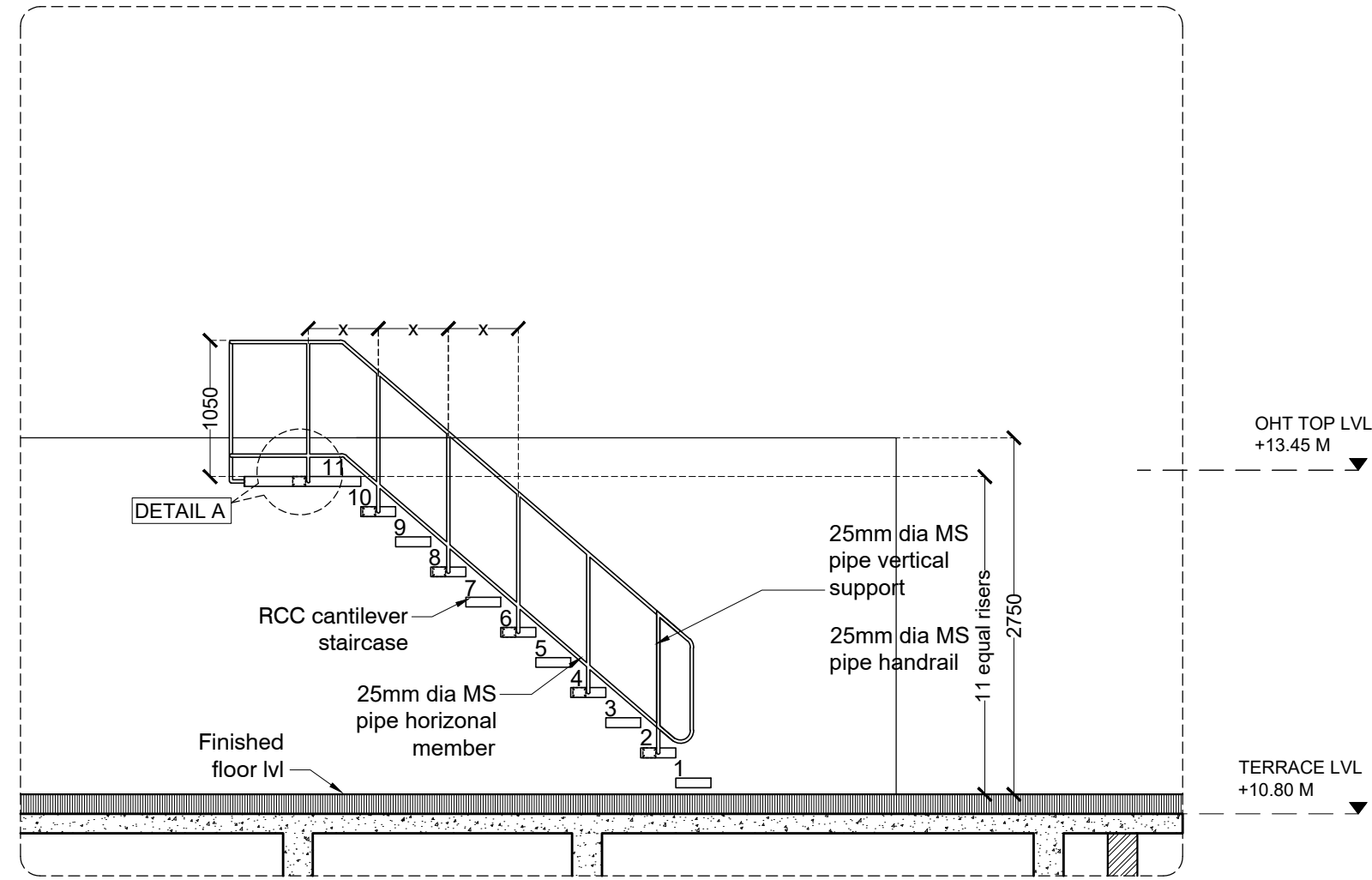
PMC	:-	DRG. NO
MUNICIPAL CONSULTANT	:-	TD-A-908
STRUCTURAL CONSULTANT	: MANJUNATH & CO	
MEP CONSULTANT	: McD BERL	
LANDSCAPE CONSULTANT	:-	
SUSTAINABILITY CONSULTANT	: McD BERL	

DCOOP ARCHITECTURE.DESIGN.RESEARCH UNIT NO. 109, 1ST FLOOR, SWASTIK CHAMBERS, S.G.BARVE MARG, CHEMBUR, MUMBAI - 400071 PH:+91 22 3515 4031 E-MAIL: mail@dcoop.in
--

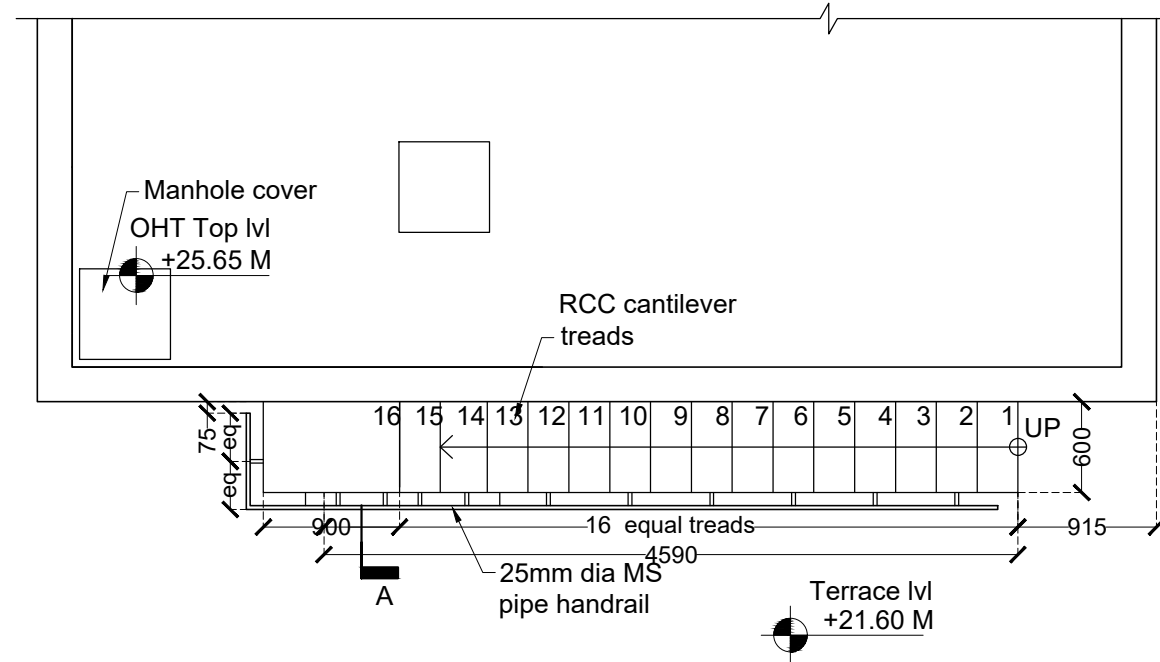
TENDER DRAWING
NOT FOR CONSTRUCTION



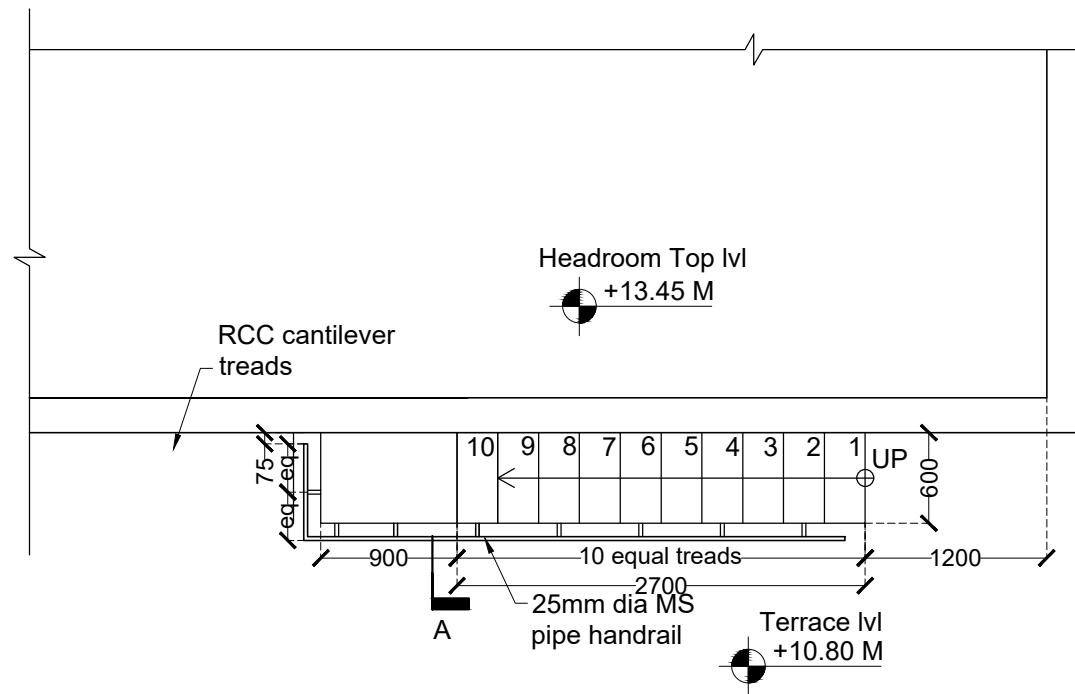
**TYPICAL RCC STAIRCASE ELEVATION-
TERRACE TO OHT TOP**
(Scale- 1:50)



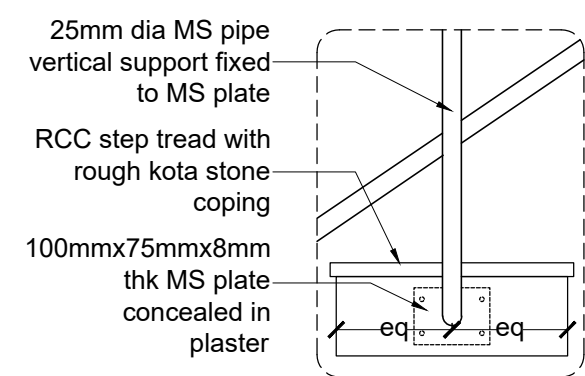
**TYPICAL RCC STAIRCASE ELEVATION-
TERRACE TO OHT TOP**
(Scale- 1:50)



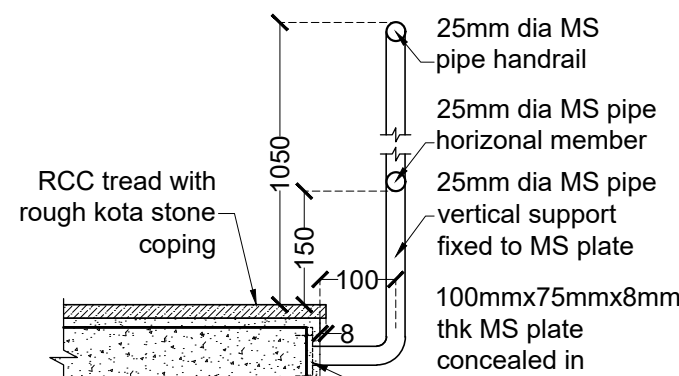
**TYPICAL RCC STAIRCASE PLAN-
TERRACE TO OHT TOP**
(Scale- 1:50)



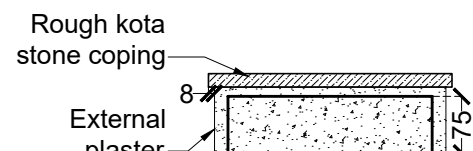
**TYPICAL RCC STAIRCASE PLAN-
OAB TERRACE TO OHT TOP**
(Scale- 1:50)



**TYPICAL RCC TREAD
HANRAIL FIXING
ELEVATION**
(Scale 1:10)



**PART SECTION A-
Typical RCC tread handrail fixing detail**
(Scale 1:10)



**TYPICAL RCC
TREAD SECTION**
(Scale 1:10)

GENERAL NOTES

- THIS DRAWING IS THE SOLE PROPERTY OF DESIGN COOPERATIVE AND IS NOT TO BE COPIED OR USED WITHOUT PRIOR PERMISSION.
- ALL DIMENSIONS IN THE DRAWING ARE TO BE READ AND NOT TO BE MEASURED.
- ANY DISCREPANCY BETWEEN DRAWINGS SHOULD BE BROUGHT TO THE ARCHITECTS NOTICE.
- ALL DIMENSIONS AND LEVELS ARE FROM UNFINISHED SURFACES.
- ALL ELECTRICAL WIRING TO BE CONCEALED IN WALL AND SLABS.
- ALL PLUMBING PIPES SHOULD BE TAKEN WITHIN DUCTS OF THE BUILDINGS.
- EXTERIOR AND INTERIOR WALLS TO BE TAKEN AS 230MM THICK FOR OAB AND 200MM THK FOR NFB AAC BLOCK UNLESS SPECIFIED.

NOTES

- FOR PLANS, REFER DWG NO. TD-A-201 TO TD-A-211.
- FOR SECTIONS AND ELEVATIONS, REFER DWG NO. TD-A-301 TO TD-A-305.
- FOR DOOR, WINDOW, VENTILATOR AND DUCT SHUTTER SCHEDULE AND DETAILS, REFER DWG NO. TD-A-401 TO A-408.
- FOR FLOORING LAYOUT AND DETAILS, REFER DWG NO. TD-A-701 TO TD-A-711.
- FOR MISCELLANEOUS DETAILS, REFER DWG NO. TD-A-902 TO TD-A-908.

LEGEND

- (D) DOORS
- (W) WINDOWS
- (V) VENTILATORS
- (DS) DUCT SHUTTER
- DUCT CUT OUT
- AAC BLOCKWALL
- EXISTING RCC
- PROPOSED RCC

REVISIONS

NO	DATE	DESCRIPTION

PROJECT : OAB REDEVELOPMENT,
NLSIU, BENGALURU

CLIENT : NLSIU

TITLE : OHT & MUMTY STAIRCASE
DETAILS

DATE	24/12/2024	CHECKED	IP
DRAWN	SF	APPROVED	QD
PROJ. NO	AD/0123	SCALE	VARIES@A2

PMC	:-	DRG. NO
MUNICIPAL CONSULTANT	:-	TD-A-909
STRUCTURAL CONSULTANT	: MANJUNATH & CO	
MEP CONSULTANT	: McD BERL	
LANDSCAPE CONSULTANT	:-	
SUSTAINABILITY CONSULTANT	: McD BERL	

DCOOP
ARCHITECTURE.DESIGN.RESEARCH
UNIT NO. 109, 1ST FLOOR, SWASTIK CHAMBERS, S.G.BARVE MARG,
CHEMBUR, MUMBAI - 400071
PH:+91 22 3515 4031 E-MAIL: mail@dcloop.in

TENDER DRAWING
NOT FOR CONSTRUCTION

STRUCTURAL TENDER DRAWINGS

OAB REDEVELOPMENT, NLSIU, BENGALURU

Dec 2024

OAB REDEVELOPMENT, NLSIU, BENGALURU - TENDER STAGE DRAWINGS (NOT FOR CONSTRUCTION)

LIST OF DRAWINGS:

- STRUCTURAL DRAWINGS:

1.

TD-S-101-01

Column centerline layout

2.

TD-S-101-02

Column centerline layout

3.

TD-S-102-01

NFB and Entrance Lobby Foundation layout

4.

TD-S-102-02

Entrance Foyer Foundation layout

5.

TD-S-102-03

Entrance Foyer Foundation layout

6.

TD-S-201

Ground Floor Shuttering layout

7.

TD-S-202

First Floor Shuttering layout

8.

TD-S-203

Second Floor Shuttering layout

9.

TD-S-204

Third Floor Shuttering layout

10.

TD-S-205

Fourth Floor Shuttering layout

11.

TD-S-206

Fifth Floor and Terrace Shuttering layout
- MISCELLANEOUS DETAILS:

1.

TD-S-401-01

Truss Details

2.

TD-S-401-02

Truss Details
- STAIRCASE DETAILS:

1.

TD-S-501

Staircase 1 Details

2.

TD-S-502-01

Staircase 2 Details

3.

TD-S-502-02

Staircase 2 Details

4.

TD-S-503

Staircase 3 Details

5.

TD-S-504

Staircase 4 Detail

CLIENT

:

NLSIU
Gnana Bharathi Main Rd, opp. NAAC,
Teachers Colony, Naagarabhaavi, Bengaluru,
Karnataka 560072

CONSULTING ARCHITECT

:

Design Cooperative (DCOOP Architects)
Unit No. 109, 1st Floor,Swastik Chambers,
S.G.Barve Marg,Chembur, Mumbai-400071
PH: +91 22 3515 4031
Email: mail@dcoop.in

STRUCTURAL CONSULTANT

:

Manjunath & Co. Consulting engineers
#236, 5th Cross,
K.G.Nagar, Bangalore - 19
PH: (080)6616610, 6616611
Email: manjaxe2010@gmail.com

MEP CONSULTANT

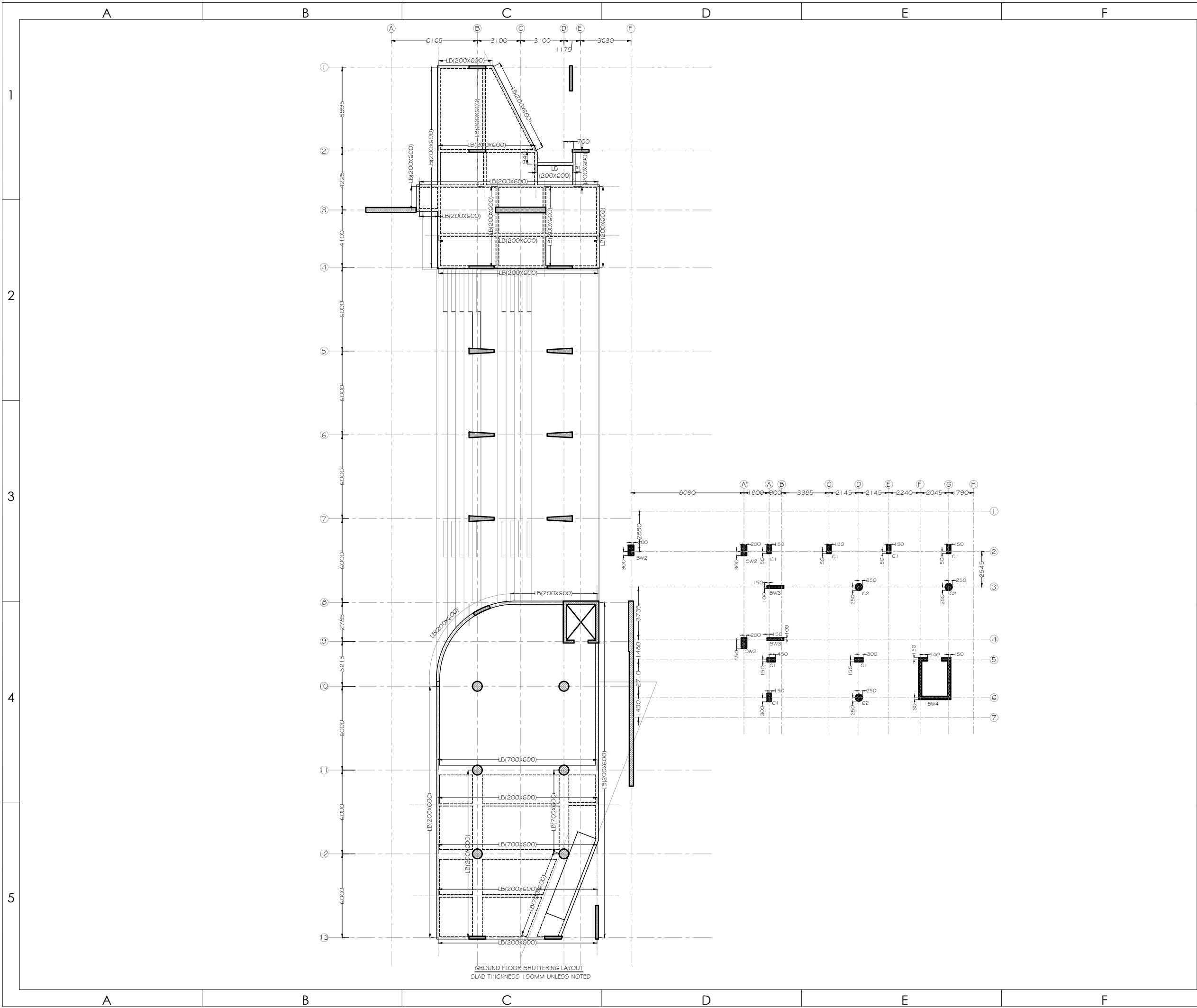
:

Mc D Built Environment Research
Laboratory Pvt Ltd,
Green building,Sustainability and MEP
services,
No 12,Subramanya Arcade, Tower B ,
Opposite to Jalbhavan, Old
Gurappanapalya, BTM 1st stage
,Bannerghтта road ,Bangalore-560 029.
PH: +91 80 41222020,
URL: www.mcdberl.com

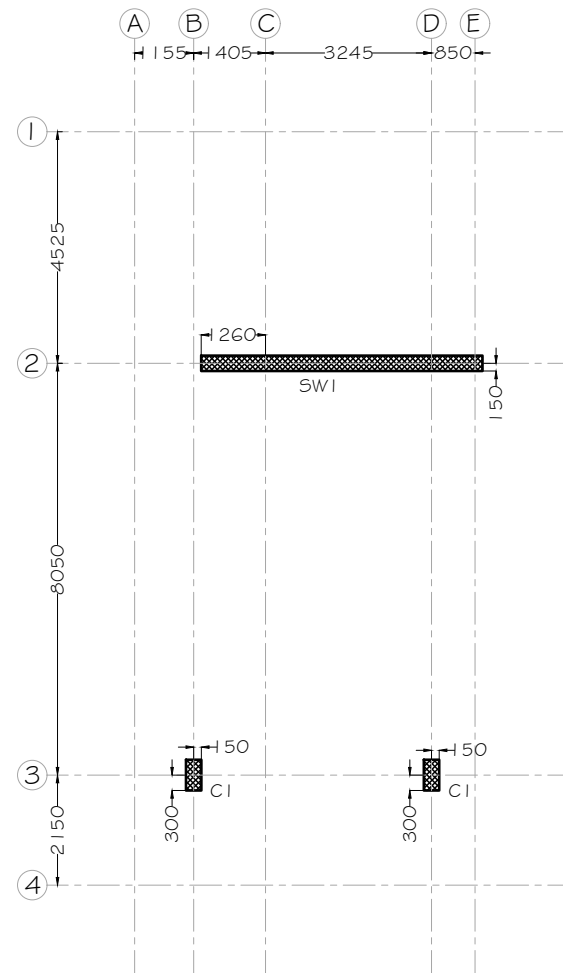
SUSTAINABILITY CONSULTANT

:

Mc D Built Environment Research
Laboratory Pvt Ltd,
Green building,Sustainability and MEP
services,
No 12,Subramanya Arcade, Tower B ,
Opposite to Jalbhavan, Old
Gurappanapalya, BTM 1st stage
,Bannerghтта road ,Bangalore-560 029.
PH: +91 80 41222020,
URL: www.mcdberl.com

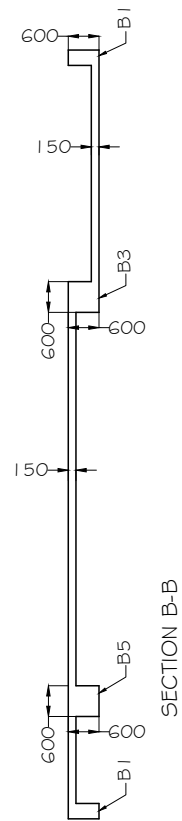


REVISION AND ISSUES	
LOCATION OF REVISIONS ARE INDICATED ON DWG. AS	
RO	24 DEC 2024
1	
2	
3	
4	
5	
PROJECT:	
NLSIU-OAB REDEVELOPMENT	
CLIENT/ARCHITECT	
DCOOP ARCHITECTURE DESIGN RESEARCH UNIT NO. 109, 1ST FLOOR, SWASTIK CHAMBERS, S.G. BARVE MARG, CHEMBUR, MUMBAI - 400071 PH:+91 22 3515 4031 E-MAIL: mail@dcop.in	
TITLE:	
GROUND FLOOR SHUTTERING LAYOUT	
COMBINED DRAWING	
DRW. NO:	
TD-S-201	
FILE NAME:	
BLM-NL-DC	
DRAWN:	CHKD:
APOORVAA	B.L.MANJUNATH
DATE:	
24 DEC 2024	
<div>RELEASED FOR TENDER</div> <div>DATE: 24.12.2024 REV NO: R-00</div>	
MANJUNATH & CO. CONSULTING ENGINEERS #236, 5th CROSS, K.G.NAGAR, BANGLAORE - 19 PH: (080)6616610, 6616611 Email: manjaxe2010@gmail.com	

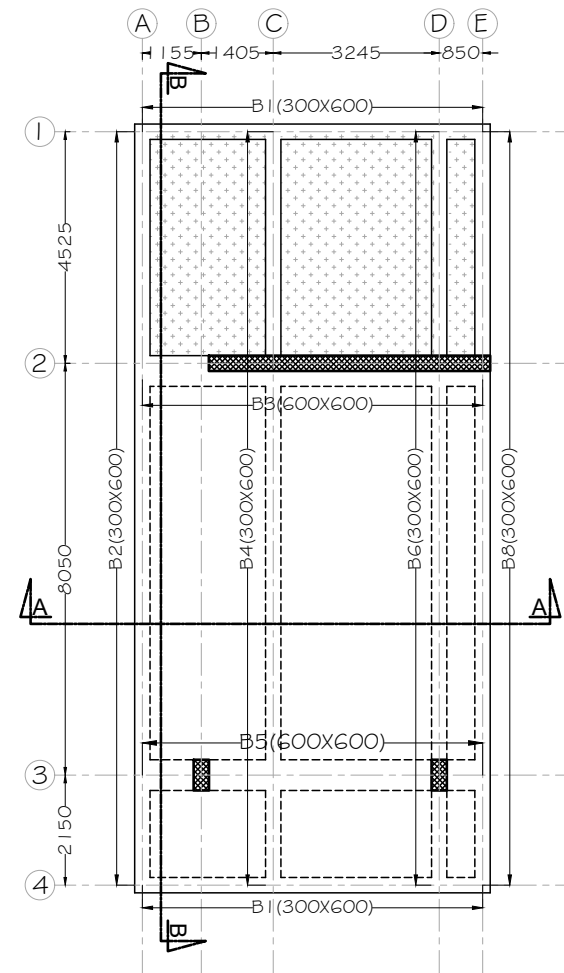


COLUMN CENTER LINE LAYOUT

C1 :300X600
SW1 :300X5500



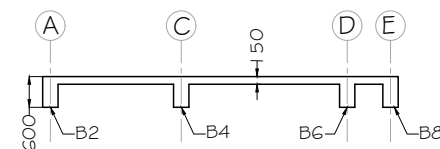
SECTION B-B



FIRST & SECOND FLOOR SHUTTERING LAYOUT

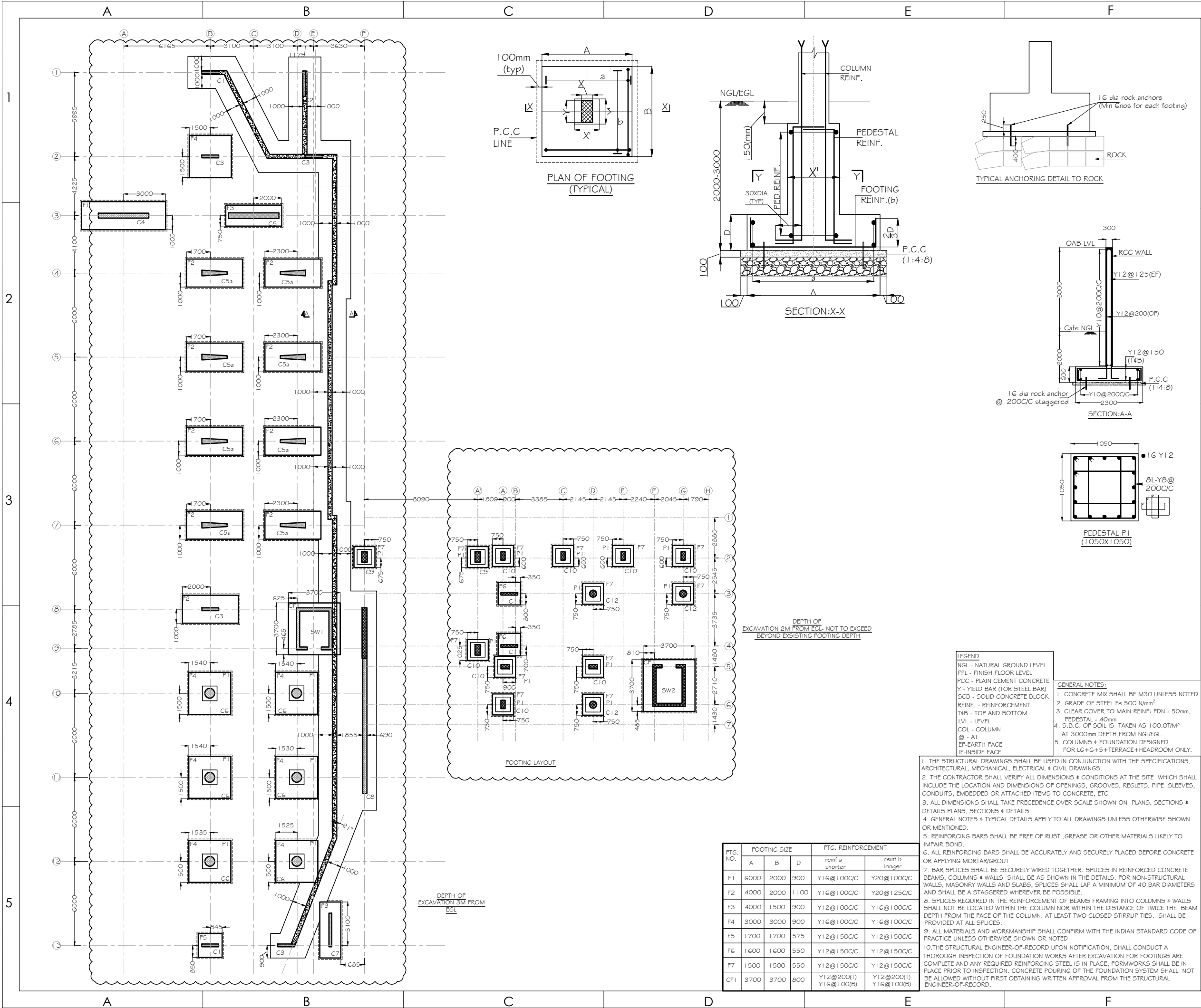
SLAB THICKNESS 150MM UNLESS NOTED

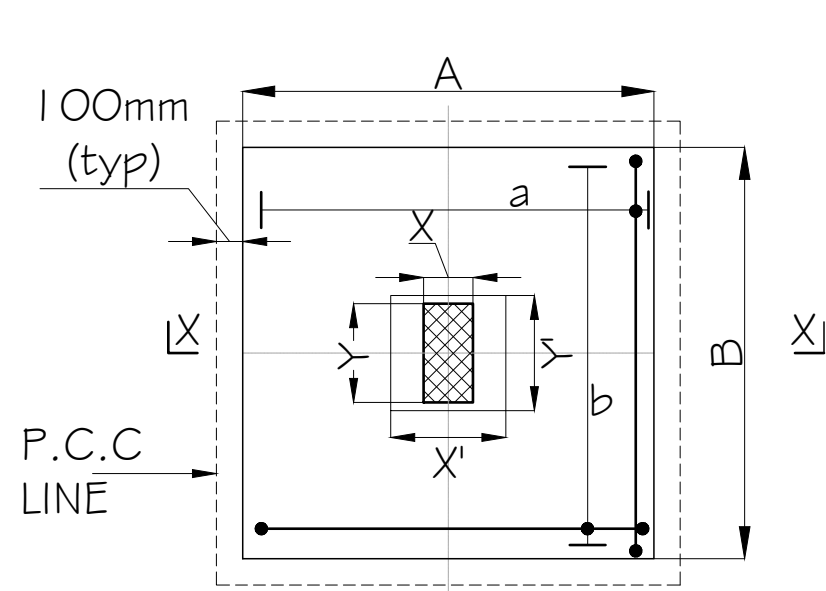
 SUNK BY 450mm



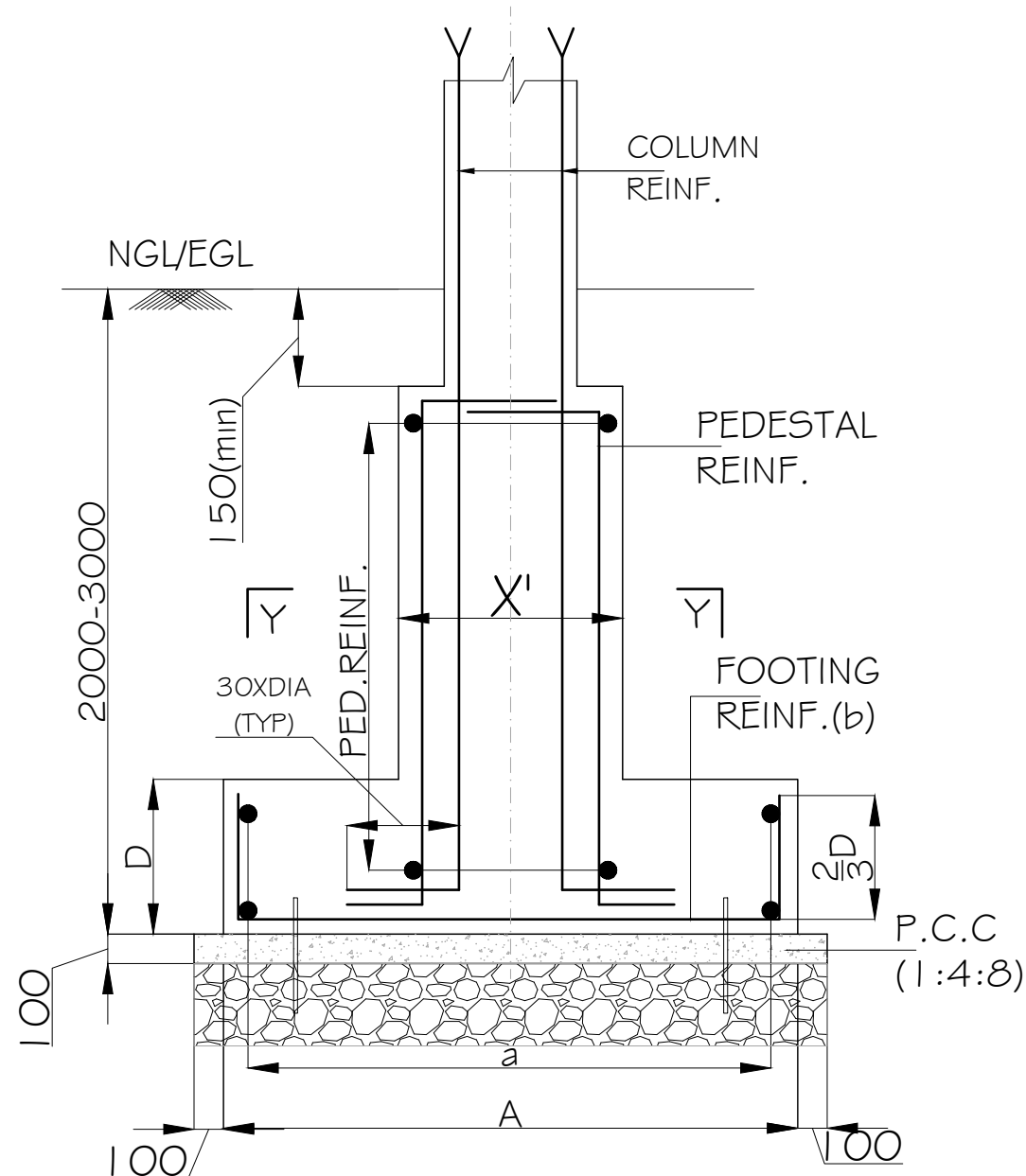
SECTION A-A

REVISION AND ISSUES		
LOCATION OF REVISIONS		
ARE INDICATED ON DWG. AS		
RO		
R1		
PROJECT:		
NLSIU-OAB REDEVELOPMENT		
CLIENT/ARCHITECT		
DCOOP		
ARCHITECTURE.DESIGN.RESEARCH		
UNIT NO. 109, 1ST FLOOR, SWASTIK		
CHAMBERS, S.G.BARVE MARG, CHEMBUR,		
MUMBAI - 400071		
PH:+91 22 3515 4031 E-MAIL: mail@dcoop.in		
TITLE:		
COLUMN CENTER LINE LAYOUT, FIRST FLOOR		
AND SECOND FLOOR BEAM SHUTTERING LAYOUT		
DRW. NO:		
TD-S-101-02		
FILE NAME:		
BLM-NL-DC		
DRAWN:	CHKD:	
SHIJITH	B.L.MANJUNATH	
DATE:		
24 DEC 2024		
<div><div>RELEASED FOR</div><div>DATE: 24.12.2024</div><div>REV NO: R-00</div><div>TENDER</div></div>		
<div>MANJUNATH & CO.</div> <div>CONSULTING ENGINEERS</div> <div>#236, 5th CROSS,</div> <div>K.G.NAGAR, BANGLAORE - 19</div> <div>PH: (080)6616610, 6616611</div> <div>Email: manjaxe2010@gmail.com</div>		





PLAN OF FOOTING
(TYPICAL)



SECTION:X-X

REVISION AND ISSUES

LOCATION OF REVISIONS
ARE INDICATED ON DWG. AS

RO

23 DEC 2024

PROJECT:

NLSIU

CLIENT/ARCHITECT

DCOOP
ARCHITECTURE DESIGN RESEARCH
UNIT NO. 109, 1ST FLOOR, SWASTIK
CHAMBERS, S.G.BARVE MARG, CHEMBUR,
MUMBAI - 400071
PH:+91 22 3515 4031 E-MAIL: mail@dcoop.in

TITLE:

COLUMN CENTER LINE LAYOUT, FIRST FLOOR
AND SECOND FLOOR BEAM SHUTTERING LAYOUT

DRW. NO:

TD-S-102-02

FILE NAME:

BLM-NL-DC

DRAWN:

SHIJITH

CHKD:

B.L.MANJUNATH

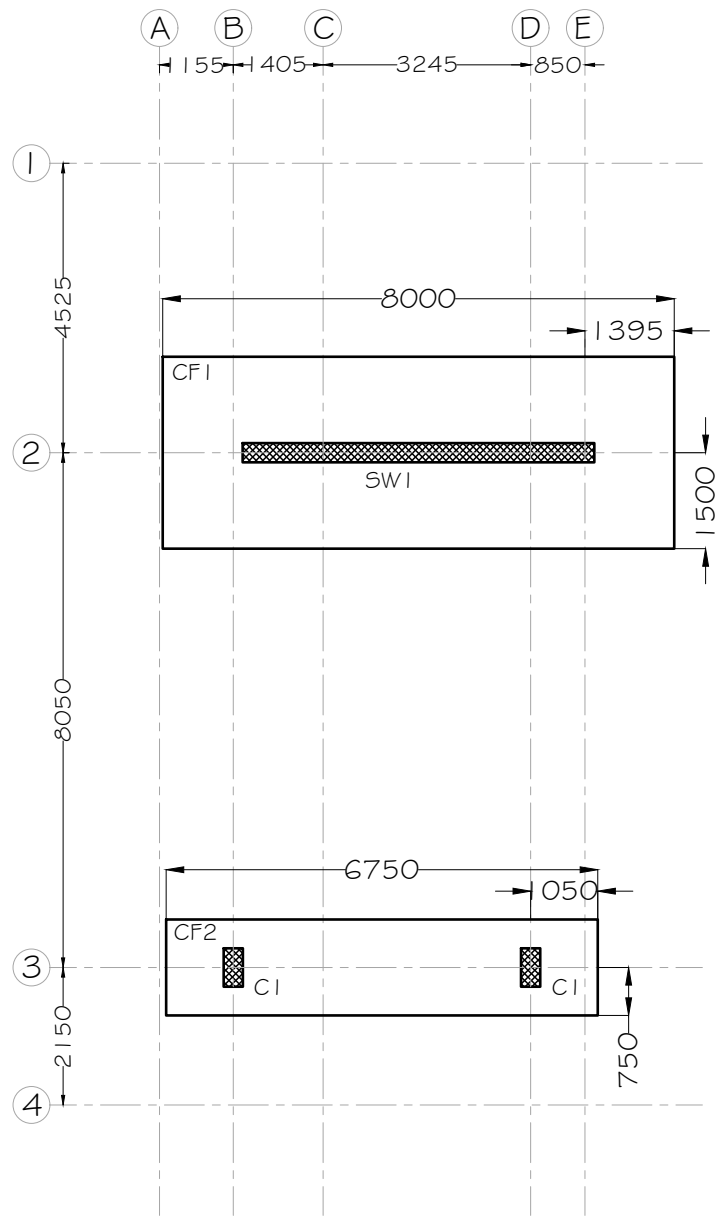
DATE:

23 DEC 2024

RELEASED FOR
TENDER

DATE: 24.12.2024
REV NO:RO

MANJUNATH & CO.
CONSULTING ENGINEERS
#236, 5th CROSS,
K.G.NAGAR, BANGLAORE - 19
PH: (080)6616610, 6616611
Email: manjaxe2010@gmail.com



FOOTING LAYOUT

FTG. NO.	FOOTING SIZE			FTG. REINFORCEMENT	
	A	B	D	reinf a shorter	reinf b longer
CF1	8000	3000	950	Y16@125(T) Y16@100(B)	Y16@150(T) Y16@150(B)
CF1	6750	1500	900	Y16@100(T) Y16@100(B)	Y12@100(T) Y12@100(B)

LEGEND
NGL - NATURAL GROUND LEVEL
FFL - FINISH FLOOR LEVEL
PCC - PLAIN CEMENT CONCRETE
Y - YIELD BAR (TOR STEEL BAR)
SCB - SOLID CONCRETE BLOCK
REINF. - REINFORCEMENT
T#B - TOP AND BOTTOM
LVL - LEVEL
COL - COLUMN
@ - AT
EF-EARTH FACE
IF-INSIDE FACE

1. THE STRUCTURAL DRAWINGS SHALL BE USED IN CONJUNCTION WITH THE SPECIFICATIONS, ARCHITECTURAL, MECHANICAL, ELECTRICAL & CIVIL DRAWINGS.
2. THE CONTRACTOR SHALL VERIFY ALL DIMENSIONS & CONDITIONS AT THE SITE WHICH SHALL INCLUDE THE LOCATION AND DIMENSIONS OF OPENINGS, GROOVES, REGLETS, PIPE SLEEVES, CONDUITS, EMBEDDED OR ATTACHED ITEMS TO CONCRETE, ETC
3. ALL DIMENSIONS SHALL TAKE PRECEDENCE OVER SCALE SHOWN ON PLANS, SECTIONS & DETAILS PLANS, SECTIONS & DETAILS
4. GENERAL NOTES & TYPICAL DETAILS APPLY TO ALL DRAWINGS UNLESS OTHERWISE SHOWN OR MENTIONED.
5. REINFORCING BARS SHALL BE FREE OF RUST ,GREASE OR OTHER MATERIALS LIKELY TO IMPAIR BOND.
6. ALL REINFORCING BARS SHALL BE ACCURATELY AND SECURELY PLACED BEFORE CONCRETE OR APPLYING MORTAR/GROUT
7. BAR SPLICES SHALL BE SECURELY WIRED TOGETHER. SPLICES IN REINFORCED CONCRETE BEAMS, COLUMNS & WALLS SHALL BE AS SHOWN IN THE DETAILS. FOR NON-STRUCTURAL WALLS, MASONRY WALLS AND SLABS, SPLICES SHALL LAP A MINIMUM OF 40 BAR DIAMETERS AND SHALL BE A STAGGERED WHEREVER BE POSSIBLE.
8. SPLICES REQUIRED IN THE REINFORCEMENT OF BEAMS FRAMING INTO COLUMNS & WALLS SHALL NOT BE LOCATED WITHIN THE COLUMN NOR WITHIN THE DISTANCE OF TWICE THE BEAM DEPTH FROM THE FACE OF THE COLUMN. AT LEAST TWO CLOSED STIRRUP TIES. SHALL BE PROVIDED AT ALL SPLICES.
9. ALL MATERIALS AND WORKMANSHIP SHALL CONFIRM WITH THE INDIAN STANDARD CODE OF PRACTICE UNLESS OTHERWISE SHOWN OR NOTED
- 10.THE STRUCTURAL ENGINEER-OF-RECORD UPON NOTIFICATION, SHALL CONDUCT A THOROUGH INSPECTION OF FOUNDATION WORKS AFTER EXCAVATION FOR FOOTINGS ARE COMPLETE AND ANY REQUIRED REINFORCING STEEL IS IN PLACE, FORMWORKS SHALL BE IN PLACE PRIOR TO INSPECTION. CONCRETE POURING OF THE FOUNDATION SYSTEM SHALL NOT BE ALLOWED WITHOUT FIRST OBTAINING WRITTEN APPROVAL FROM THE STRUCTURAL ENGINEER-OF-RECORD.

GENERAL NOTES:

1. CONCRETE MIX SHALL BE M25 UNLESS NOTED.
2. GRADE OF STEEL F_e 500 N/mm²
3. CLEAR COVER TO MAIN REINF: FDN - 50mm, PEDESTAL - 40mm
4. S.B.C. OF SOIL IS TAKEN AS 25.0T/M² AT 1800mm DEPTH FROM NGL/EGL.
5. COLUMNS & FOUNDATION DESIGNED FOR G+2+ MS ROOF ONLY.

REVISION AND ISSUES
LOCATION OF REVISIONS
ARE INDICATED ON DWG. AS



RO	24 DEC 2024
----	-------------

PROJECT:

NLSIU

CLIENT/ARCHITECT

DCOOP
ARCHITECTURE DESIGN RESEARCH

UNIT NO. 109, 1ST FLOOR, SWASTIK
CHAMBERS, S.G.BARVE MARG, CHEMBUR,
MUMBAI - 400071
PH:+91 22 3515 4031 E-MAIL: mail@dccoop.in

TITLE:

COLUMN CENTER LINE LAYOUT, FIRST FLOOR

AND SECOND FLOOR BEAM SHUTTERING LAYOUT

DRW. NO:

TD-S-102-03

FILE NAME:

BLM-NL-DC

DRAWN:

CHKD:

SHIJITH

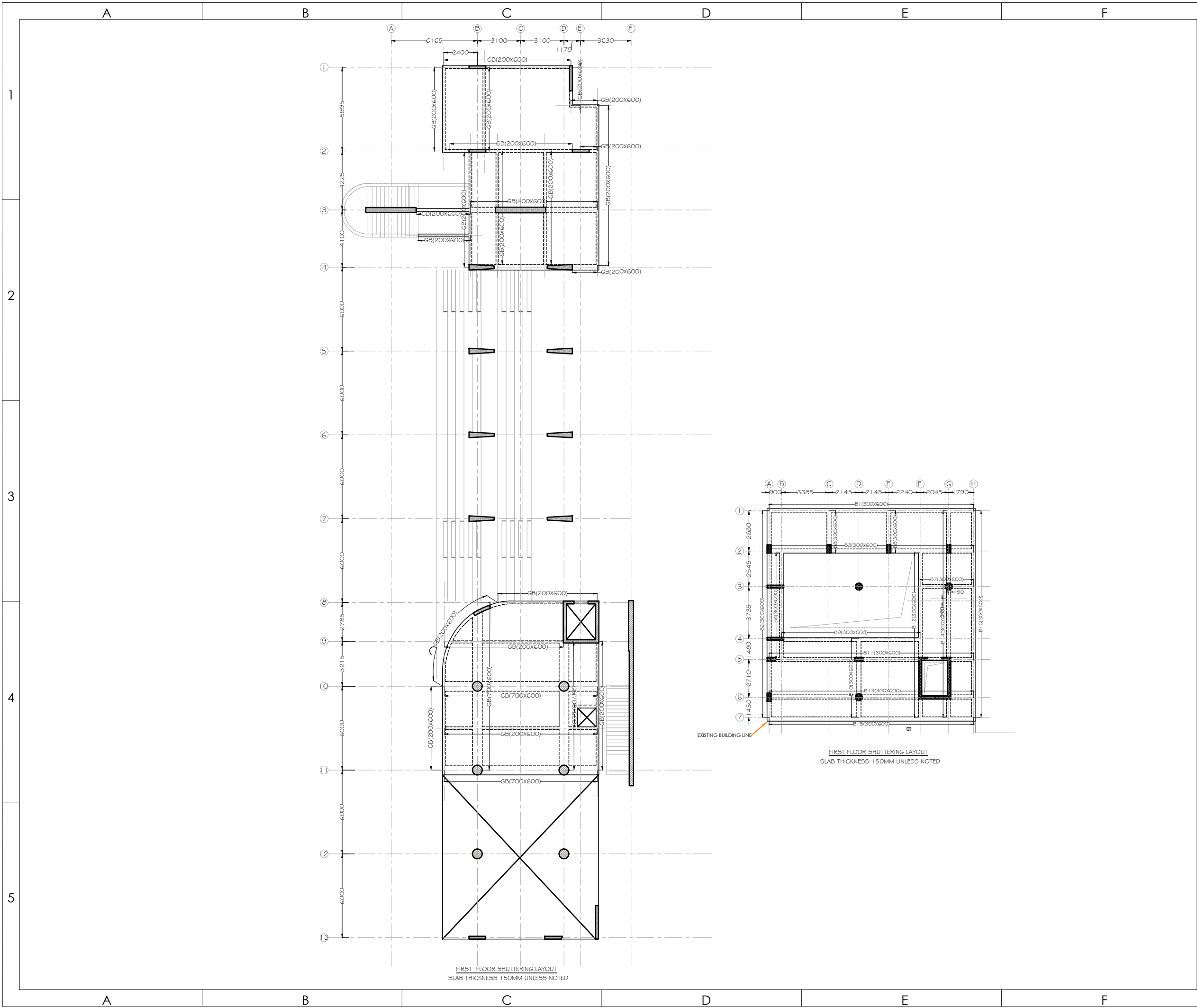
B.L.MANJUNATH

DATE:

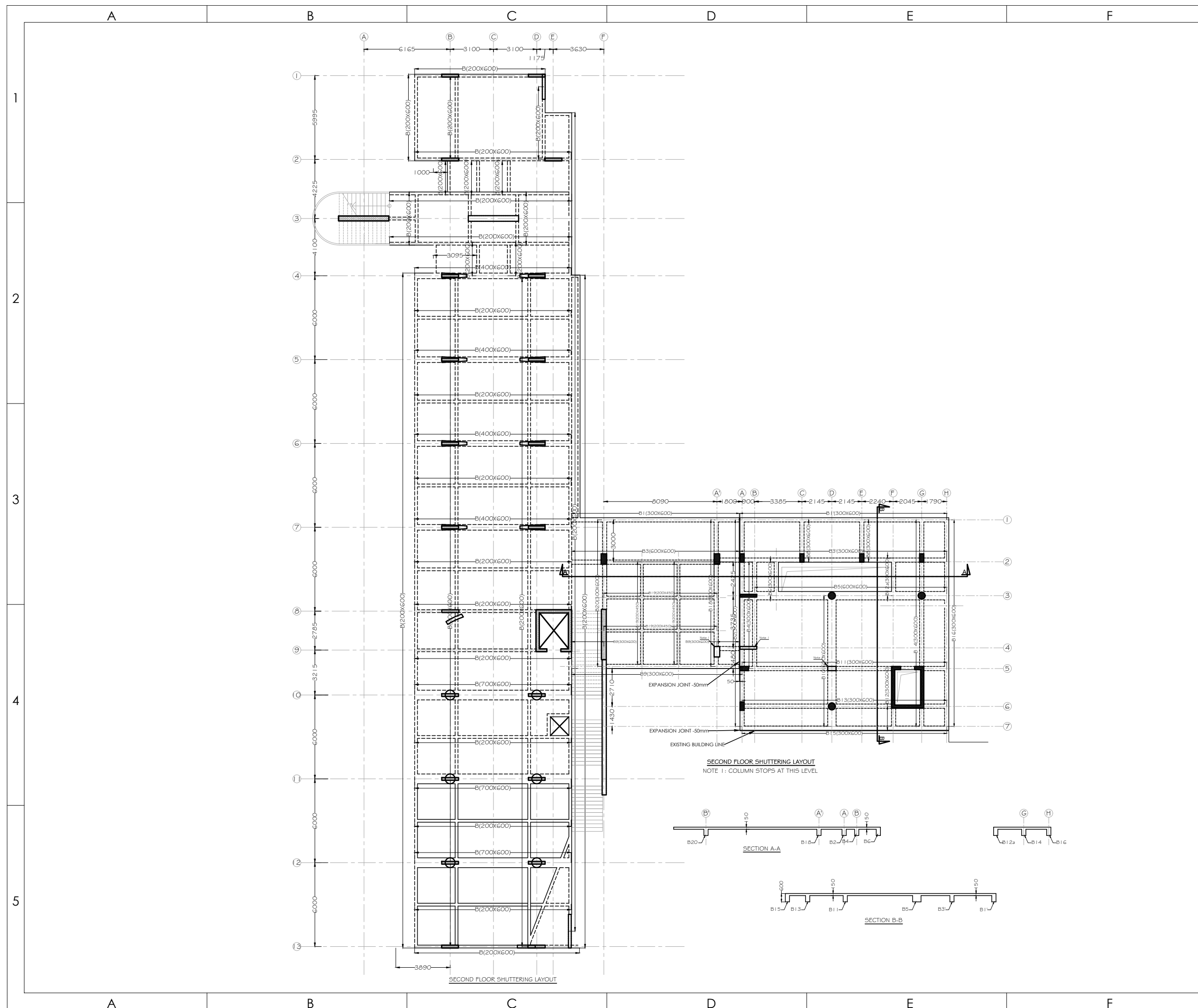
24 DEC 2024



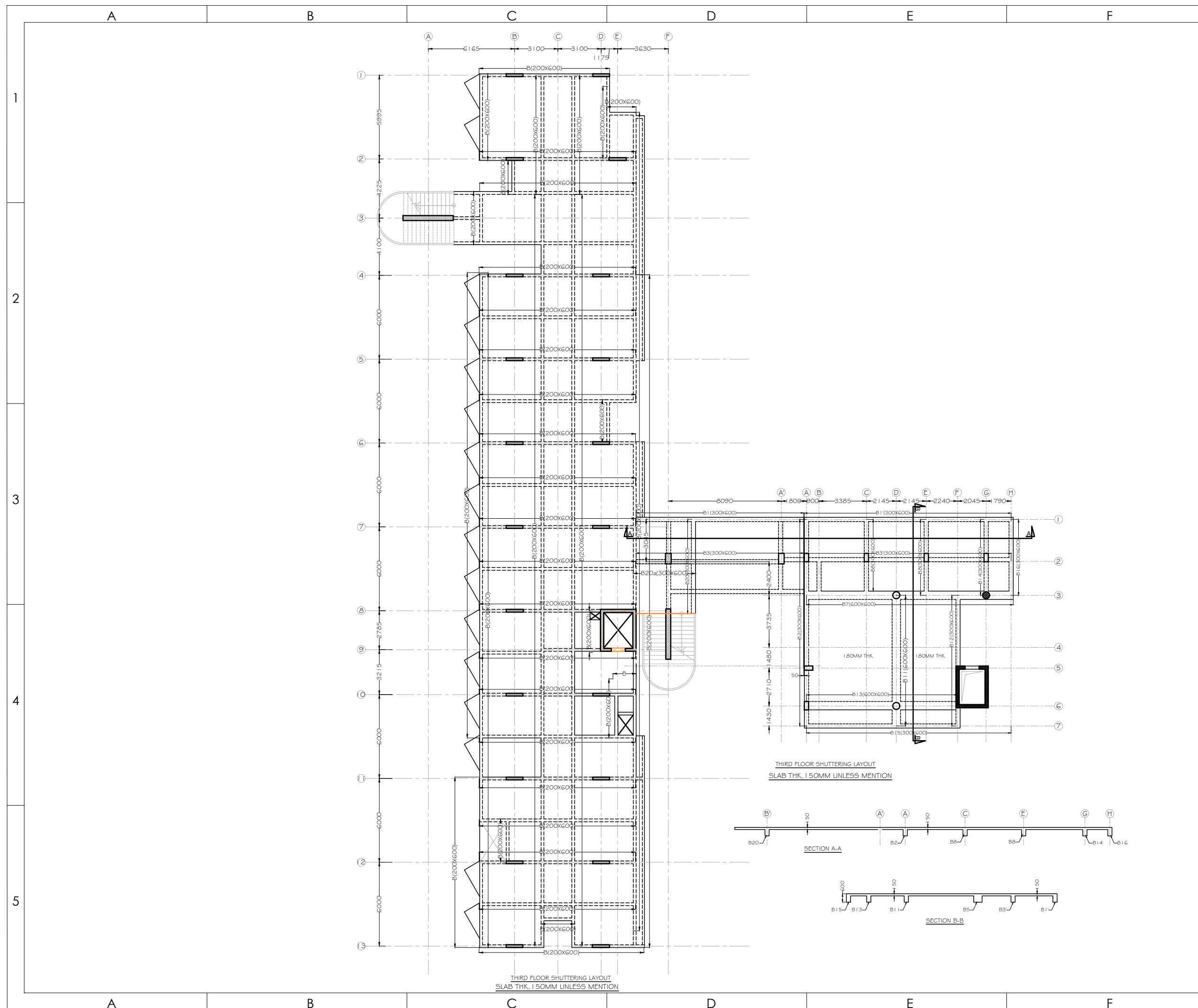
MANJUNATH & CO.
CONSULTING ENGINEERS
#236, 5th CROSS,
K.G.NAGAR, BANGLAORE - 19
PH: (080)6616610, 6616611
Email: manjaxe2010@gmail.com



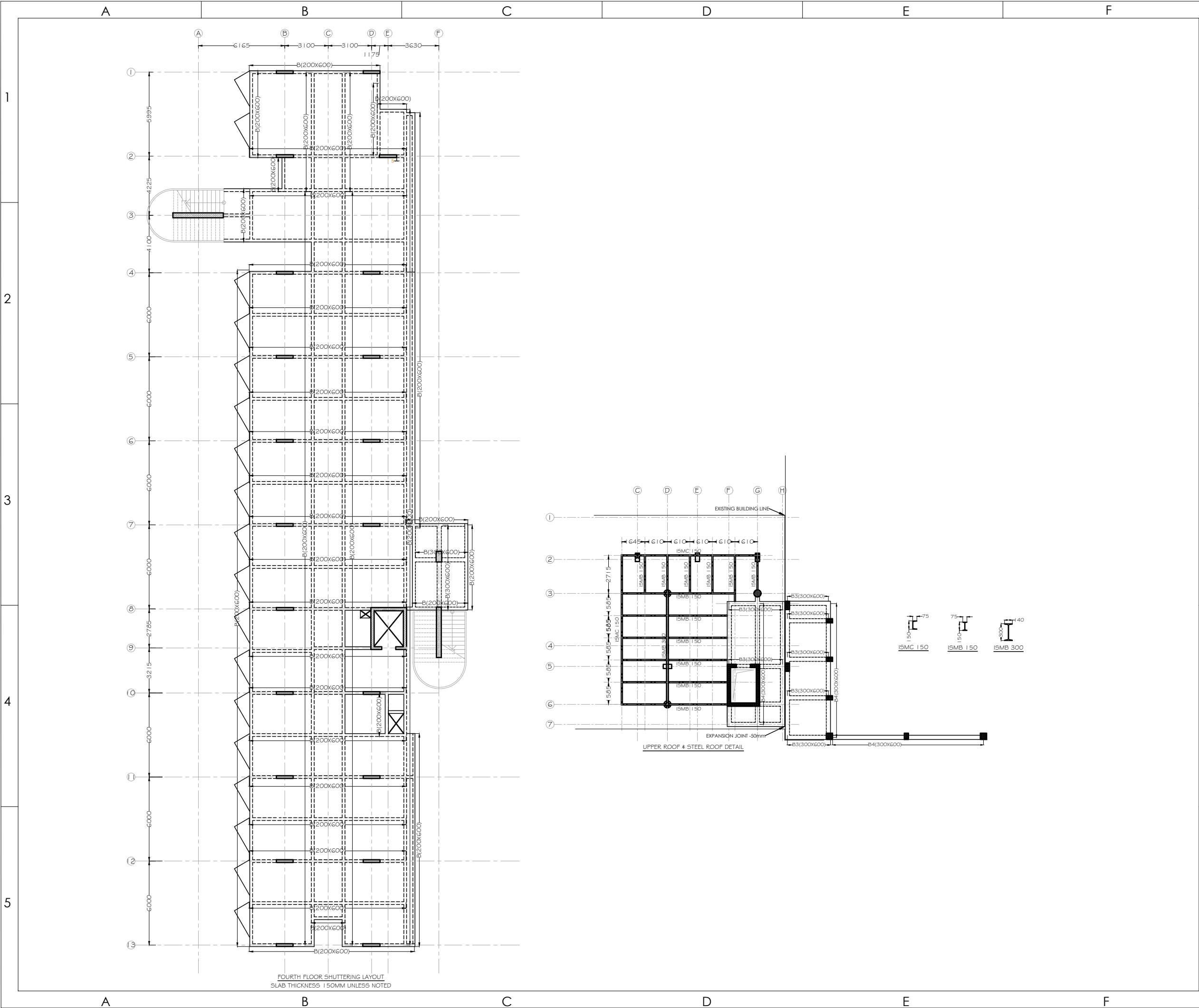
REVISION AND ISSUES	
LOCATION OF REVISIONS ARE INDICATED ON DWG. AS	
RO	24 DEC 2024
1	
2	
3	
4	
5	
PROJECT:	
NLSIU-OAB REDEVELOPMENT	
CLIENT/ARCHITECT	
DCOOP ARCHITECTURE DESIGN RESEARCH	
UNIT NO. 109, 1ST FLOOR, SWASTIK CHAMBERS, S.G. BARVE MARG, CHEMBUR, MUMBAI - 400071	
PH: +91 22 3515 4031 E-MAIL: mail@dcop.in	
TITLE:	
FIRST FLOOR SHUTTERING LAYOUT	
DRW. NO:	
TD-S-202	
FILE NAME:	
BLM-NL-DC	
DRAWN:	CHKD:
APOORVAA	B.L.MANJUNATH
DATE:	
24 DEC 2024	
<div>RELEASED FOR TENDER</div> <div>DATE: 24.12.2024</div> <div>REV NO: R-00</div>	
MANJUNATH & CO. CONSULTING ENGINEERS	
#236, 5th CROSS, K.G.NAGAR, BANGLAORE - 19	
PH: (080)6616610, 6616611	
Email: manjaxe2010@gmail.com	



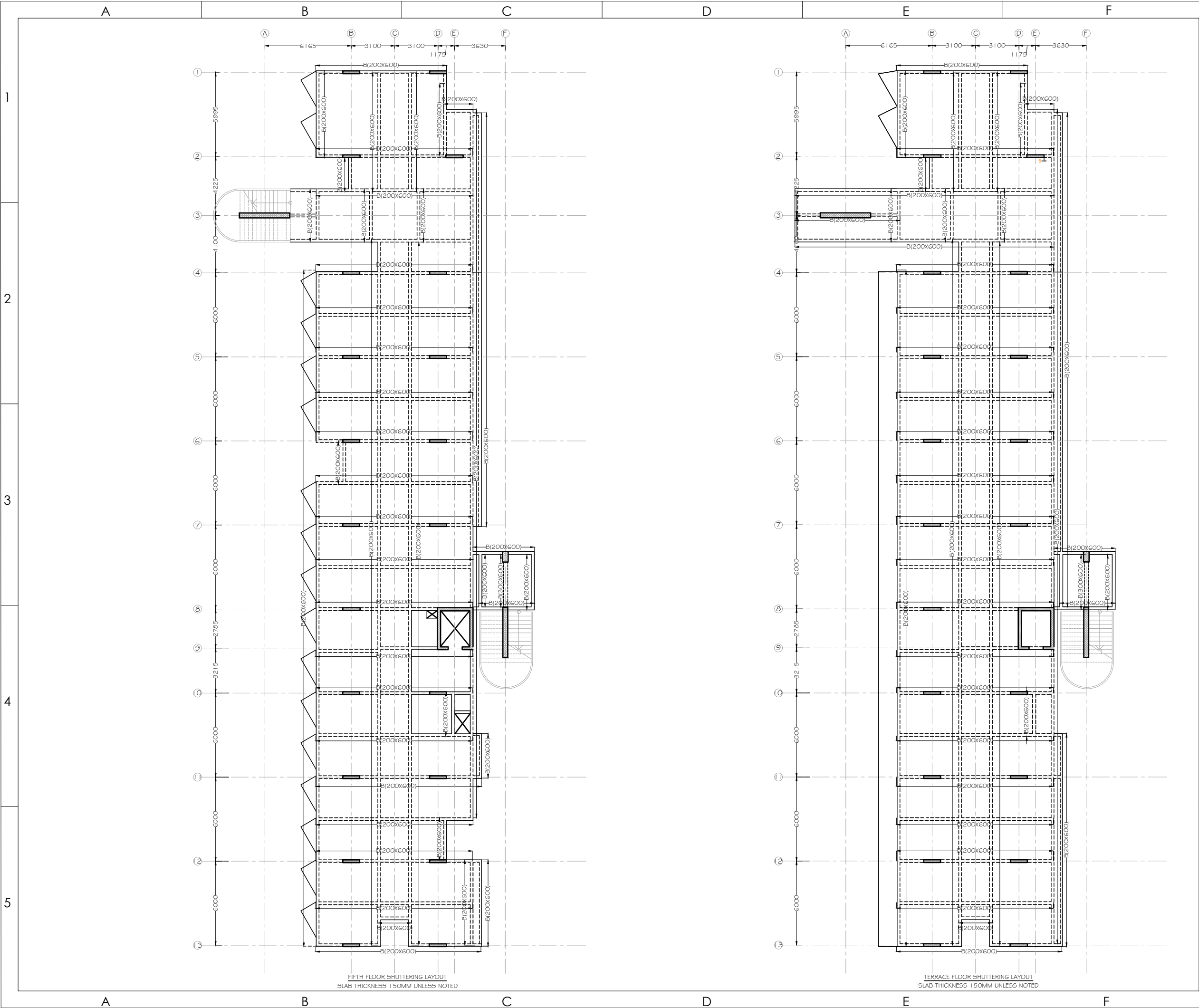
REVISION AND ISSUES		
LOCATION OF REVISIONS		
ARE INDICATED ON DWG. AS		
RO	24 DEC 2024	
PROJECT:		
NLSIU-OAB REDEVELOPMENT		
CLIENT/ARCHITECT		
DCOOP ARCHITECTURE.DESIGN.RESEARCH		
UNIT NO. 109, 1ST FLOOR, SWASTIK CHAMBERS, S.G.BARVE MARG, CHEMBUR, MUMBAI - 400071 PH:+91 22 3515 4031 E-MAIL: mail@dcop.in		
TITLE:		
SECOND SHUTTERING LAYOUT		
COMBINED DRAWING		
DRW. NO:		
TD-S-203		
FILE NAME:		
BLM-NL-DC		
DRAWN:		CHKD:
APOORVAA		B.L.MANJUNATH
DATE:		
24 DEC 2024		
MANJUNATH & CO. CONSULTING ENGINEERS #236, 5th CROSS, K.G.NAGAR, BANGLAORE - 19 PH: (080)6616610, 6616611 Email: manjaxe2010@gmail.com		



	REVISION AND ISSUES LOCATION OF REVISIONS ARE INDICATED ON DWG. AS		
1	RO	24 DEC 2024	
2	PROJECT:		
	NLSIU-OAB REDEVELOPMENT		
	CLIENT/ARCHITECT		
	DCOOP ARCHITECTURE.DESIGN RESEARCH UNIT NO. 109, 1ST FLOOR, SWASTIK CHAMBERS, S.G.BARVE MARG, CHEMBUR, MUMBAI - 400071 PH:+91 22 3515 4031 E-MAIL: mail@dcop.in		
3	TITLE:		
	THIRD FLOOR SHUTTERING LAYOUT		
	COMBINED DRAWING		
4	DRW. NO:		
	TD-S-204		
	FILE NAME:		
	BLM-NL-DC		
	DRAWN:	CHKD:	
APOORVAA		B.L.MANJUNATH	
DATE:			
24 DEC 2024			
5			
	MANJUNATH & CO. CONSULTING ENGINEERS #236, 5th CROSS, K.G.NAGAR, BANGLAORE - 19 PH: (080)6616610, 6616611 Email: manjaxe2010@gmail.com		



REVISION AND ISSUES	
LOCATION OF REVISIONS	
ARE INDICATED ON DWG. AS	
RO	24 DEC 2024
1	
2	
3	
4	
5	
PROJECT:	
NLSIU-OAB REDEVELOPMENT	
CLIENT/ARCHITECT	
DCOOP ARCHITECTURE DESIGN RESEARCH UNIT NO. 109, 1ST FLOOR, SWASTIK CHAMBERS, S.G. BARVE MARG, CHEMBUR, MUMBAI - 400071 PH:+91 22 3515 4031 E-MAIL: mail@dcop.in	
TITLE:	
FOURTH FLOORS SHUTTERING LAOUT	
DRW. NO:	
TD-S-205	
FILE NAME:	
BLM-NL-DC	
DRAWN:	CHKD:
APOORVAA	B.L.MANJUNATH
DATE:	
24 DEC 2024	
<div>RELEASED FOR DATE: 24.12.2024 REV NO: R-00 TENDER</div>	
MANJUNATH & CO. CONSULTING ENGINEERS #236, 5th CROSS, K.G.NAGAR, BANGLAORE - 19 PH: (080)6616610, 6616611 Email: manjaxe2010@gmail.com	

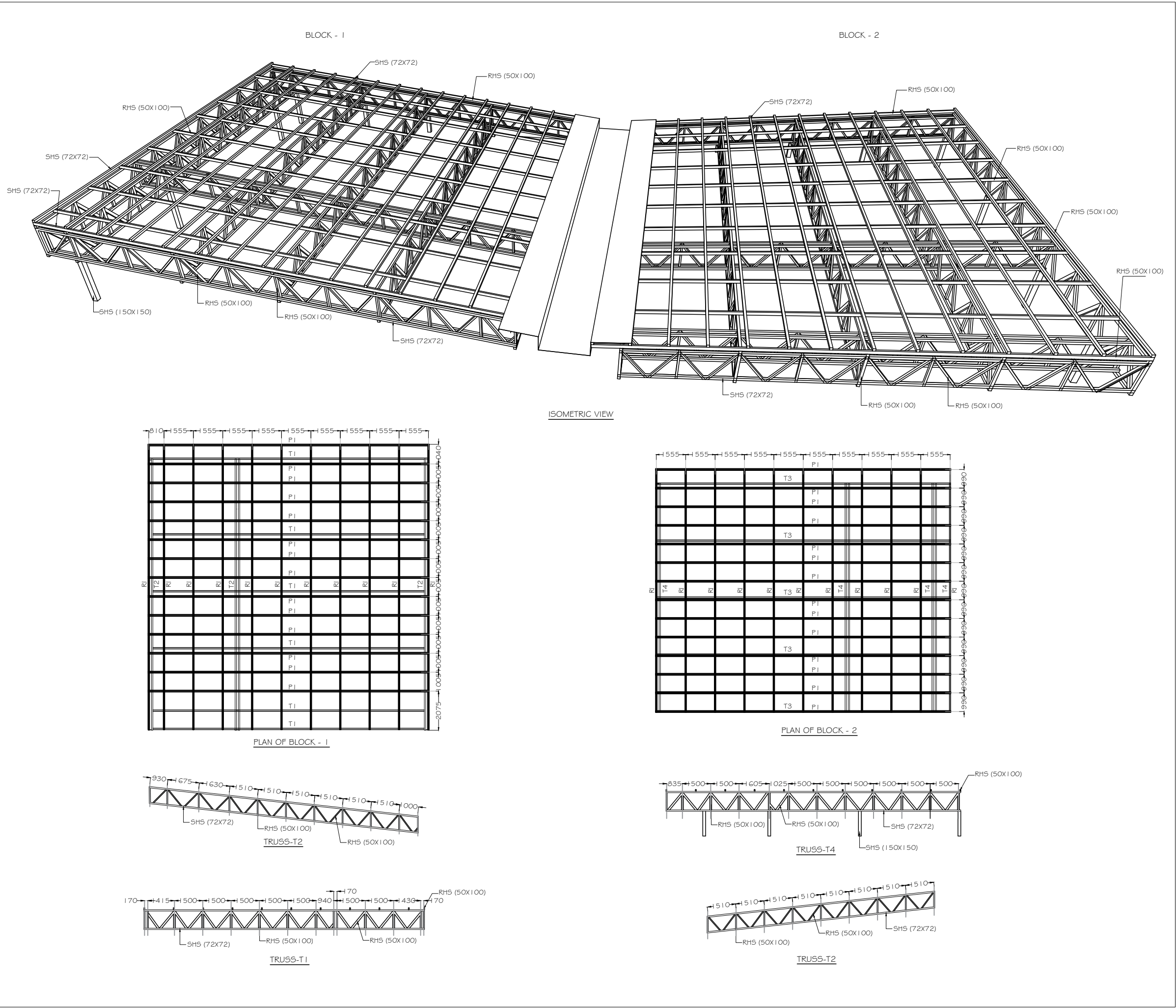



REVISION AND ISSUES	
LOCATION OF REVISIONS ARE INDICATED ON DWG. AS	
RO	24 DEC 2024
1	
2	
3	
4	
5	
PROJECT:	
NLSIU-OAB REDEVELOPMENT	
CLIENT/ARCHITECT	
DCOOP ARCHITECTURE DESIGN RESEARCH UNIT NO. 109, 1ST FLOOR, SWASTIK CHAMBERS, S.G.BARVE MARG, CHEMBUR, MUMBAI - 400071 PH:+91 22 3515 4031 E-MAIL: mail@dcop.in	
TITLE:	
FIFTH AND TERRACE FLOOR SHUTTERING LAOUT	
DRW. NO:	
TD-S-206	
FILE NAME:	
BLM-NL-DC	
DRAWN:	CHKD:
APOORVAA	B.L.MANJUNATH
DATE:	
24 DEC 2024	
<div>RELEASED FOR TENDER</div> <div>DATE: 24.12.2024 REV NO: R-00</div>	
MANJUNATH & CO. CONSULTING ENGINEERS #236, 5th CROSS, K.G.NAGAR, BANGLAORE - 19 PH: (080)6616610, 6616611 Email: manjaxe2010@gmail.com	

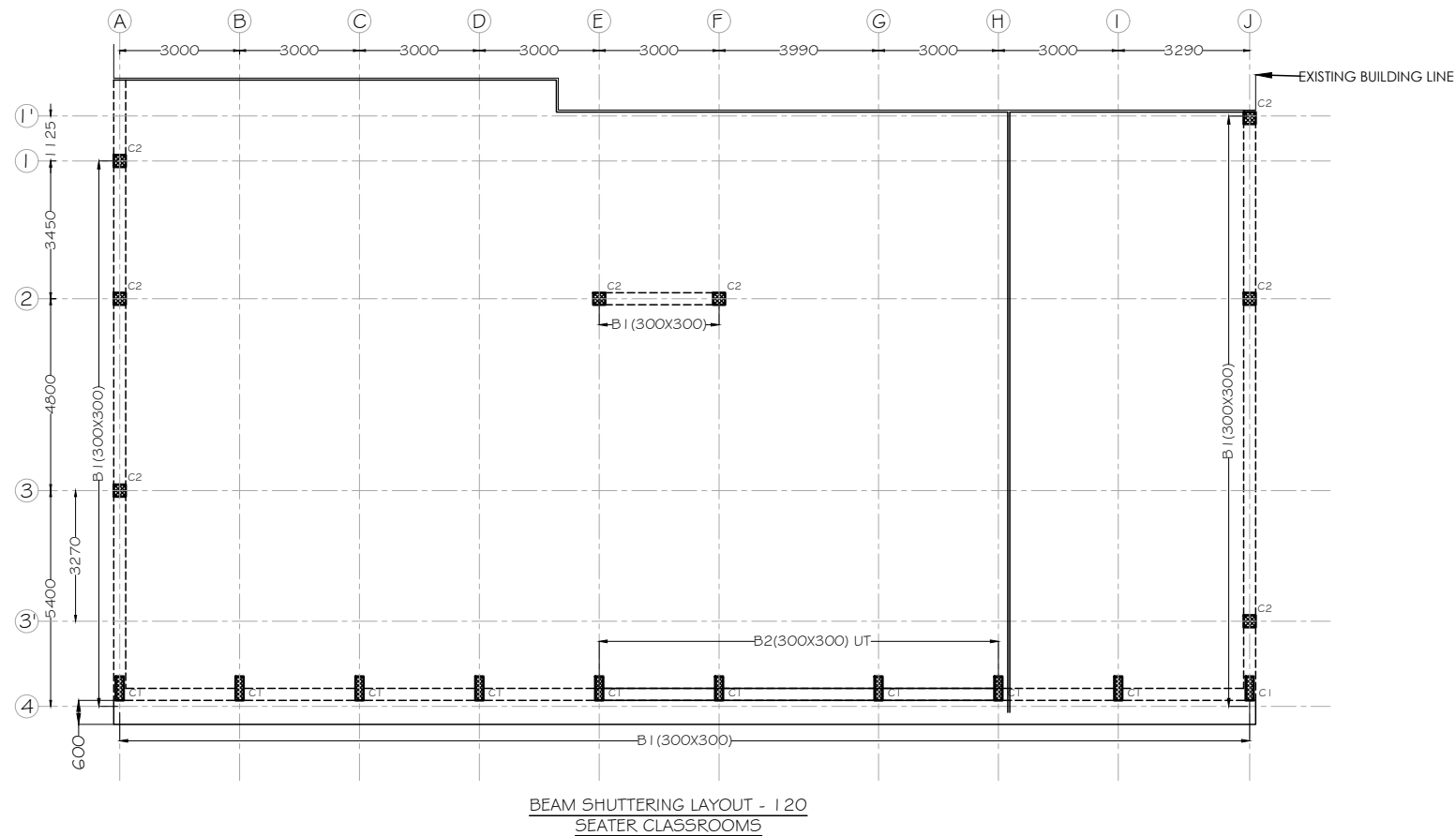
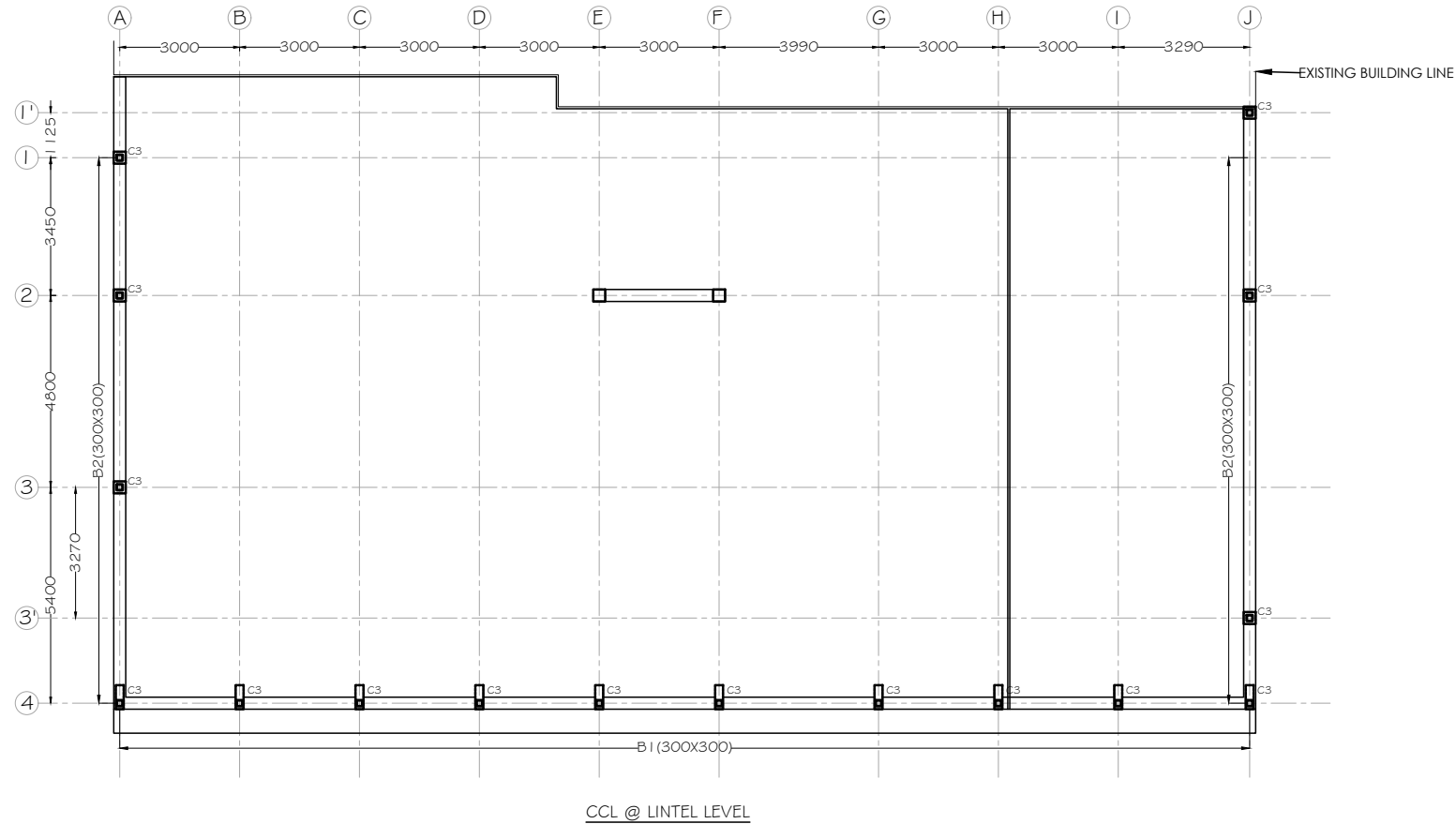
MISCELLANEOUS DETAILS

OAB REDEVELOPMENT, NLSIU, BENGALURU

Dec 2024



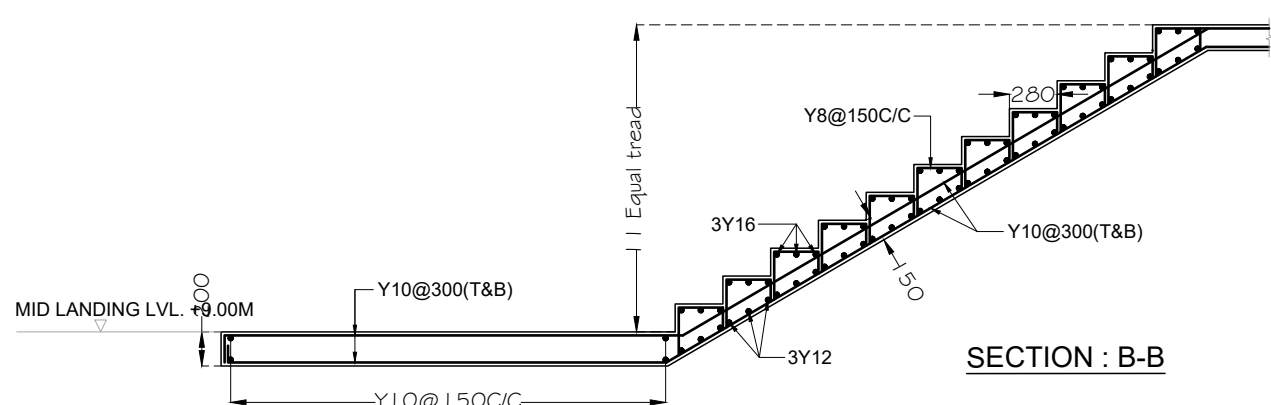
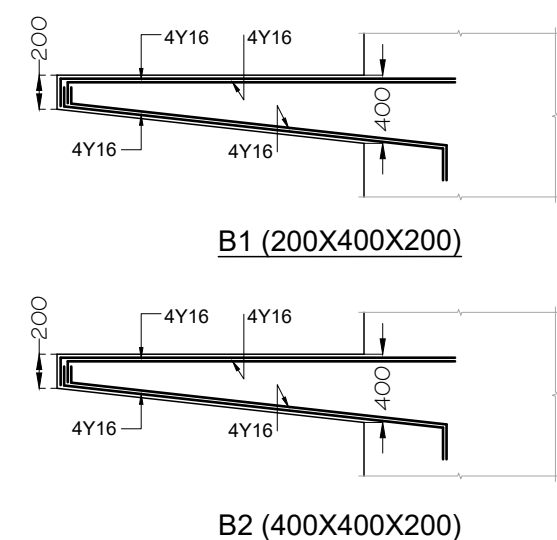
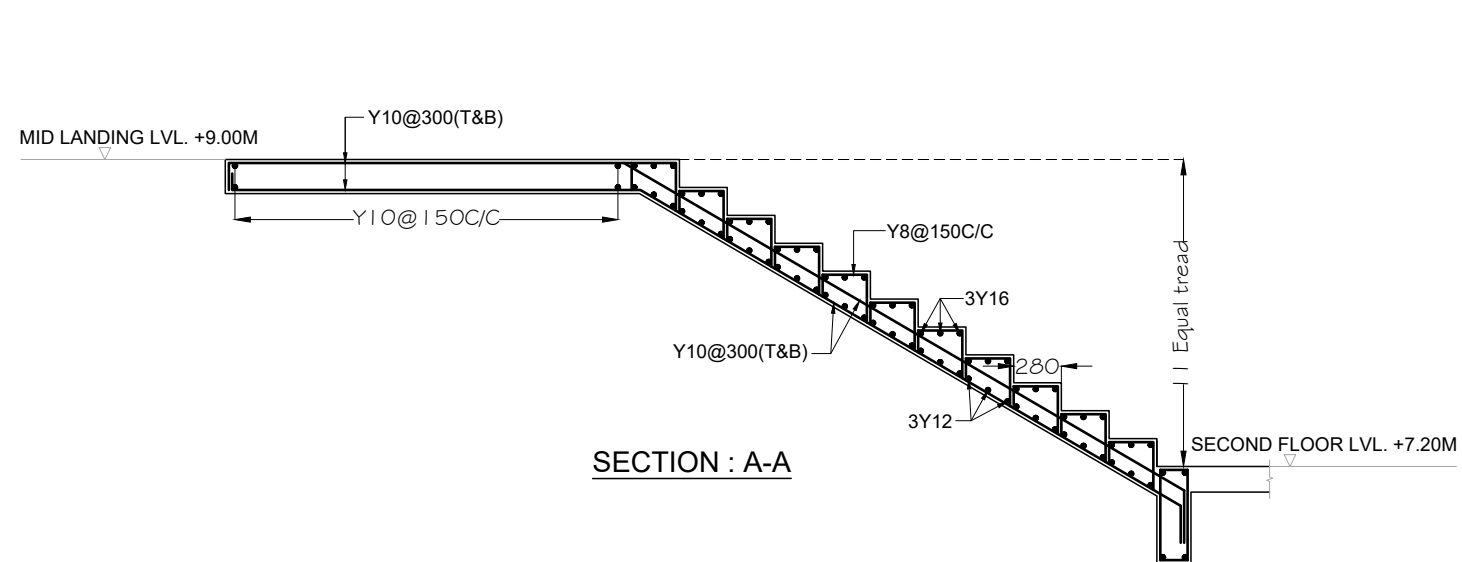
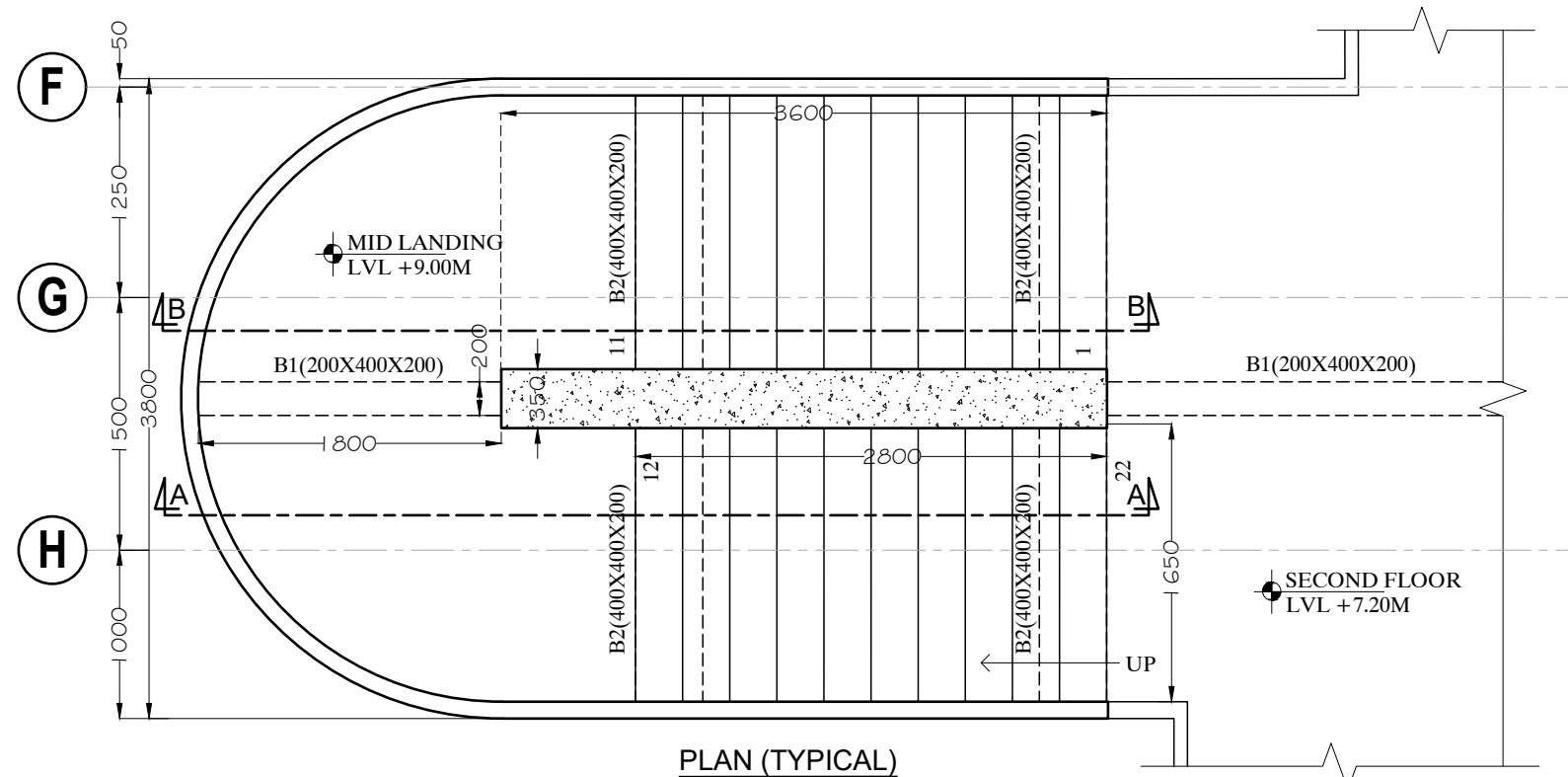
REVISION AND ISSUES		
LOCATION OF REVISIONS		
ARE INDICATED ON DWG. AS		
RO		
RI		
PROJECT:		
NLSIU-OAB REDEVELOPMENT		
CLIENT/ARCHITECT		
DCOOP ARCHITECTURE.DESIGN.RESEARCH UNIT NO. 109, 1ST FLOOR, SWASTIK CHAMBERS, S.G.BARVE MARG, CHEMBUR, MUMBAI - 400071 PH:+91 22 3515 4031 E-MAIL: mail@dcoop.in		
TITLE:		
TRUSS DETAILS		
DRW. NO:		
TD-S-401-01		
FILE NAME:		
BLM-NL-DC		
DRAWN:	CHKD:	
SHIJITH	B.L.MANJUNATH	
DATE:		
24 DEC 2024		
<div><div>RELEASED FOR TENDER</div><div>DATE: 24.12.2024 REV NO: R-00</div></div>		
MANJUNATH & CO. CONSULTING ENGINEERS #236, 5th CROSS, K.G.NAGAR, BANGLAORE - 19 PH: (080)6616610, 6616611 Email: manjaxe2010@gmail.com		



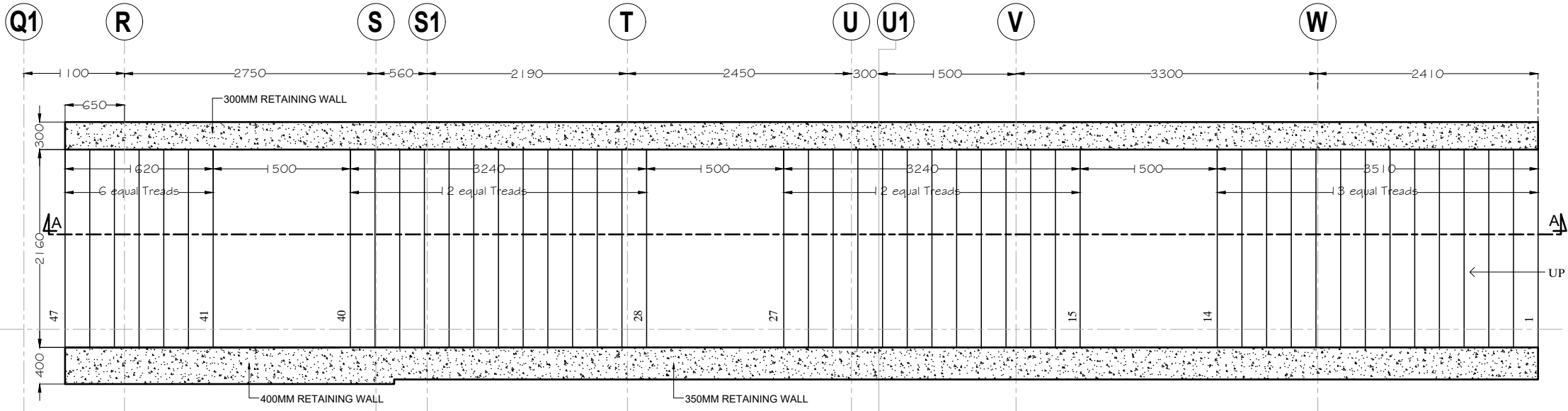
C1:200X600
C2:300X300
C3: 5H5150X150

REVISION AND ISSUES		
LOCATION OF REVISIONS		
ARE INDICATED ON DWG. AS		
RO		
RI		
PROJECT:		
NLSIU-OAB REDEVELOPMENT		
CLIENT/ARCHITECT		
DCOOP ARCHITECTURE.DESIGN.RESEARCH UNIT NO. 109, 1ST FLOOR, SWASTIK CHAMBERS, S.G.BARVE MARG, CHEMBUR, MUMBAI - 400071 PH:+91 22 3515 4031 E-MAIL: mail@dcoop.in		
TITLE:		
BEAM SHUTTERING LAYOUT AT TRUSS AREA		
DRW. NO:		
TD-S-401-02		
FILE NAME:		
BLM-NL-DC		
DRAWN:		CHKD:
SHIJITH		B.L.MANJUNATH
DATE:		
24 DEC 2024		
<div><div>RELEASED FOR</div><div>DATE: 24.12.2024</div><div>REV NO: R-00</div><div>TENDER</div></div>		
<div>MANJUNATH & CO.</div> <div>CONSULTING ENGINEERS</div> <div>#236, 5th CROSS,</div> <div>K.G.NAGAR, BANGLAORE - 19</div> <div>PH: (080)6616610, 6616611</div> <div>Email: manjaxe2010@gmail.com</div>		

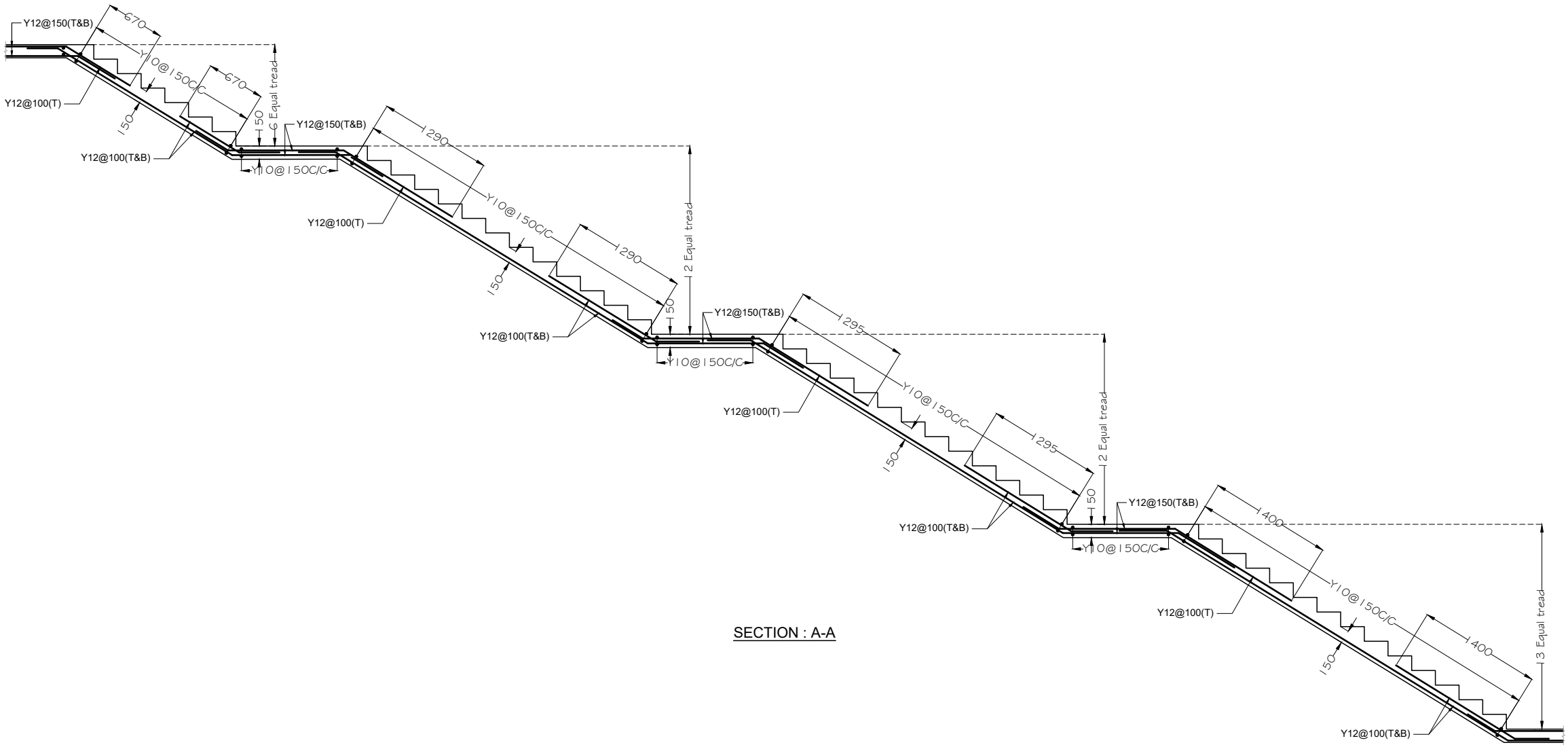
STAIRCASE DETAILS



REVISION AND ISSUES		
LOCATION OF REVISIONS		
ARE INDICATED ON DWG. AS		
RO	24 DEC 2024	
R1		
PROJECT:		
NLSIU-OAB REDEVELOPMENT		
CLIENT/ARCHITECT		
DCOOP ARCHITECTURE.DESIGN.RESEARCH UNIT NO. 109, 1ST FLOOR, SWASTIK CHAMBERS, S.G.BARVE MARG, CHEMBUR, MUMBAI - 400071 PH:+91 22 3515 4031 E-MAIL: mail@dcop.in		
TITLE:		
STAIRCASE DETAILS - I		
DRW. NO:		
TD-S-501		
FILE NAME:		
BLM-NL-DC		
DRAWN:	CHKD:	
SHIJITH	B.L.MANJUNATH	
DATE:		
24 DEC 2024		
<div>RELEASED FOR TENDER DATE: 24.12.2024 REV NO: R-00</div>		
MANJUNATH & CO. CONSULTING ENGINEERS #236, 5th CROSS, K.G.NAGAR, BANGLAORE - 19 PH: (080)6616610, 6616611 Email: manjaxe2010@gmail.com		

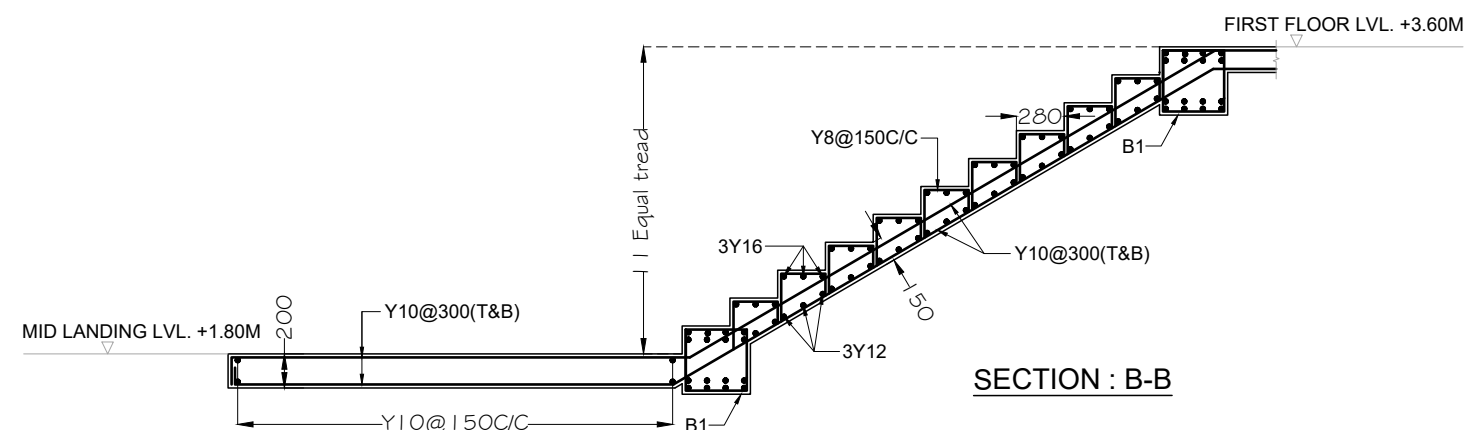
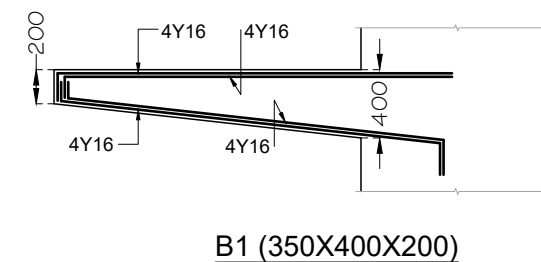
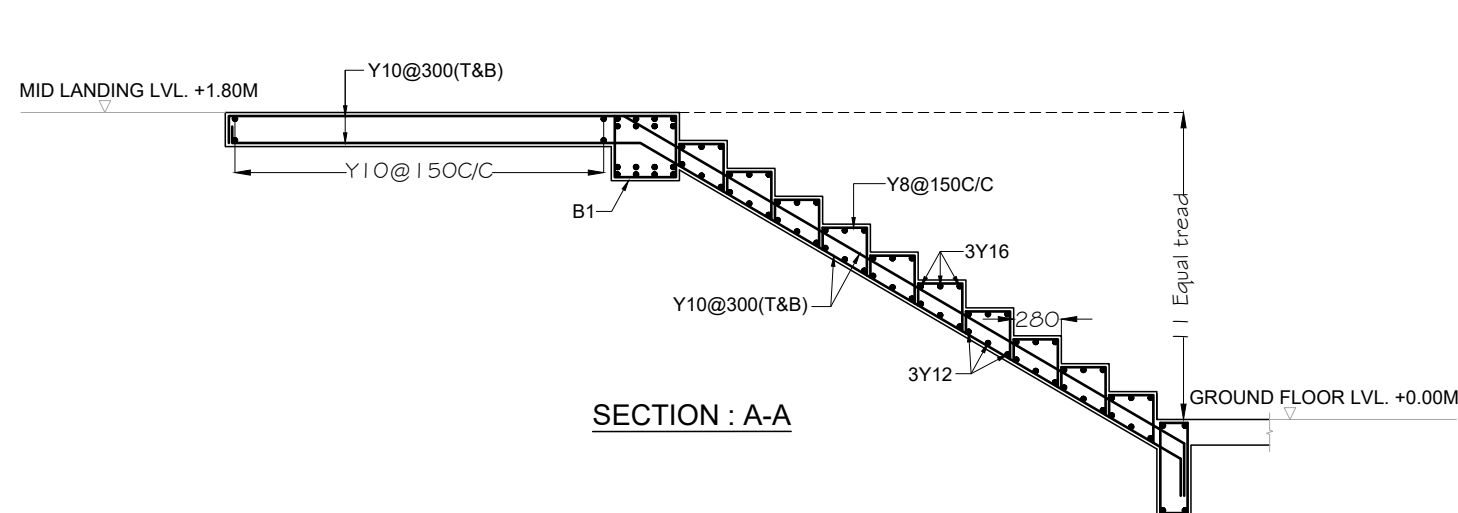
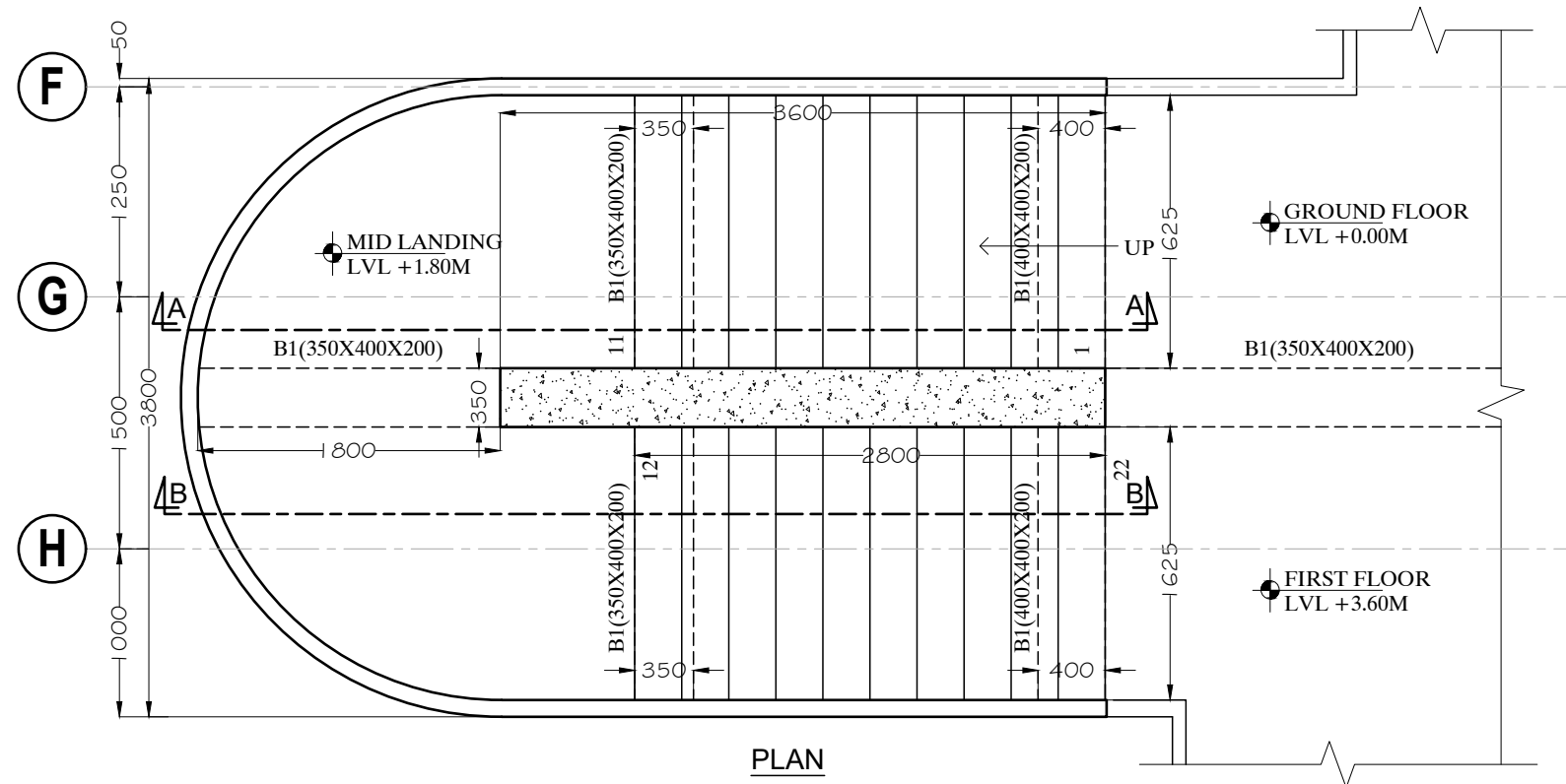


PLAN

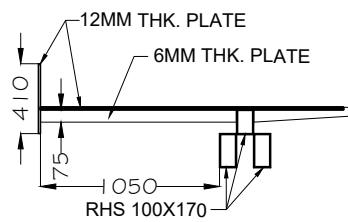
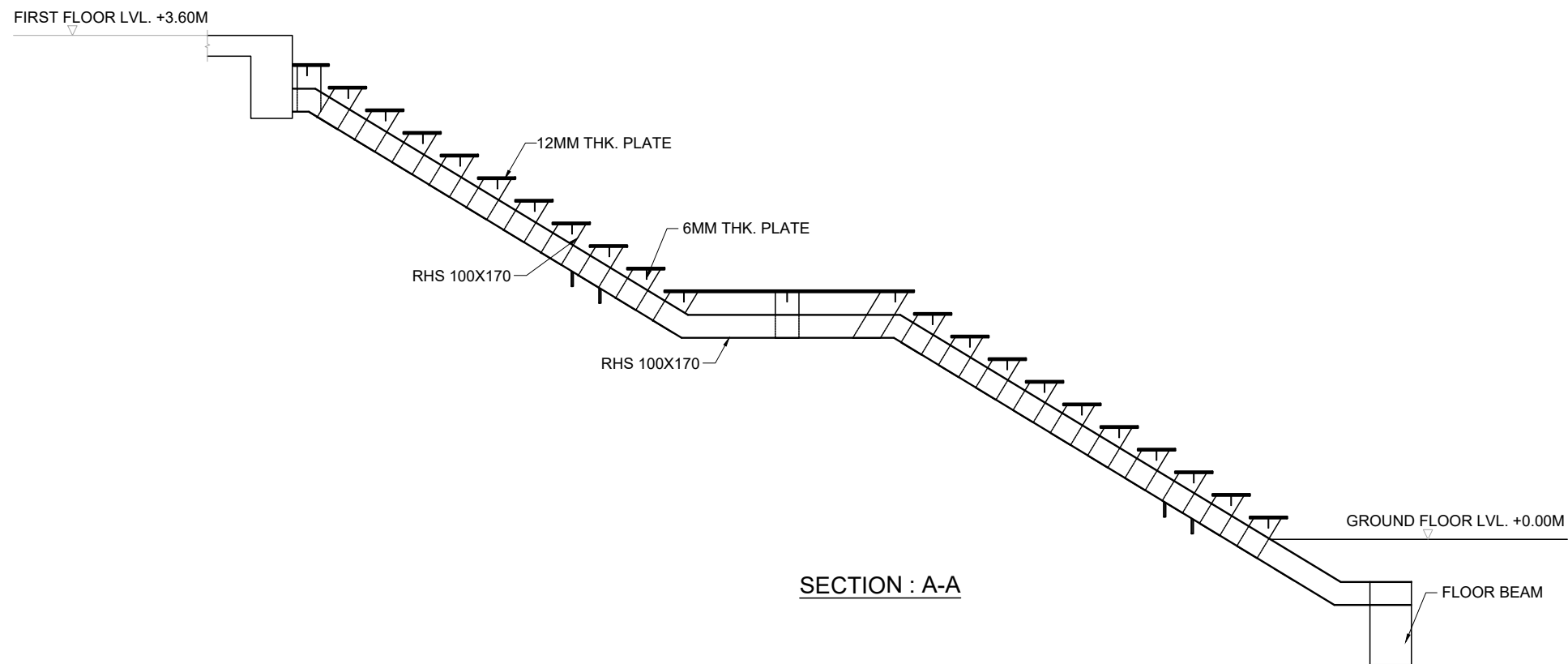
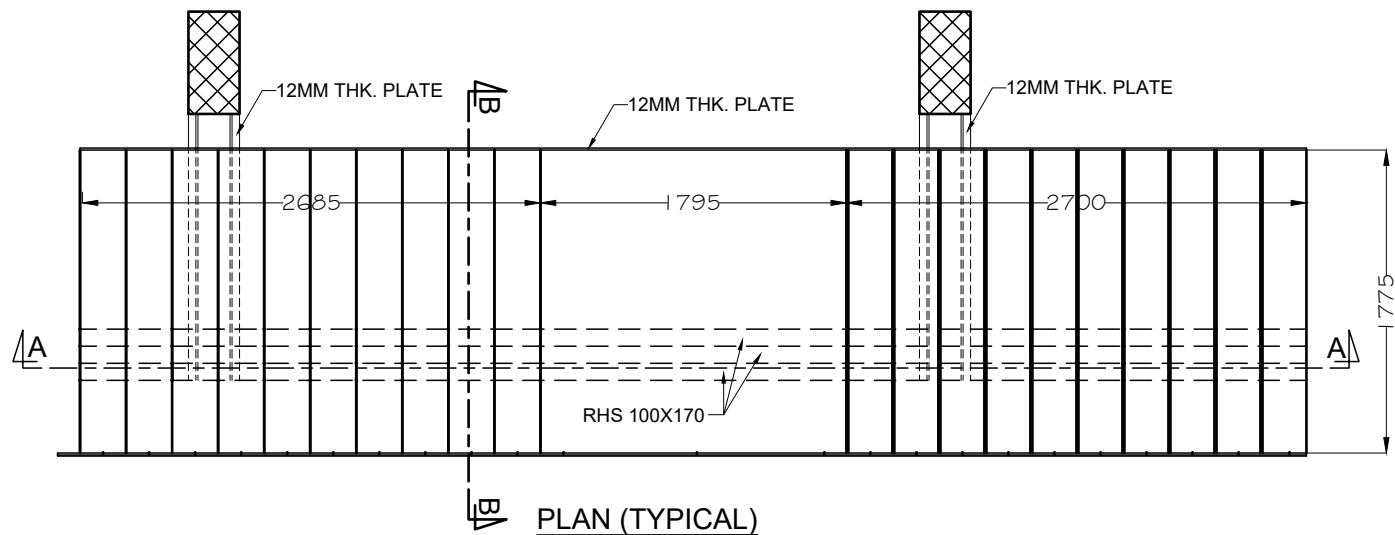


SECTION : A-A

REVISION AND ISSUES		
LOCATION OF REVISIONS		
ARE INDICATED ON DWG. AS		
RO	24 DEC 2024	
R1		
PROJECT:		
NLSIU-OAB REDEVELOPMENT		
CLIENT/ARCHITECT		
DCOOP		
ARCHITECTURE.DESIGN.RESEARCH		
UNIT NO. 109, 1ST FLOOR, SWASTIK		
CHAMBERS, S.G.BARVE MARG, CHEMBUR,		
MUMBAI - 400071		
PH:+91 22 3515 4031 E-MAIL: mail@dcoop.in		
TITLE:		
STAIRCASE DETAILS - 2		
DRW. NO:		
TD-S-502-01		
FILE NAME:		
BLM-NL-DC		
DRAWN:	CHKD:	
SHIJITH	B.L.MANJUNATH	
DATE:		
24 DEC 2024		
<div><div>RELEASED FOR</div><div>DATE: 24.12.2024</div><div>REV NO: R-00</div><div>TENDER</div></div>		
<div>MANJUNATH & CO.</div> <div>CONSULTING ENGINEERS</div> <div>#236, 5th CROSS,</div> <div>K.G.NAGAR, BANGLAORE - 19</div> <div>PH: (080)6616610, 6616611</div> <div>Email: manjaxe2010@gmail.com</div>		



REVISION AND ISSUES		
LOCATION OF REVISIONS		
ARE INDICATED ON DWG. AS		
RO		
RI		
PROJECT:		
NLSIU-OAB REDEVELOPMENT		
CLIENT/ARCHITECT		
DCOOP ARCHITECTURE.DESIGN.RESEARCH UNIT NO. 109, 1ST FLOOR, SWASTIK CHAMBERS, S.G.BARVE MARG, CHEMBUR, MUMBAI - 400071 PH:+91 22 3515 4031 E-MAIL: mail@dcop.in		
TITLE:		
STAIRCASE - 2 DETAILS		
DRW. NO:		
TD-5-502-02		
FILE NAME:		
BLM-NL-DC		
DRAWN:		CHKD:
SHIJITH		B.L.MANJUNATH
DATE:		
24 DEC 2024		
<div><div>RELEASED FOR</div><div>DATE: 24.12.2024</div><div>REV NO: R-00</div><div>TENDER</div></div>		
<div>MANJUNATH & CO.</div> <div>CONSULTING ENGINEERS</div> <div>#236, 5th CROSS,</div> <div>K.G.NAGAR, BANGLAORE - 19</div> <div>PH: (080)6616610, 6616611</div> <div>Email: manjaxe2010@gmail.com</div>		



REVISION AND ISSUES		
LOCATION OF REVISIONS		
ARE INDICATED ON DWG. AS		
RO	24 DEC 2024	
R1		
PROJECT:		
NLSIU-OAB REDEVELOPMENT		
CLIENT/ARCHITECT		
DCOOP ARCHITECTURE.DESIGN.RESEARCH UNIT NO. 109, 1ST FLOOR, SWASTIK CHAMBERS, S.G.BARVE MARG, CHEMBUR, MUMBAI - 400071 PH:+91 22 3515 4031 E-MAIL: mail@dcoop.in		
TITLE:		
STAIRCASE - 3 DETAILS		
DRW. NO:		
TD-S-504		
FILE NAME:		
BLM-NL-DC		
DRAWN:	CHKD:	
SHIJITH	B.L.MANJUNATH	
DATE:		
24 DEC 2024		
<div>RELEASED FOR DATE: 24.12.2024 REV NO: R-00 TENDER</div>		
MANJUNATH & CO. CONSULTING ENGINEERS #236, 5th CROSS, K.G.NAGAR, BANGLAORE - 19 PH: (080)6616610, 6616611 Email: manjaxe2010@gmail.com		



PROJECT:
NLSIU-OAB REDEVELOPMENT
CLIENT/ARCHITECT

TITLE:

STAIRCASE - 4 DETAILS

FILE NAME: _____

BLM-NL-DC

DATE:	
24 DEC 2024	



MANJUNATH & CO.
CONSULTING ENGINEERS
#236, 5th CROSS,
K.G.NAGAR, BANGLAORE - 19
PH: (080)6616610, 6616611
Email: manjaxe2010@gmail.com